




**MODEL 220, 222 AND 442  
COMPACT TRACTORS  
1969 & 1970 Models, Prior to S/N 9646801**

Parts Catalog No. E1123

4-80-OP-2000

NOTE: This Parts Catalog replaces the previous issue No. D1123 which is obsolete and should be discarded.



**J I Case**  
A Tenneco Company  
OPE Division  
Service Department  
119 S. First Street  
Winneconne, Wis. 54986



**ALPHABETICAL INDEX**

**ENGINE SECTION**

	PAGE	GRID		PAGE	GRID
Air Cleaner	5	A6	Filter, Breather	7	A8
Battery	51	D12	Flywheel	13-15	A14-B2
Belt, Starter-Generator	17	B4	Fuel Strainer	17	B4
Breather, Crankcase	7	A8	Fuel System	17	B4
Camshaft	7	A8	Gasket Kits	13-15	A14-B2
Carburetor	19	B6	Governor	21	B12
Connecting Rod	9-11	A10-A12	Muffler	5	A6
Crankshaft	9-11	A10-A12	Oil Pan	13-15	A14-B2
Cylinder Block	13-15	A14-B2	Piston	9-11	A10-A12
Cylinder Head	13-15	A14-B2	Pulley, Clutch	17-23	B4-B10
Electrical System	57-59	E6-E8	Spark Plug	57	E6
Engine Block & Attaching Parts	13-15	A14-B2	Starter - Generator	55	E4
Exchanger, Heat	43	D4	Tank, Fuel	17	B4
Exhaust System	5	A6	Throttle Linkage	21	B8
Fan	25	B12	Valves	7	A8

**BASIC TRACTOR SECTION**

	PAGE	GRID		PAGE	GRID
Axle, Front	33	C8	Models D8 & D10 Wheel		
Axle, Rear	41	D2	Weights	65	E14
Baffles & Shrouds	17	B4	Model F26 Three Point Hitch	71	F6
Brakes	37	C12	Model F27 Three Point Hitch		
Decals	61-63	E10-E12	Adapter	73	F8
Electrical System	57-59	E6-E8	Model F22 & F24 Sleeve		
Fenders	31	C6	Hitches	75	F10
Frame	29	C4	Model F18 Counterweight		
Grille	29	C4	Brackets	77	F12
Hitch	39	C14	Model F11 Shaft Drive PTO	77	F12
Hood	29	C4	Model F30 Hydraulic Lift	69	F4
Hydraulics	43	D4	Pulley, Clutch	25-27	B12-B14
Coupling, Pump Drive	49-51	D10-D12	Seat, Operator's	31	C6
Hoses, Lines & Fittings	43	D4	Steering Wheel & Gear	35	C10
Motor, Hydraulic Drive	53	D14	Tool Box	31	C6
Pump	49-51	D10-D12	Transmission	41	D2
Valve, Control	47	D8	Wheels, Front & Rear	37	C12
Valve Control Linkage	47	D8			
Implement-Lift Lever	39	C14			
Instruments	57-59	E6-E8			

### Indexes

This Parts Catalog is arranged for easy identification of Genuine CASE Service Parts. An alphabetical index is provided at the front of this Catalog to locate the major groups or assemblies. A numerical index at the rear of the Catalog gives the part-numbers and the pages on which they are described.

### Illustrations

All parts are illustrated in "Exploded Views" which show the individual parts in their normal relationship to each other. Reference numbers are used in the illustrations. These numbers correspond to those in the "Reference Number" column and are followed by the part number, description and quantity required.

### Indented Description

Indented parts in the descriptive list are a part of the preceding assembly or sub-assembly. The quantity shown in the "Number Required" column is the number of parts used on a machine except where parts are indented in descriptive list. In this case the quantity shown is the number required for the preceding assembly or sub-assembly.

REF.	PART NO.	DESCRIPTION	REQ'D
	A 55159	CYLINDER ASSY - rear steering	1
28	A 56208	SOCKET ASSY - rear cylinder	1
29	A 55956	PLUG - adjusting, socket assy	1
30	A 55957	SEAT - socket ball	2
31	A 56210	SPRING - socket	1
32	A 56209	SEAT - socket spring	1
33	G 45175	CLAMP ASSY - socket assy	1
	16- 836	BOLT - 1/2" x 2-1/4" N.F.hex.	1
34	132- 104	PIN - cotter, 3/16" x 3"	1
35	A 55889	STUD - ball, socket & cylinder	2
36	13- 410	BOLT - 1/4" x 5/8" N.C., hex.	4
37	92- 4	LOCKWASHER - 1/4" SAE	4

### Terms "Right Hand" and "Left Hand"

"Right Hand" and "Left Hand" sides of this machine are determined by standing at the rear of the unit and facing in the direction of forward travel.

### Orders



Orders should plainly specify correct part number, full description, quantity required, machine model and engine model, machine and engine serial numbers, method of shipment and shipping address.

### Changes

When changes to the machine make it necessary, revised pages for this book will be issued. The revised pages will be issued with the same page number as those they replace and the "issue" number and date will be advanced.

It is imperative that revised Parts Book pages be inserted into their respective Parts Books as soon as received. Failure to do so will lead to confusion and defeat the purpose of the book.

## CASE 220, 222 AND 442 COMPACT TRACTORS

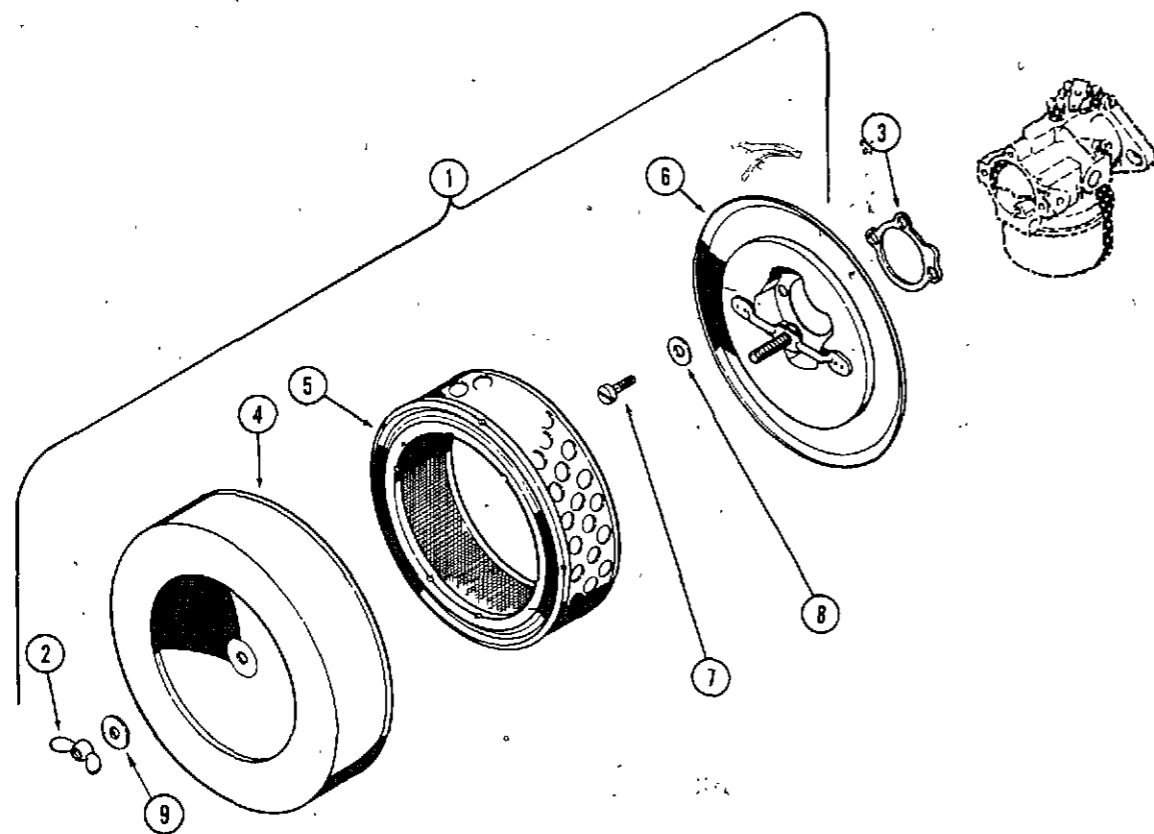


TRACTOR MODEL DESIGNATIONS	ENGINE MODEL DESIGNATIONS
220 TRACTOR	C 15964 K241 A Engine Spec. No. 46617 D
222 TRACTOR	C 15965 K301 A Engine Spec. No. 47382 B
442 TRACTOR	C 15965 K301 A Engine Spec. No. 47382 B

### Serial Numbers

When using this catalog, notice the reference to serial numbers of various components noted here and listed in the "description" copy. By referring to correct serial numbers, proper parts identification will be assured.

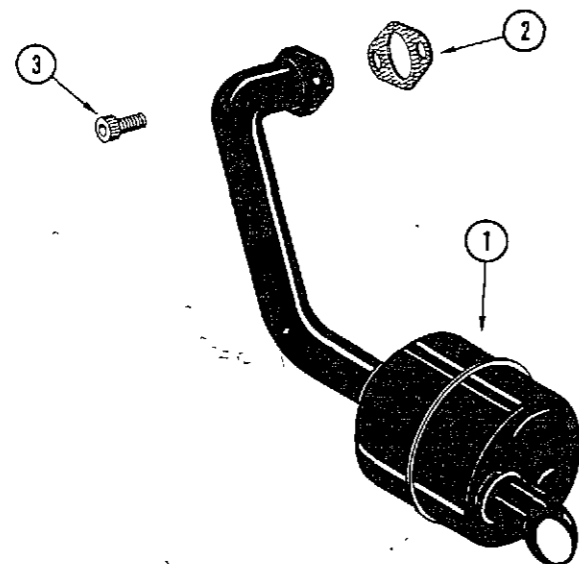
**AIR CLEANER**



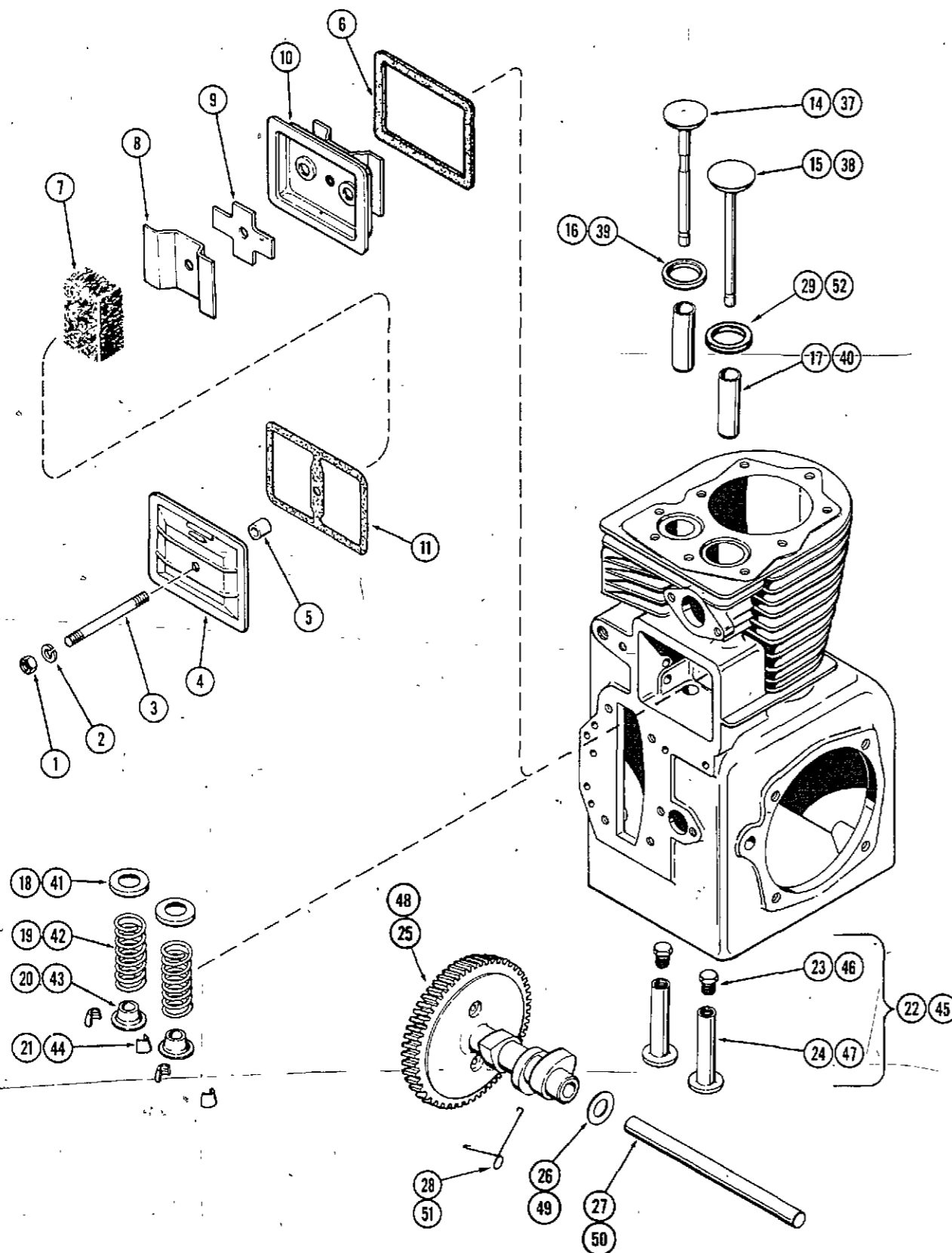
REF. PART NO.	DESCRIPTION	REQ'D
1 KOA235100	AIR CLEANER ASSEMBLY .....	1
2 129- 409	NUT - wing 3/8" NC .....	1
3 KO 275341	GASKET - air horn .....	1
4 NSS	COVER - air cleaner (Order KOA235100) .....	1
5 A 70090	ELEMENT - air cleaner .....	1
6 NSS	BASE - air cleaner (Order KOA235100) .....	1
7 177- 94	SCREW - fillister head 10-32 x 5/16" .....	3
8 195- 512	WASHER - plain 3/16" .....	3
9 KOA 536	WASHER - copper .....	1

**EXHAUST SYSTEM**

1 NSS	MUFFLER - exhaust (order C18039) .....	1
2 C 10372	GASKET - exhaust pad .....	1
3 61- 510	SCREW - 5/16-18 x 5/8" Socket Head .....	2



**CRANKCASE BREATHER**



REF. PART NO.	DESCRIPTION	REQ'D
1 25- 104	NUT - 1/4" NC Hex	1
2 92- 4	LOCKWASHER - 1/4"	1
3 KO 275220	STUD - valve cover	1
4 KO 275143	COVER - valve	1
5 KO 231032	SEAL - breather	1
6 KO 235048	GASKET - breather plate	1
7 KO 235118	FILTER - breather	1
8 KO 235117	BAFFLE - breather	1
9 KO 235047	REED - breather	1
10 KO 235631	PLATE - breather	1
11 KO 275144	GASKET - valve cover	1

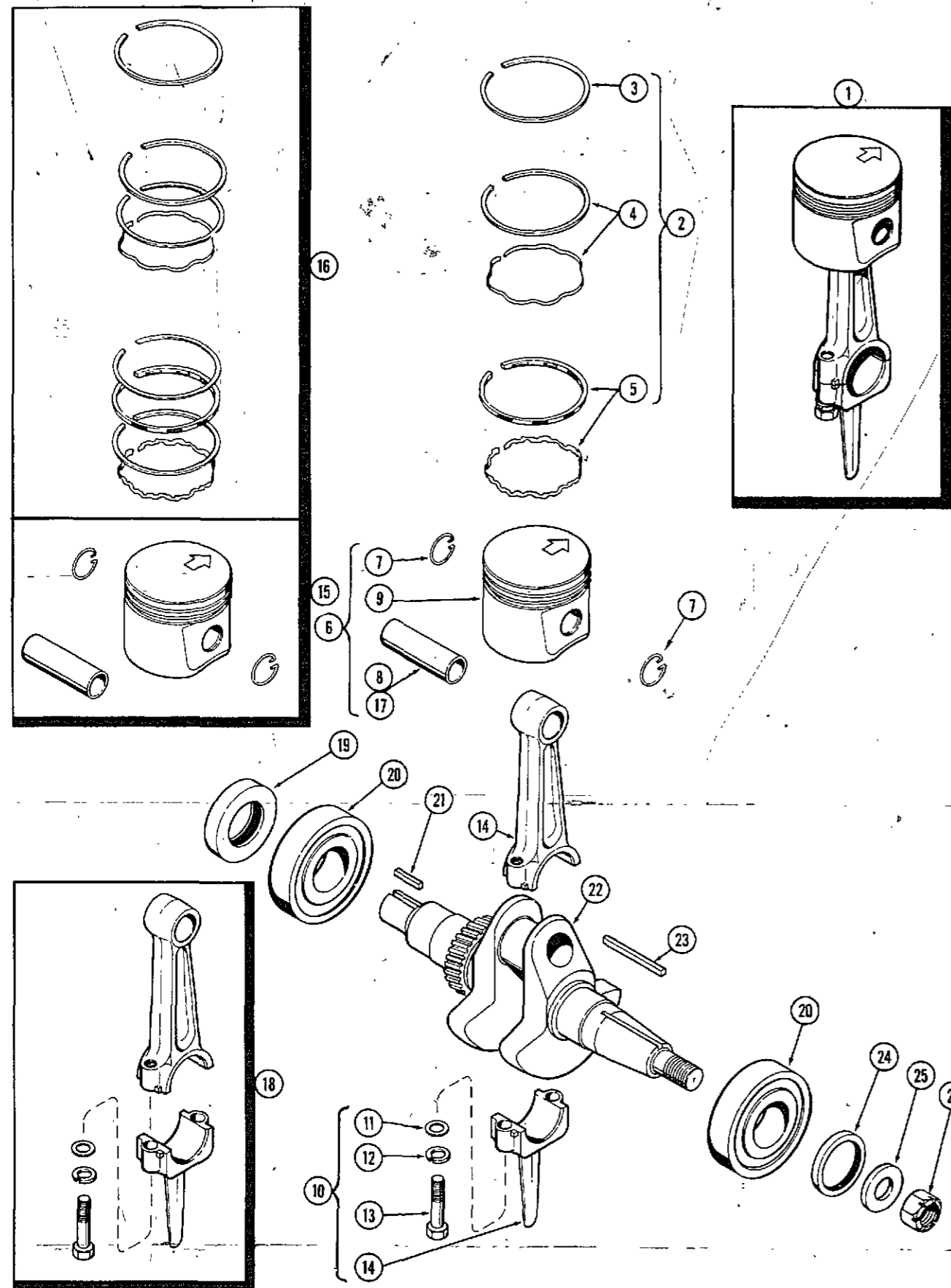
**220 CAMSHAFT AND VALVES**

14 KO 235826	VALVE - exhaust	1
15 KO 235008	VALVE - intake	1
16 KO 230170	INSERT - exhaust valve seat	1
17 KO 235007-S	GUIDE - valve	2
18 KO 235011	SEAT - valve spring	2
19 KO 235010	SPRING - valve	2
20 KO 230011	RETAINER - valve spring	2
21 C 24884	LOCK - valve retainer	4
22 KOD235327	LIFTER ASSEMBLY	2
23 NSS	SCREW - tappet adjusting	1
24 NSS	LIFTER - valve	1
25 C 24885	CAMSHAFT ASSEMBLY	1
26 KO 275066	SPACER - camshaft, .005"	UAR
26 KO 275067	SPACER - camshaft, .010"	UAR
27 KO 235053	PIN - camshaft	1
28 V 34346	SPRING - actuating	1
29 KO 230265	INSERT - intake valve seat	1

**222 AND 442 CAMSHAFT AND VALVES**

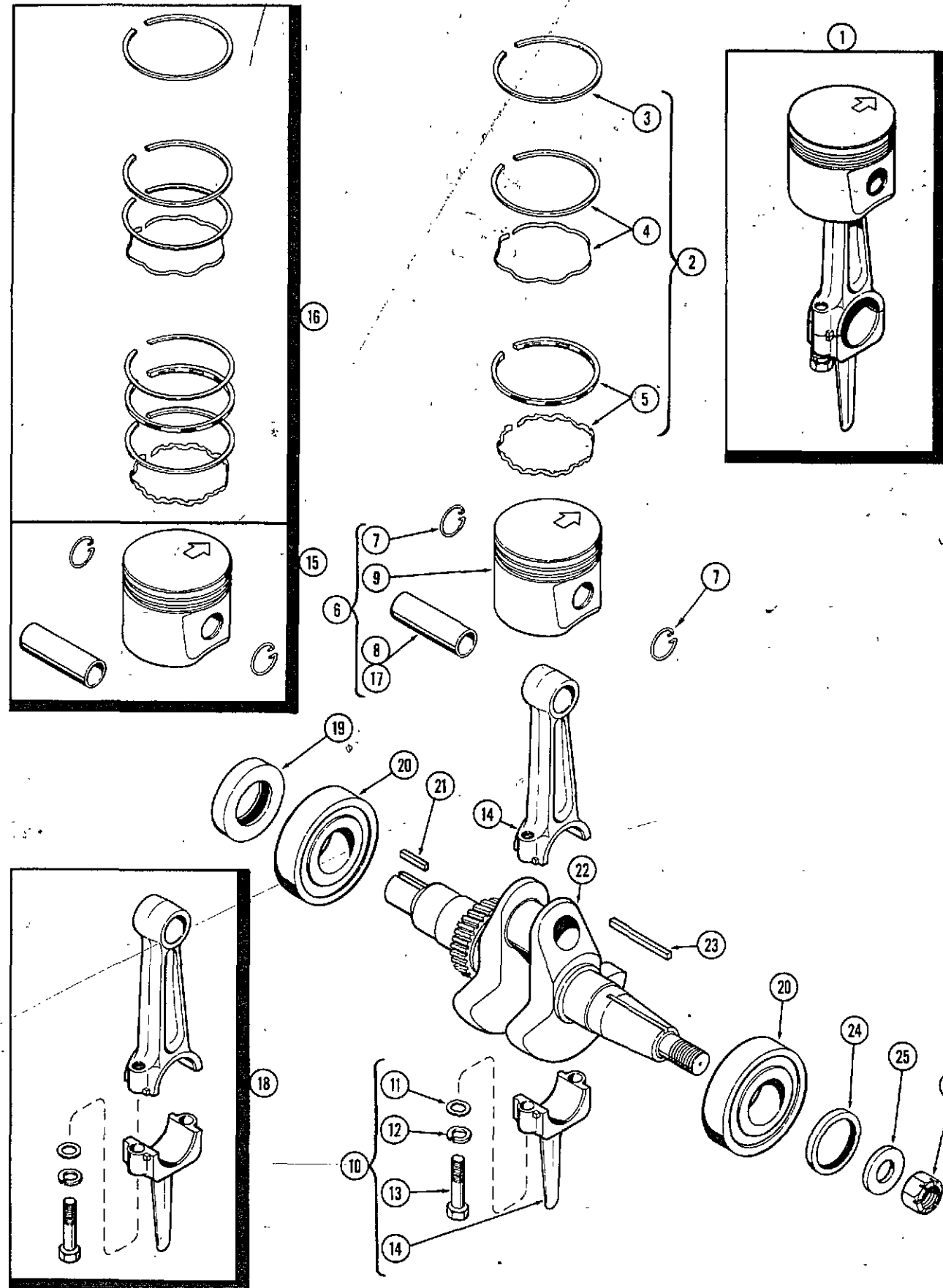
37 KO 235826	VALVE - exhaust	1
38 KO 235008	VALVE - intake	1
39 KO 230170	INSERT - exhaust valve seat	1
40 KO 235007-S	GUIDE - valve	2
41 KO 235011	SEAT - valve spring	2
42 KO 235010	SPRING - valve	2
43 KO 230011	RETAINER - valve spring	2
44 C 24884	LOCK - valve retainer	4
45 KOD235327	LIFTER ASSEMBLY	2
46 NSS	SCREW - tappet adjusting	1
47 NSS	LIFTER - valve	1
48 KOE235646	CAMSHAFT ASSEMBLY	1
49 KO 275066	SPACER - camshaft, .005"	UAR
49 KO 275067	SPACER - camshaft, .010"	UAR
50 KO 235053	PIN - camshaft	1
51 V 34346	SPRING - actuating	1
52 KO 230265	INSERT - intake valve seat	1

220 CRANKSHAFT, PISTON - CONNECTING ROD



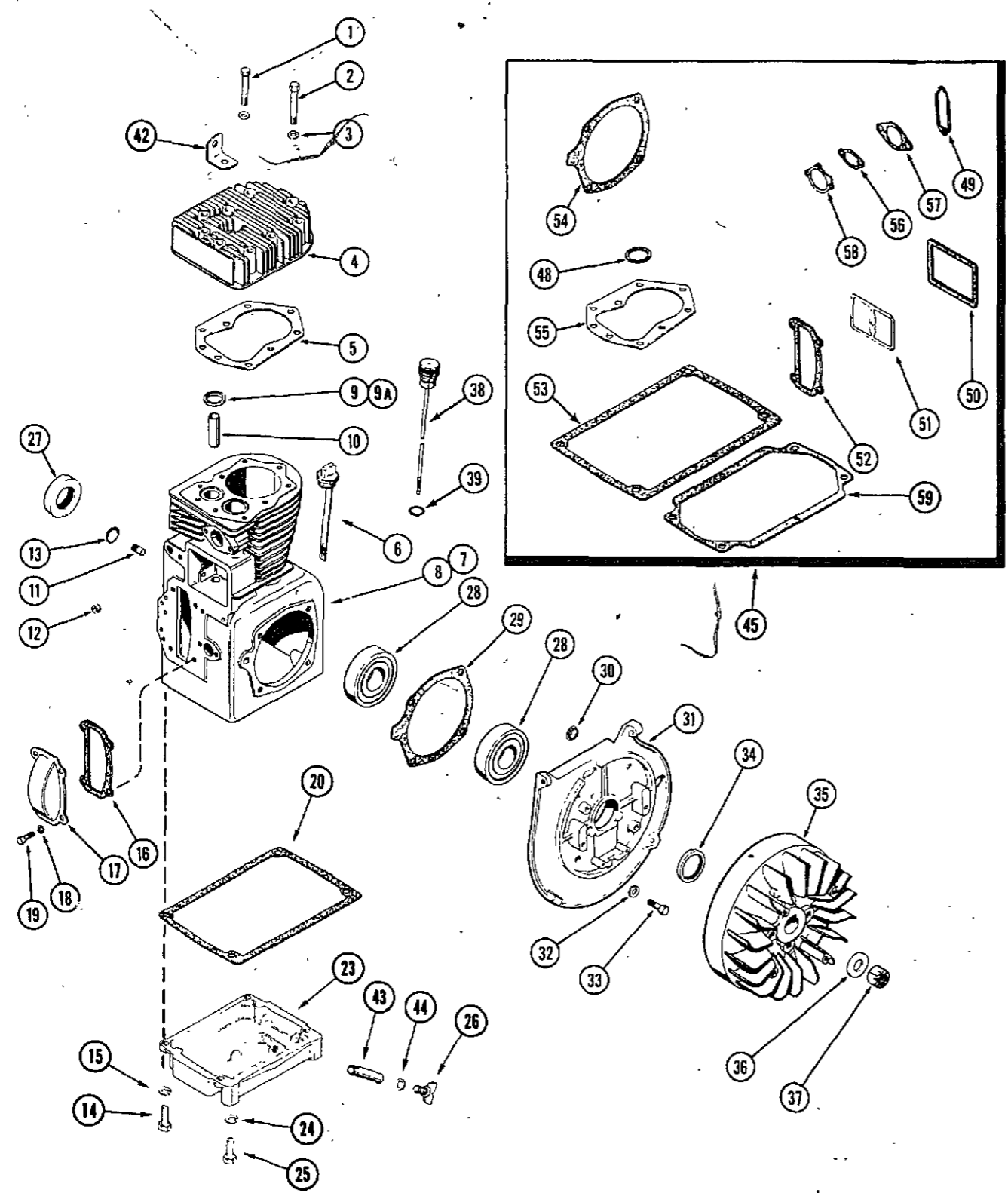
REF. PART NO.	DESCRIPTION	REQ'D
1	NSS PISTON AND ROD ASSEMBLY (Std. size)	1
2	KO 235287 RING SET - piston (For oversize, see item 16)	1
3	NSS RING - top compression	1
4	NSS RING - 2nd compression (Includes expander)	1
5	NSS RING - oil (Includes expander)	1
6	KOA235611 PISTON ASSEMBLY (For oversize, see item 15)	1
7	KO 235004 RETAINER - piston pin	2
8	KO 235572 PIN - piston	1
9	NSS PISTON	1
10	KOA235139 CONNECTING ROD ASSEMBLY (For undersize, see item 18)	1
11	KO 235003 WASHER - special	2
12	92- 6 LOCKWASHER	2
13	KO 236611 SCREW - cap, connecting rod	2
14	NSS ROD - connecting	1
15	KOA235569 PISTON ASSEMBLY - .010" oversize	1
15	KOA235571 PISTON ASSEMBLY - .020" oversize	1
15	KOA235616 PISTON ASSEMBLY - .030" oversize	1
16	KO 235288 RING SET - piston .010" oversize	1
16	KO 235289 RING SET - piston .020" oversize	1
16	KO 235290 RING SET - piston .030" oversize	1
17	KO 235573 PIN - piston, .005" oversize	1
18	C 18101 CONNECTING ROD ASSEMBLY - .010" undersize	1
19	R 16287 OIL SEAL - crankshaft rear	1
20	40035 BEARING - crankshaft ball	2
21	W 5063-S KEY - 1/4" Sq. x 3/4" (Pump Coupling)	1
22	KOB235711 CRANKSHAFT	1
23	A 27001 KEY - flat 3/16" x 3/16" x 1-3/8" (Flywheel)	1
24	C 18097 OIL SEAL - crankshaft front	1
25	195- 541 WASHER - 5/8"	1
26	131- 301 NUT - special Marsden 5/8" NF	1

222 AND 442 CRANKSHAFT, PISTON - CONNECTING ROD



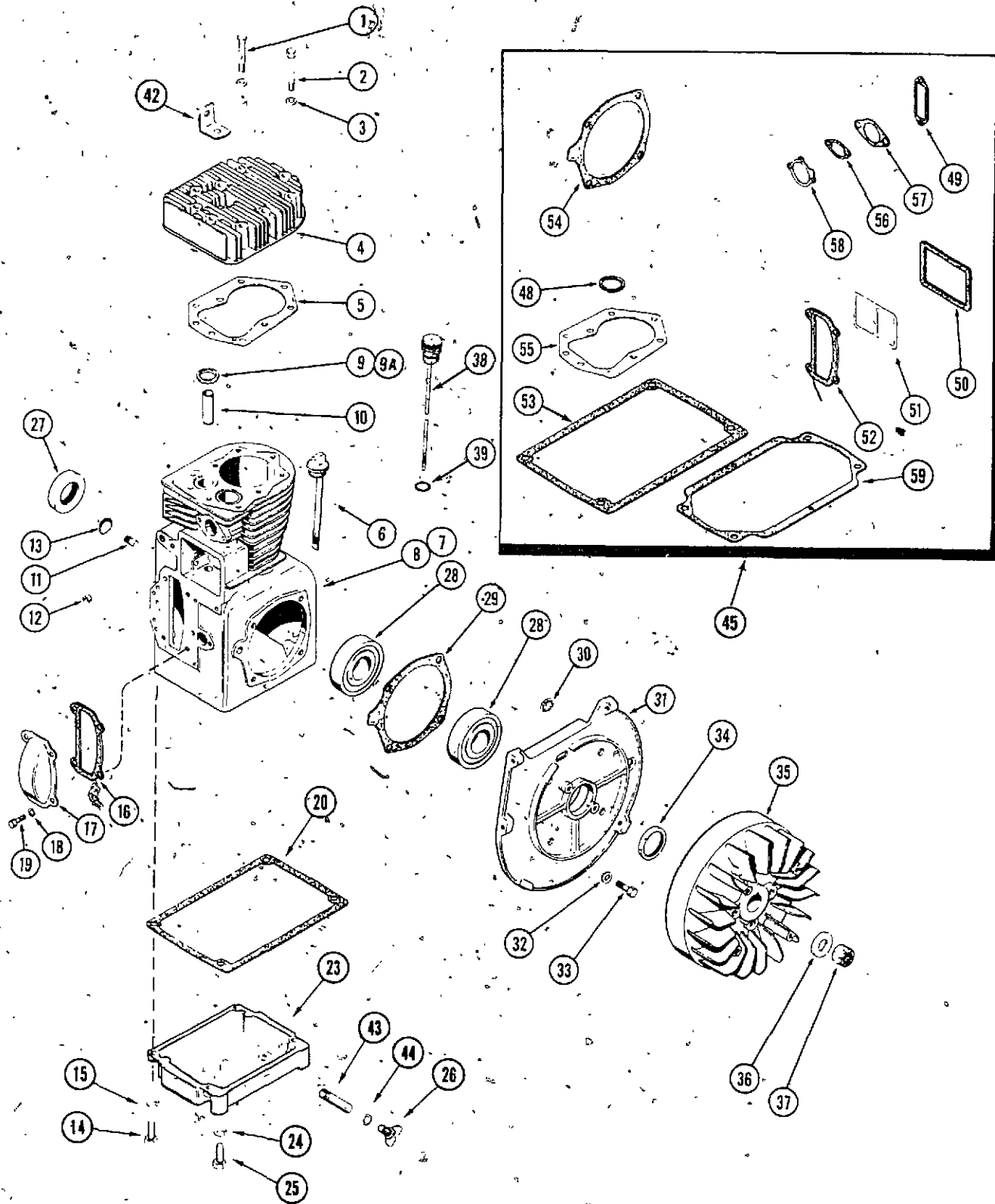
REF. PART NO.	DESCRIPTION	REQ'D
1	NSS	
2	KO 235889	PISTON AND ROD ASSEMBLY (Std. size) . . . . . 1
3	NSS	RING SET - piston (For oversize, see item 16) . . . . . 1
4	NSS	RING - top compression . . . . . 1
5	NSS	RING - 2nd compression (Includes expander) . . . . . 1
6	KOA235827	RING - oil (Includes expander) . . . . . 1
7	KO 235004	PISTON ASSEMBLY (For oversize, see item 15) . . . . . 1
8	KOA235827	RETAINER - piston pin . . . . . 2
9	NSS	PIN - piston . . . . . 1
10	KOA237344	PISTON . . . . . 1
11	KO 235003	CONNECTING ROD ASSEMBLY (For undersize, see item 18) . . . . . 1
12	92- 6	WASHER - special . . . . . 2
13	KO 236611	LOCKWASHER . . . . . 2
14	NSS	SCREW - cap, connecting rod . . . . . 2
15	KOA235865	ROD - connecting . . . . . 1
15	KOA235866	PISTON ASSEMBLY - .010" oversize . . . . . 1
15	KOA235867	PISTON ASSEMBLY - .020" oversize . . . . . 1
15	KOA235867	PISTON ASSEMBLY - .030" oversize . . . . . 1
16	KO 235890	RING SET - piston .010" oversize . . . . . 1
16	KO 235891	RING SET - piston .020" oversize . . . . . 1
16	KO 235892	RING SET - piston .030" oversize . . . . . 1
17	KO 235868	PIN - piston .005" oversize . . . . . 1
18	C 23135	CONNECTING ROD ASSEMBLY - .010" undersize . . . . . 1
19	R 16287	OIL SEAL - crankshaft rear . . . . . 1
20	40035	BEARING - crankshaft ball . . . . . 2
21	W 5063-S	KEY - 1/4" Sq. x 3/4" (Pump Coupling) . . . . . 1
22	KOB235949	CRANKSHAFT . . . . . 1
23	A 27001	KEY - flat 3/16" x 3/16" x 1-3/8" (Flywheel) . . . . . 1
24	C 18097	OIL SEAL - crankshaft front . . . . . 1
25	195- 541	WASHER - 5/8" . . . . . 1
26	131- 301	NUT - special Marsden 5/8" NF . . . . . 1

220 ENGINE BLOCK AND ATTACHING PARTS



REF. PART NO.	DESCRIPTION	REQ'D
1	KO 271077 BOLT - cylinder head (Length 2-1/4")	.6
2	KO 235175 BOLT - cylinder head (Length 2-1/2")	.3
3	KO 270889 WASHER - cylinder head bolt	.9
4	KO 236546 HEAD - cylinder	.1
5	KO 237658 GASKET - head	.1
6	KO 235747 DIPSTICK (used on models prior to S/N 9641001)	.1
7	KOC 236303 BLOCK ASSEMBLY - cylinder, short (Includes crankshaft, rod assembly, camshaft, valves, bearings and plate)	.1
8	C 24138 BLOCK ASSEMBLY - cylinder, stripped (Std. bore)	.1
9	KO 230170 INSERT - exhaust valve	.1
9A	KO 230265 INSERT - intake valve seat	.1
10	KO 235007-S GUIDE - valve	.2
11	KO 235125-S SHAFT - stub, governor	.1
12	V 34418 BEARING - needle, governor shaft	.1
13	41- 18 PLUG - expansion	.1
14	113- 206 BOLT - 3/8" x 7/8" NC hex plated	.4
15	192- 21 LOCKWASHER - 3/8" plated	.4
16	KO 235025 GASKET - camshaft cover	.1
17	KO 235026 COVER - camshaft gear	.1
18	192- 19 LOCKWASHER - 1/4" plated	.4
19	113- 6 BOLT - 1/4" x 1/2" NC plated	.4
20	KO 235353 GASKET - oil pan	.1
23	KO 237808 BASE - oil pan	.1
24	192- 21 LOCKWASHER - 3/8" plated	.4
25	113- 207 BOLT - 3/8" x 1" NC hex plated	.4
26	C 14399 PLUG - oil drain	.1
27	R 16287 OIL SEAL - crankshaft rear	.1
28	40035 BEARING - crankshaft ball	.2
29	KO 235757 GASKET - shim, bearing plate, .010"	.6
29	KO 235070 GASKET - shim, .010"	UAR
30	205- 27 PLUG - button, timing hole	.1
31	C 22700 PLATE - bearing (Can use KO235815)	.1
32	192- 21 LOCKWASHER - 3/8" plated	.4
33	113- 207 BOLT - 3/8" x 1" NC plated	.4
34	C 18097 OIL SEAL - crankshaft front	.1
35	KO 235818 FLYWHEEL	.1
36	195- 541 WASHER - special, plated	.1
37	131- 301 NUT - special, Marsden 5/8" NF	.1
38	C 14953 DIPSTICK ASSEMBLY (used on models S/N 9641001 and after)	.1
39	A 27365 "O" RING - dipstick	.1
42	KO 235748 STRAP - lifting	.1
43	C 18814 NIPPLE - oil drain extension	.1
44	C 14906 GASKET - plug, oil drain	.1
45	C 23858 KIT - engine gasket and seal	.1
48	B 59393 GASKET - fuel strainer bowl	.1
49	KO 220174 GASKET - breaker cover	.1
50	KO 235048 GASKET - breather plate	.1
51	KO 275144 GASKET - valve cover	.1
52	KO 235025 GASKET - camshaft gear cover	.1
53	KO 235353 GASKET - oil pan	.1
54	KO 235757 GASKET - shim, bearing plate, .010"	.6
54	KO 235070 GASKET - shim, .010"	UAR
55	KO 237658 GASKET - cylinder head	.1
56	C 22738 GASKET - fuel pump flange	.1
57	C 23860 GASKET - carburetor flange	.1
58	KO 275341 GASKET - carburetor air horn	.1
59	KO 235057 GASKET - oil pan (Not used on this model)	.1

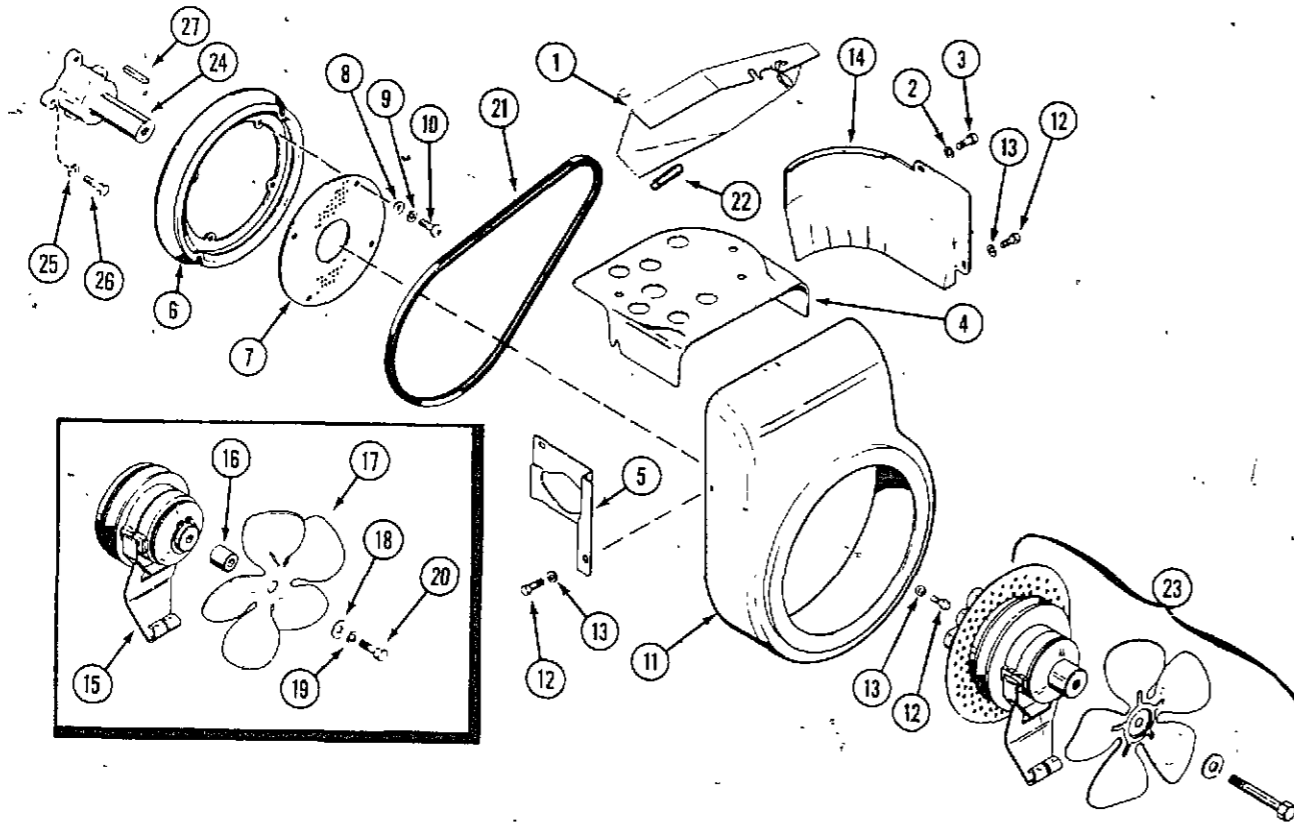
222 AND 442 ENGINE BLOCK AND ATTACHING PARTS



REF. PART NO.	DESCRIPTION	REQ'D
1 KO 271077	BOLT - cylinder head (Length 2-1/4")	6
2 KO 235175	BOLT - cylinder head (Length 2-1/2")	3
3 KO 270889	WASHER - cylinder head bolt	9
4 KO 236438	HEAD - cylinder	1
5 KO 237658	GASKET - head	1
6 KO 235747	DIPSTICK - (used on models prior to S/N 9641001)	1
7 C 24141	BLOCK ASSEMBLY - cylinder, short (Includes crankshaft, rod assembly, camshaft, valves, bearings and plate)	1
8 C 24141	BLOCK ASSEMBLY - cylinder, standard bore	1
9 KO 230170	INSERT - exhaust valve	1
9A KO 230265	INSERT - intake valve seat	1
10 KO 235007-S	GUIDE - valve	2
11 KO 235125-S	SHAFT - stub governor	1
12 V 34418	BEARING - needle, governor shaft	1
13 41- 18	PLUG - expansion	1
14 113- 206	BOLT - 3/8" x 1-1/4" NC hex plated	4
15 192- 21	LOCKWASHER - 3/8" plated	4
16 KO 235025	GASKET - camshaft cover	1
17 KO 235026	COVER - camshaft gear	1
18 192- 19	LOCKWASHER - 1/4" plated	4
19 113- 6	BOLT - 1/4" x 1/2" NC plated	4
20 KO 235353	GASKET - oil pan	1
23 KO 237808	BASE - oil pan	1
24 192- 21	LOCKWASHER - 3/8" plated	4
25 115- 204	BOLT - 3/8" x 1" NC hex plated	4
26 C 14399	PLUG - oil drain	1
27 R 16287	OIL SEAL - crankshaft rear	1
28 40035	BEARING - crankshaft ball	2
29 KO 235757	GASKET - shim, bearing plate .010"	6
29 KO 235070	GASKET - shim, .010"	UAR
30 205- 27	PLUG - button, timing hole	1
31 C 22700	PLATE - bearing	1
32 192- 21	LOCKWASHER - 3/8" plated	4
33 113- 207	BOLT - 3/8" x 1" NC plated	4
34 C 18097	OIL SEAL - crankshaft front	1
35 KO 235818	FLYWHEEL	1
36 195- 541	WASHER - special, plated	1
37 131- 301	NUT - special Marsden	1
38 C 14953	DIPSTICK ASSEMBLY (used on models S/N 9641001 and after)	1
39 A 27365	"O" RING - dipstick	1
42 KO 235748	STRAP - lifting	1
43 C 18814	NIPPLE - oil drain extension	1
44 C 14906	GASKET - plug, oil drain	1
45 C 23858	KIT - engine gasket and seal	1
48 B 59393	GASKET - fuel strainer bowl	1
49 KO 220174	GASKET - breaker cover	1
50 KO 235048	SEAL - breather	1
51 KO 275144	GASKET - valve cover	1
52 KO 235025	GASKET - camshaft gear cover	1
53 KO 235353	GASKET - oil pan	1
54 KO 235757	GASKET - shim, bearing plate, .010"	6
55 KO 235070	GASKET - shim, .010"	UAR
56 KO 237658	GASKET - cylinder head	1
57 C 22738	GASKET - fuel pump flange	1
58 KO 275341	GASKET - carburetor flange	1
59 KO 235057	GASKET - carburetor air horn	1
	GASKET - oil pan (Not used on this model)	1

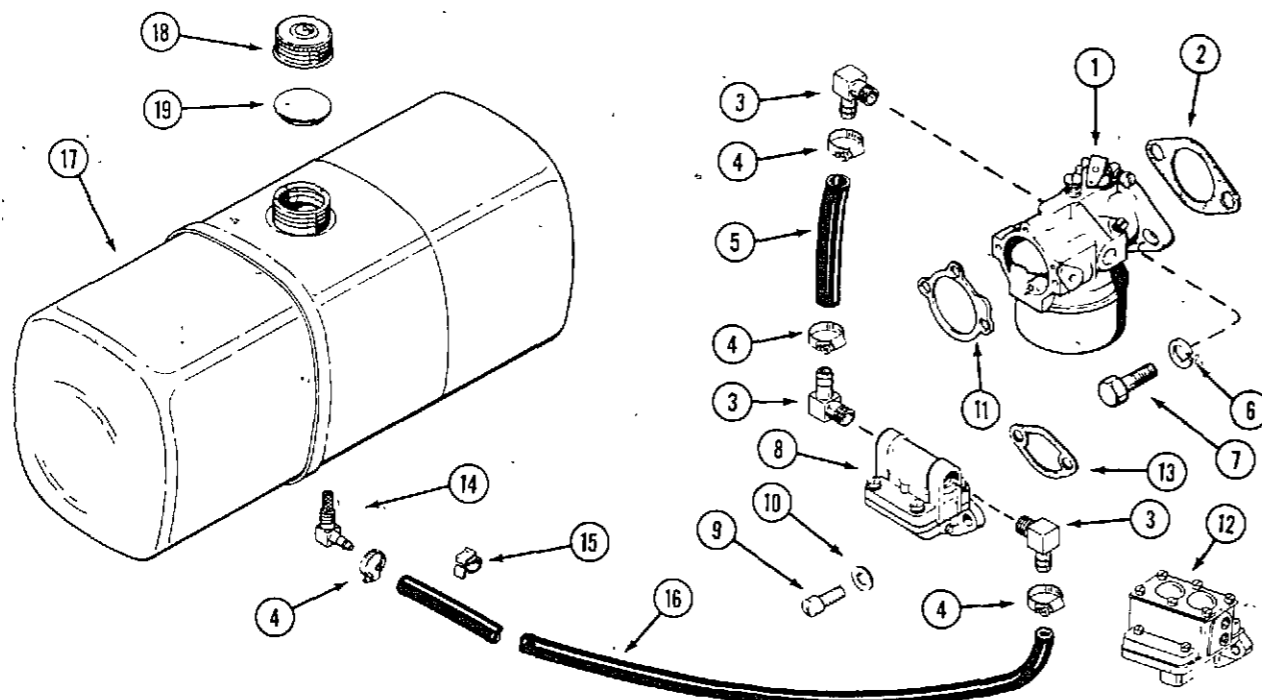


**BAFFLES, SHROUDS AND CLUTCH PULLEY**



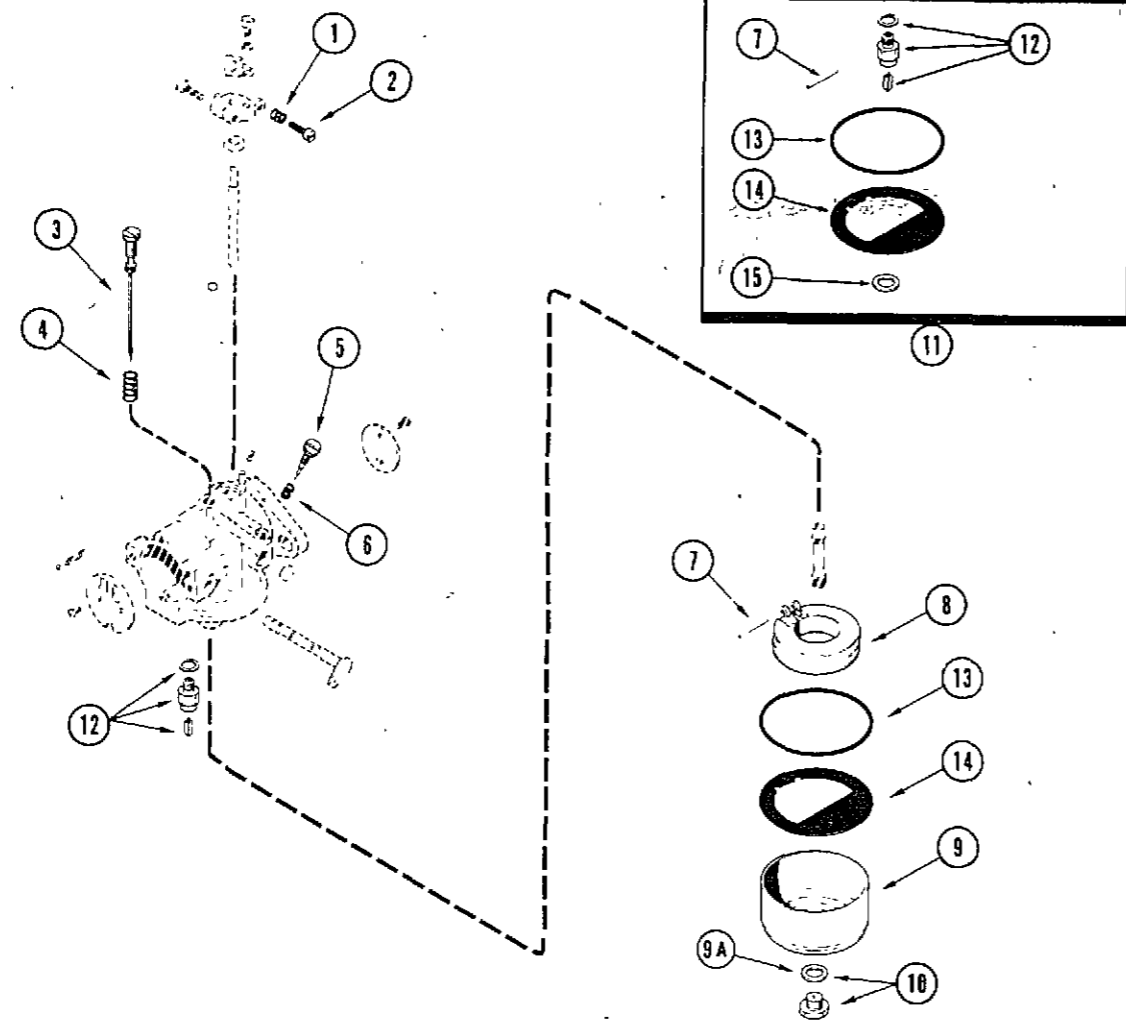
REF. PART NO.	DESCRIPTION	REQ'D
1 C 18296	DEFLECTOR - engine air	1
2 192- 19	LOCKWASHER - 1/4" plated	2
3 113- 6	BOLT - 1/4" x 1/2" NC hex plated	2
4 KO 235955	BAFFLE - cylinder head	1
5 KO 235368	BAFFLE - carburetor side air	1
6 KO 235207	PULLEY - starter	1
7 KO 235052	SCREEN - blower air intake	1
8 195- 515	WASHER - 1/4" plated	4
9 192- 19	LOCKWASHER - 1/4" plated	4
10 175- 436	SCREW - 1/4" x 5/8" NC truss head Phillips, plated	4
11 C 24729	HOUSING - blower	1
12 113- 2	BOLT - 1/4" x 3/4" NC hex head plated	4
13 192- 19	LOCKWASHER - 1/4" plated	4
14 KO 235054	BAFFLE - cylinder	1
15 NSS	CLUTCH - pulley, repairs page 27 (order C19005 clutch and C15721 screen)	1
16 C 10312	SPACER - short	1
17 C 17217	KIT - fan, engine	1
18 195- 104	WASHER - 3/8" plain	1
19 192- 21	LOCKWASHER - 3/8"	1
20 115- 208	BOLT - 3/8" x 3-1/2" NC hex (For pulley clutch)	1
21 C 23902	BELT - drive, starter, generator	1
22 C 12603	CHANNEL - deflector	1
23 NSS	CLUTCH ASSEMBLY - repairs page 25 (order C19005 clutch)	1
24 KO 235954	SHAFT - stub (used on models prior to S/N 9641001)	1
25 192- 21	LOCKWASHER - 3/8" ZP	4
26 113- 208	BOLT - 3/8" x 1-1/4" NC hex	4
27 W 5063-S	KEY - 1/4" sq. x 3/4"	1

**FUEL SYSTEM**



REF. PART NO.	DESCRIPTION	REQ'D
1 A 72073	CARBURETOR ASSEMBLY (Repairs, page 19)	1
2 C 23860	GASKET - carburetor flange	1
3 C 10678	ELBOW - fuel pump and carburetor	3
4 214- 253	CLAMP - hose	4
5 C 15007	HOSE - carburetor 5-1/4"	1
6 192- 20	LOCKWASHER - 5/16"	2
7 113- 103	BOLT - 5/16" x 1" NC hex	2
8 NSS	FUEL PUMP - (10 H.P. model) 220 (use C24851)	1
9 71- 410	SCREW - 1/4" x 5/8" NC fillister head	2
10 193- 60	LOCKWASHER - 1/4"	2
11 KO 275341	GASKET - air horn	1
12 NSS	FUEL PUMP - (12 H.P. model) 222 and 442 (use C24851)	1
13 C 22738	GASKET - fuel pump mounting	1
14 C 10657	ELBOW ASSEMBLY - fuel tank	1
15 A 62079	CLIP - fuel line	2
16 C 17574	HOSE - fuel line	1
17 C 13411	TANK - fuel	1
18 C 11529	CAP - fuel tank (Includes insert)	1
19 C 11545	INSERT - fuel cap	1

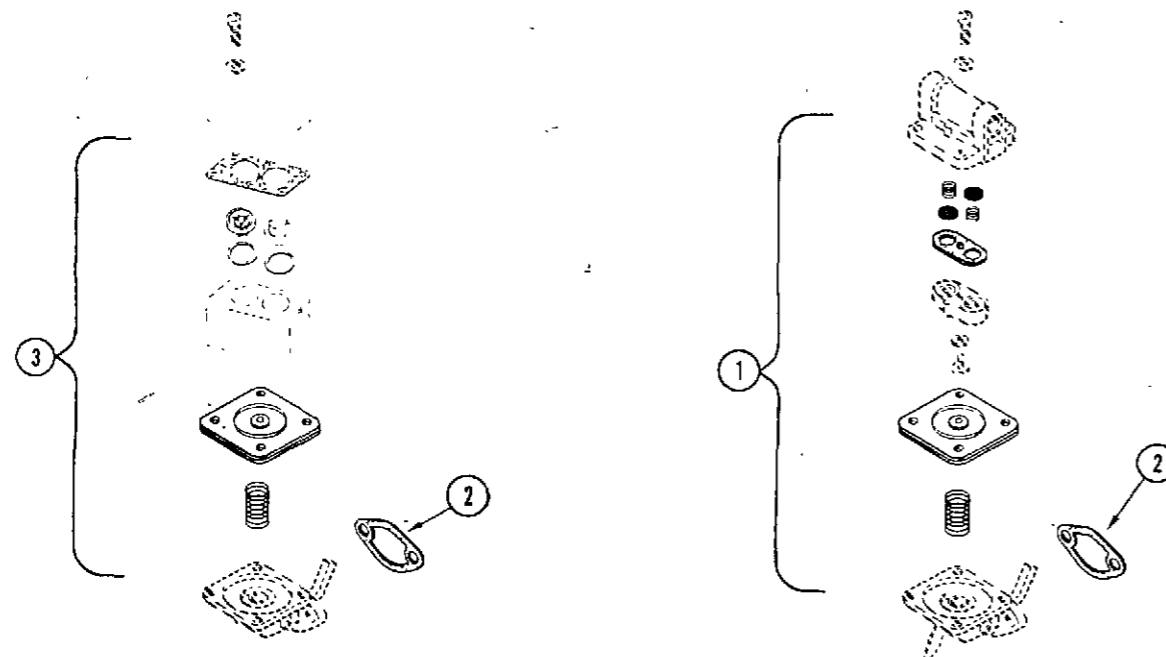
**A72073 CARBURETOR**



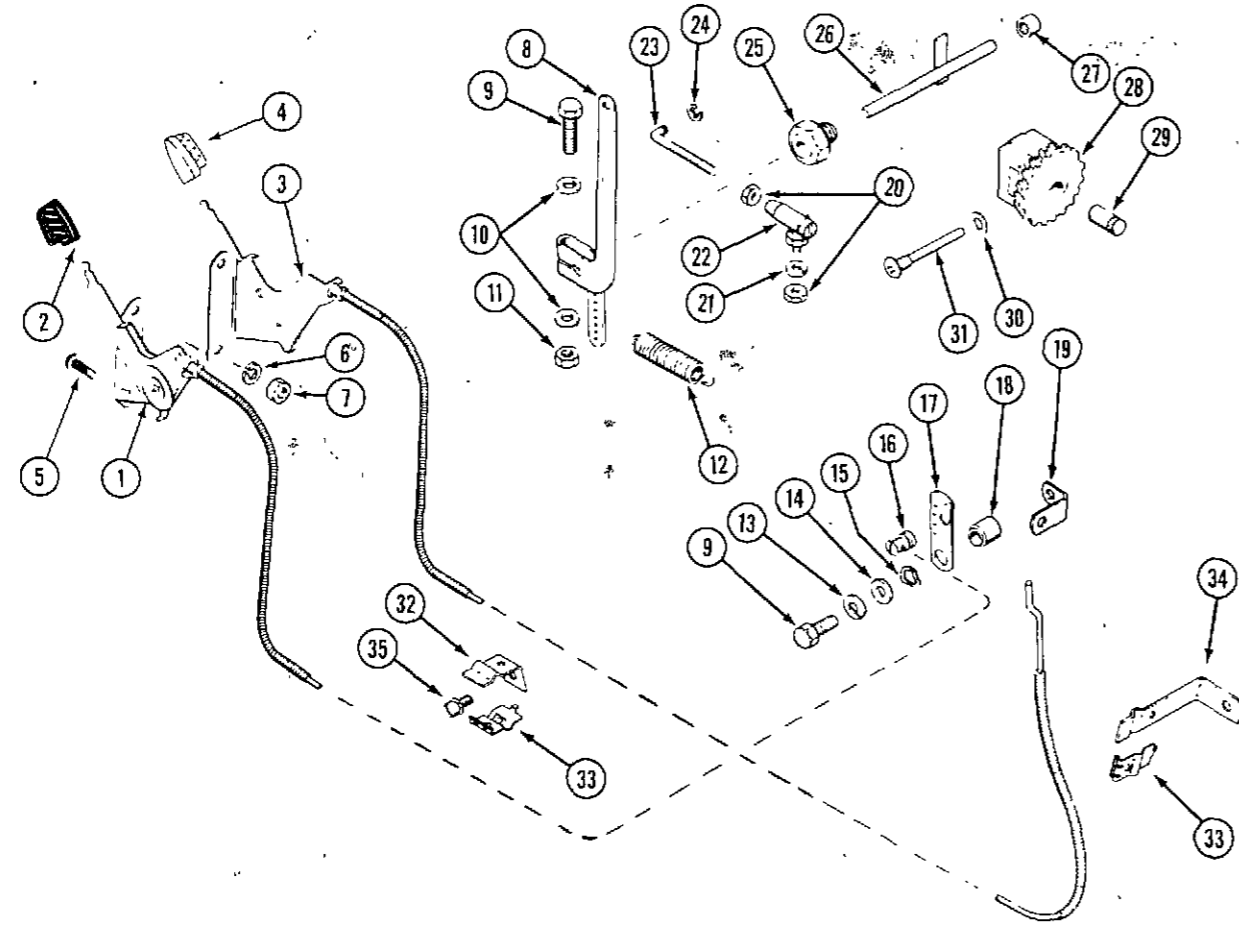
REF. PART NO.	DESCRIPTION	REQ'D
A 72073	CARBURETOR ASSEMBLY	1
1 KO200380	SPRING - idle screw tension	1
2 A 72092	SCREW - idle adjust	1
3 A 72077	JET ASSEMBLY - high speed and idle adjust	1
4 KO200383	SPRING - idle jet	1
5 A 72099	SCREW - adjusting (Lean-rich)	1
6 A 72098	SPRING - Lean-rich adjust screw	1
7 F 19892	PIN - carburetor float	1
8 KO200408	FLOAT ASSEMBLY	1
9 KO235448	BOWL - carburetor	1
10 KO235447	NUT AND GASKET ASSEMBLY - bowl	1
11 A 72103	KIT - carburetor repair	1
12 NSS	INLET NEEDLE AND SEAT ASSEMBLY	1
13 NSS	GASKET - carburetor bowl ring	1
14 NSS	GASKET - carburetor bowl	1
15 KO200372	GASKET - bowl screw	1

**FUEL PUMP**

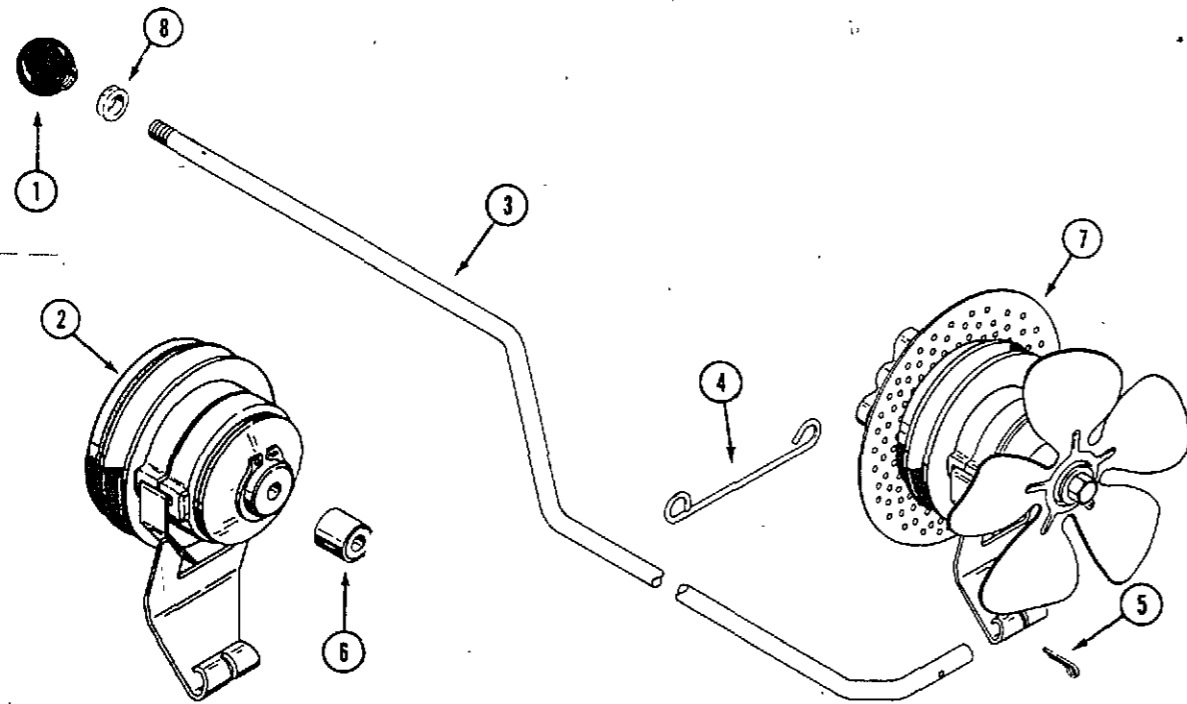
1	NSS	KIT - fuel pump(for KOA235845 pump)(use C24851 pump)	1
	NSS	SPRING - fuel pump valve	2
	NSS	VALVE	2
	NSS	GASKET - valve	1
	NSS	DIAPHRAGM ASSEMBLY	1
	NSS	SPRING - diaphragm	1
2	C 22738	GASKET - fuel pump mounting	1
3	NSS	KIT - fuel pump(for C22987 pump)(use C24851 pump)	1
	NSS	VALVE ASSEMBLY	2
	NSS	GASKET - valve	2
	NSS	DIAPHRAGM ASSEMBLY	1
	NSS	SPRING - diaphragm	1
	NSS	GASKET - valve	1
2	C 22738	GASKET - fuel pump mounting	1



**CHOKE, THROTTLE AND GOVERNOR**



REF. PART NO.	DESCRIPTION	REQ'D
1 C 13848	CONTROL - throttle	1
2 C 12224	HANDLE - throttle control, black	1
3 C 12187	CONTROL - choke	1
4 C 14506	HANDLE - choke control, white	1
5 111- 1	BOLT - 10-24 x 1/2" Rd. Hd. Sq. Nk.	2
6 192- 18	LOCKWASHER - #10 Std. plated	2
7 129- 17	NUT - #10-24 plated	2
8 KOA237653	LEVER - governor	1
9 15- 420	BOLT - 1/4" x 1-1/4" NC hex	2
10 195- 515	WASHER - 1/4" plated	2
11 25- 104	NUT - 1/4" hex	1
12 KO 235496	SPRING - governor	1
13 192- 19	LOCKWASHER - 1/4" plated	1
14 C 18098	WASHER - thrust	1
15 KO 275690	WASHER - wavy	1
16 H 43034	CLAMP - swivel, wire	1
17 KO 235086	LEVER - speed control	1
18 KO 235085	SPACER - speed control bracket	1
19 KO 235084	BRACKET - high speed stop	1
20 129- 37	NUT - #10-32 hex	2
21 192- 18	LOCKWASHER - 3/16" plated	1
22 A 10326	JOINT - ball	1
23 KO 235277	ROD - throttle	1
24 49485	RING - retaining, throttle rod	1
25 KO 235476	BUSHING - governor cross shaft	1
26 KOA235256-S	SHAFT ASSEMBLY - governor cross	1
27 V 34418	BEARING - needle governor shaft	1
28 KOA235743-S	GEAR ASSEMBLY - governor	1
29 KO 235125-S	SHAFT - governor stub	1
30 C 18099	WASHER - governor stop pin	1
31 V 34416	PIN - governor stop	1
32 KO 237559	BRACKET - throttle cable	1
33 KO 235603	CLIP - bracket	2
34 KOA 236919	BRACKET - choke cable	1
35 169- 95	SCREW - #10 x 3/8" NC fillister head	1



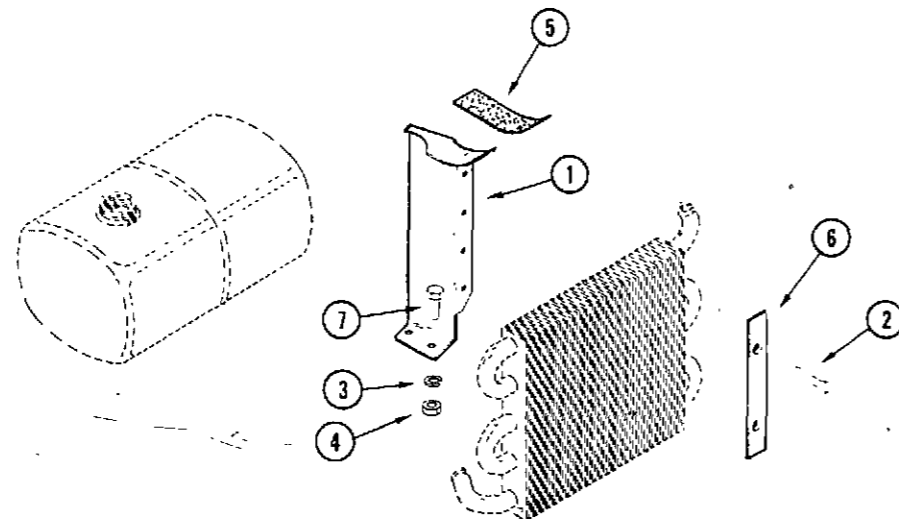
USED ON MODELS PRIOR TO S/N 9641001

**PULLEY CLUTCH & LINKAGE**

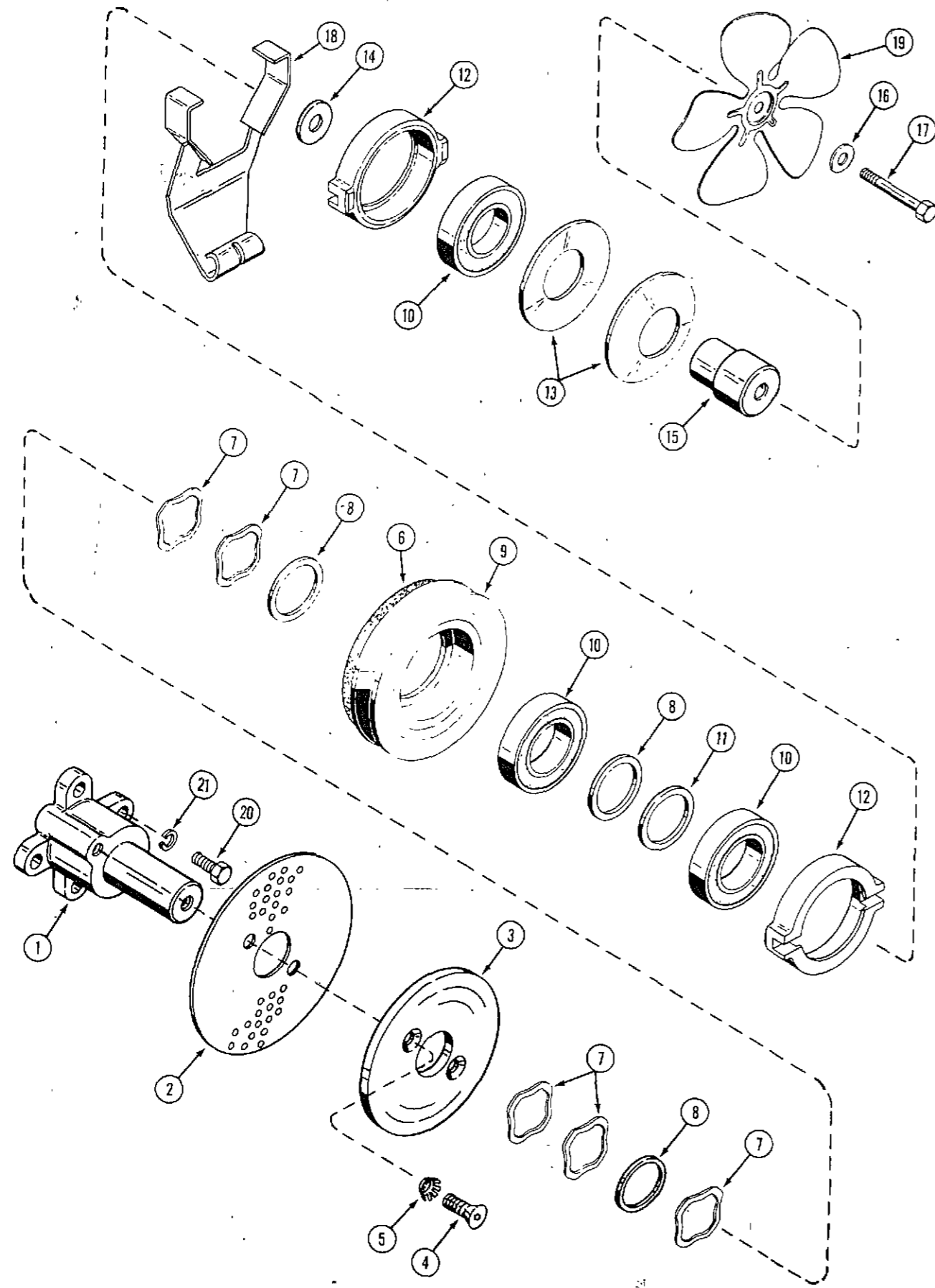
REF. PART NO.	DESCRIPTION	REQ'D
1 C 10487	KNOB - lever	1
2 NSS	CLUTCH - PTO (Repairs, page 27) order C24774 clutch, C23506 arm, and C15721 screen	1
3 C 14224	ROD - clutch control	1
4 C 15961	RETAINER - clutch rod	1
5 132- 48	PIN - cotter 1/8" x 1"	1
6 C 10312	SPACER - fan, short	1
7 NSS	CLUTCH - PTO (Repairs page 25) (use C24774, C23506)	1
8 353- 441	BUSHING - fliplock	1

**HYDRAULIC RESERVOIR MOUNTING**

1 C 14240	SUPPORT - reservoir mounting R.H.	1
1 C 14241	SUPPORT - reservoir mounting L.H.	1
2 187- 1251	SCREW - 1/4" x 1-1/4" NC fillister head, Phillips, Z.P.	4
3 192- 20	LOCKWASHER - 5/16" Z.P.	4
4 129- 102	NUT - 5/16" NC hex Z.P.	4
5 C 14690	CUSHION - oil reservoir	2
6 C 14246	BRACKET - heat exchanger mounting	2
7 113- 118	BOLT - 5/16" x 5/8" NC hex Z.P.	4

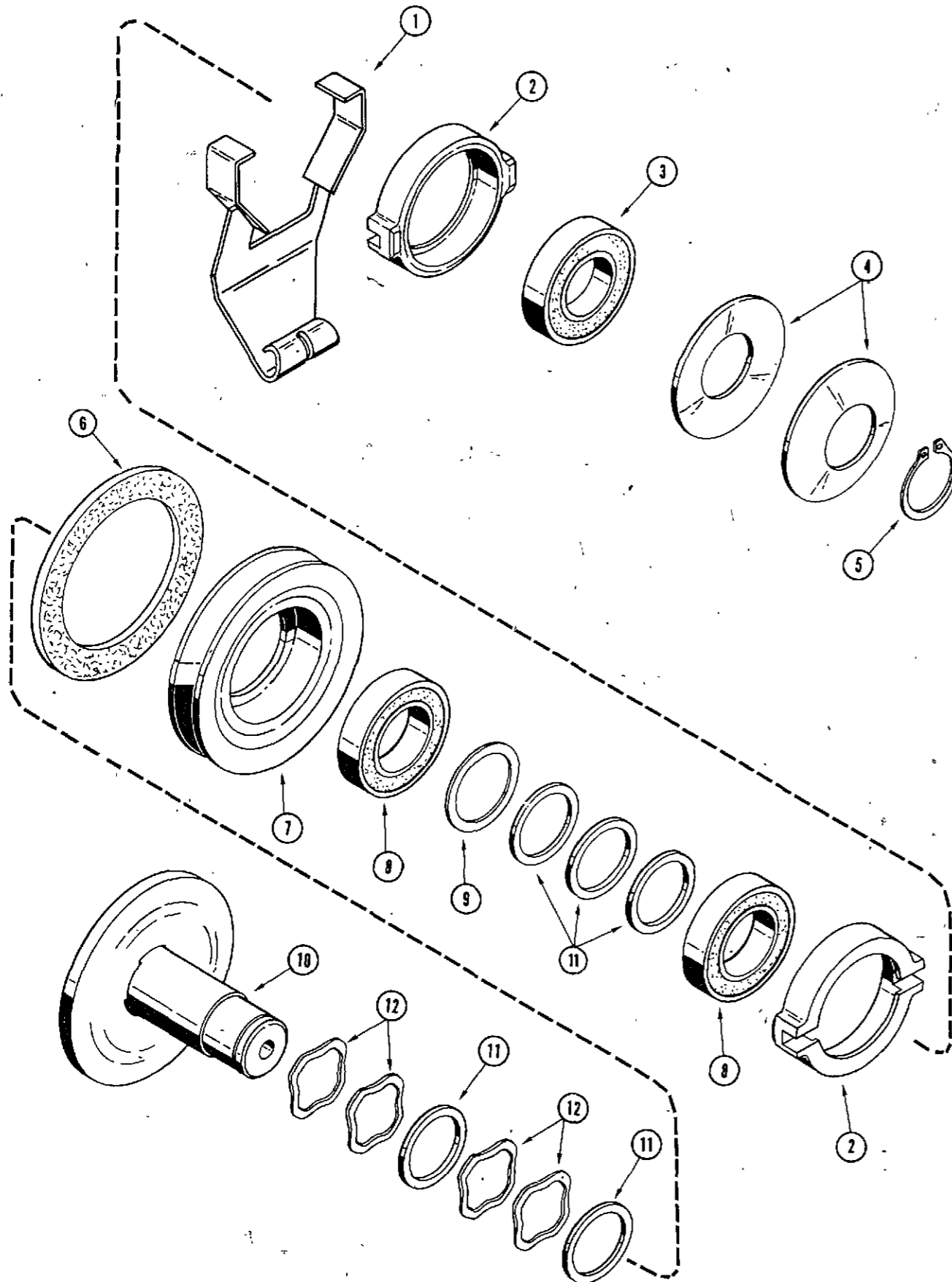


**C 15748 CLUTCH ASSEMBLY (PTO)**



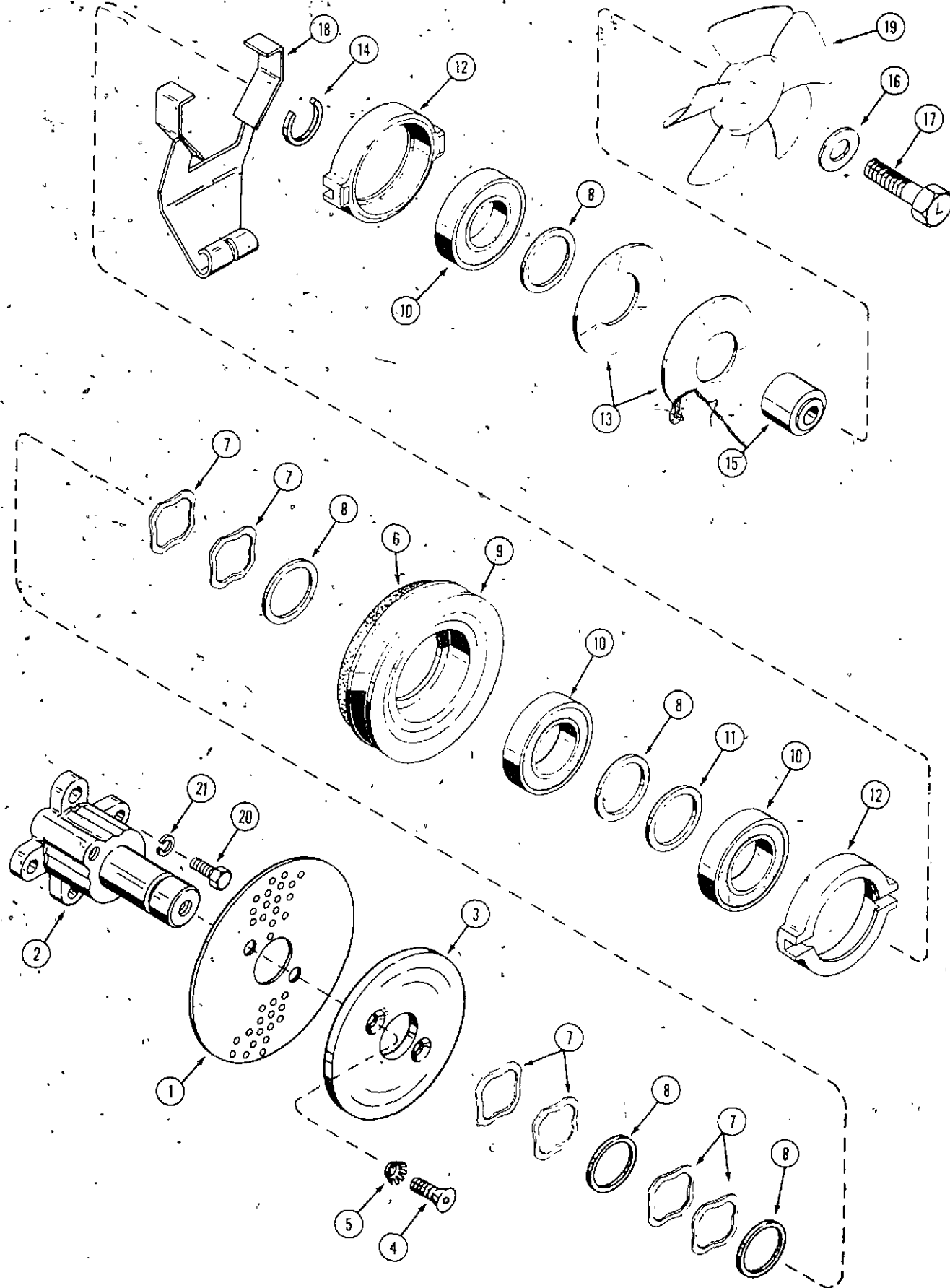
REF. PART NO.	DESCRIPTION	REQ'D
	NSS	
	CLUTCH ASSEMBLY - 220, 222 and 442 (use C24774 and C23506)	1
1	HUB	1
2	SCREEN	1
3	PLATE - clutch	1
4	SCREW	2
5	LOCKWASHER - 3/8" external tooth	2
6	KIT - friction disc	1
7	WASHER - spring 5/16"	4
8	WASHER - spacer .050"	UAR
9	PULLEY AND DISC ASSEMBLY - clutch	1
10	BEARING - cam and pulley	3
11	WASHER - spacer .010"	UAR
12	CAM (service with (2) C23033 cams and (1) C23506 arm)	2
13	SPRING - load	2
14	WASHER - spacer	1
15	SPACER - hub	1
16	WASHER - 3/8"	1
17	BOLT - 3/8" x 3-1/8" NC hex (L.H. thread)	1
18	ARM - engaging	1
19	KIT - fan	1
20	BOLT - 3/8" x 1-1/4" NC hex Z.P.	4
21	LOCKWASHER - 3/8"	4

**C 14152 PULLEY CLUTCH**



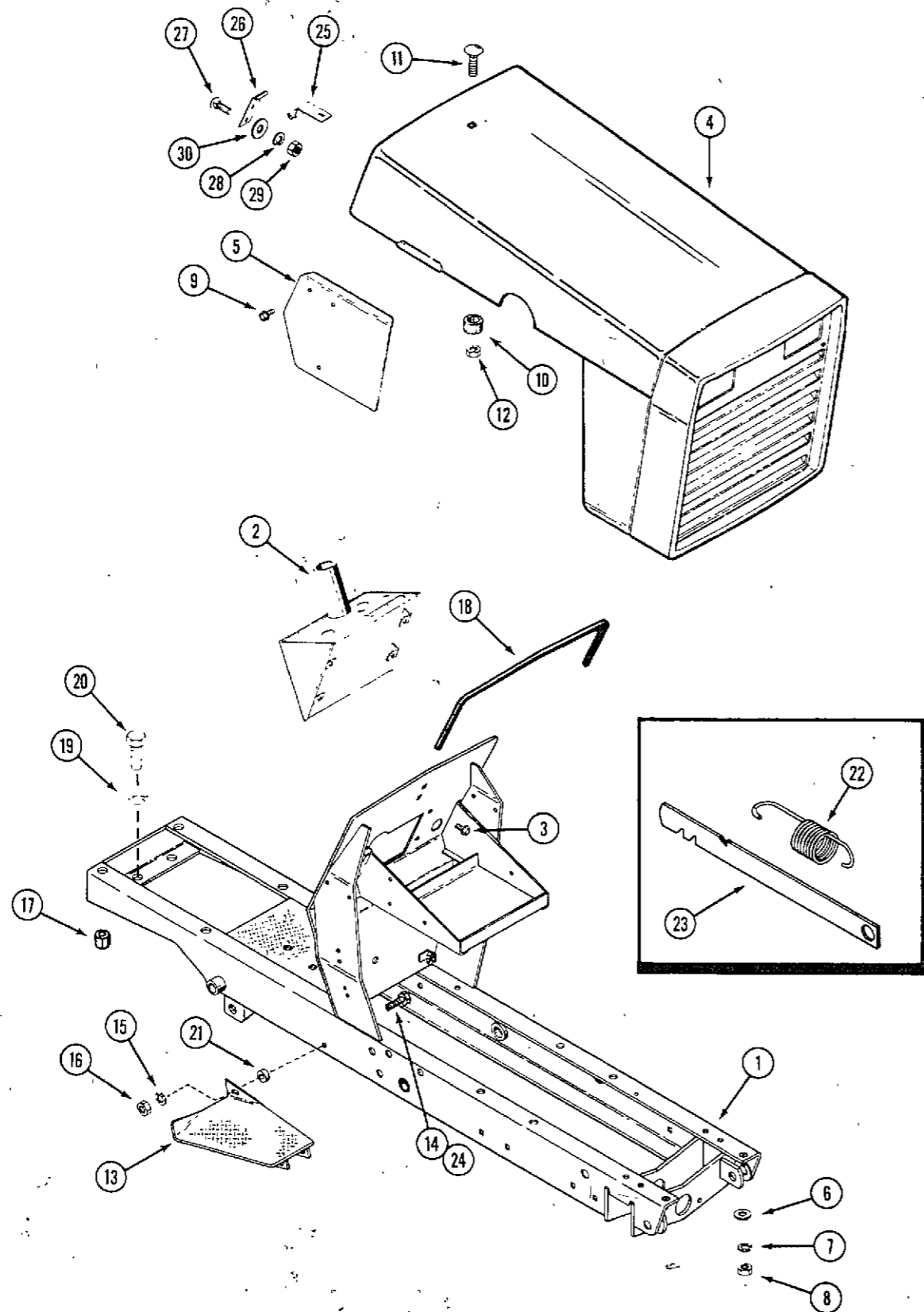
REF. PART NO.	DESCRIPTION	REQ'D
1 C 23506	YOKE ASSEMBLY - clutch arm	1
2 NSS	CAM (service with (2) C23033 cams and (1) C23506 arm)	2
3 C 23245	BEARING - cam	1
4 C 16786	SPRING - load	2
5 C 14297	RING-- retainer	1
6 C 23740	KIT - friction liner disc	1
7 C 14292	PULLEY	1
8 C 14294	BEARING - cam and pulley	2
9 C 14288	SPACER - .010"	UAR
10 C 14283	HUB AND PLATE ASSEMBLY	1
11 C 14290	SPACER - .050"	5
12 C 13077	WASHER - spring	4

**C19005 CLUTCH ASSEMBLY (PTO)**



REF. PART NO.	DESCRIPTION	REQ'D
1	NSS CLUTCH ASSEMBLY - less screen (use C24774, C23506)	1
2	C 15721 SCREEN - grass	1
3	C 18907 HUB - clutch	1
4	C 15718 PLATE - clutch	1
5	164- 41 BOLT - 5/16" x 1" NC flat head socket	2
6	193- 76 LOCKWASHER - 5/16" countersunk external tooth	2
7	C 23740 DISC - KIT - friction disc	1
8	C 15515 WASHER - spring	6
9	C 15557 WASHER - spacer .050"	5
10	C 22671 PULLEY AND DISC ASSEMBLY - clutch	1
11	C 23245 BEARING - cam and pulley	3
12	C 15556 WASHER - spacer .010"	1
13	NSS CAM - clutch (service with (2) C23033 cams and (1)C23506 arm)	2
14	C 16786 SPRING - clutch load	2
15	F 59014 RING - retaining	2
16	C 18908 SPACER - hub	1
17	O 2815N WASHER - fan 17/32"	1
18	C 18940 BOLT - 1/2" x 1-3/4" NC hex L.H. threads	1
19	C 23506 ARM - engaging	1
20	C 16616 FAN - cooling	1
21	113- 207 BOLT - 3/8" x 1" NC hex ZP	4
	192- 21 LOCKWASHER - 3/8"	4
	C 19472 KIT - clutch stub shaft (Includes items 2, 8, 11, 14, 15, 16, 17 and 19)	1

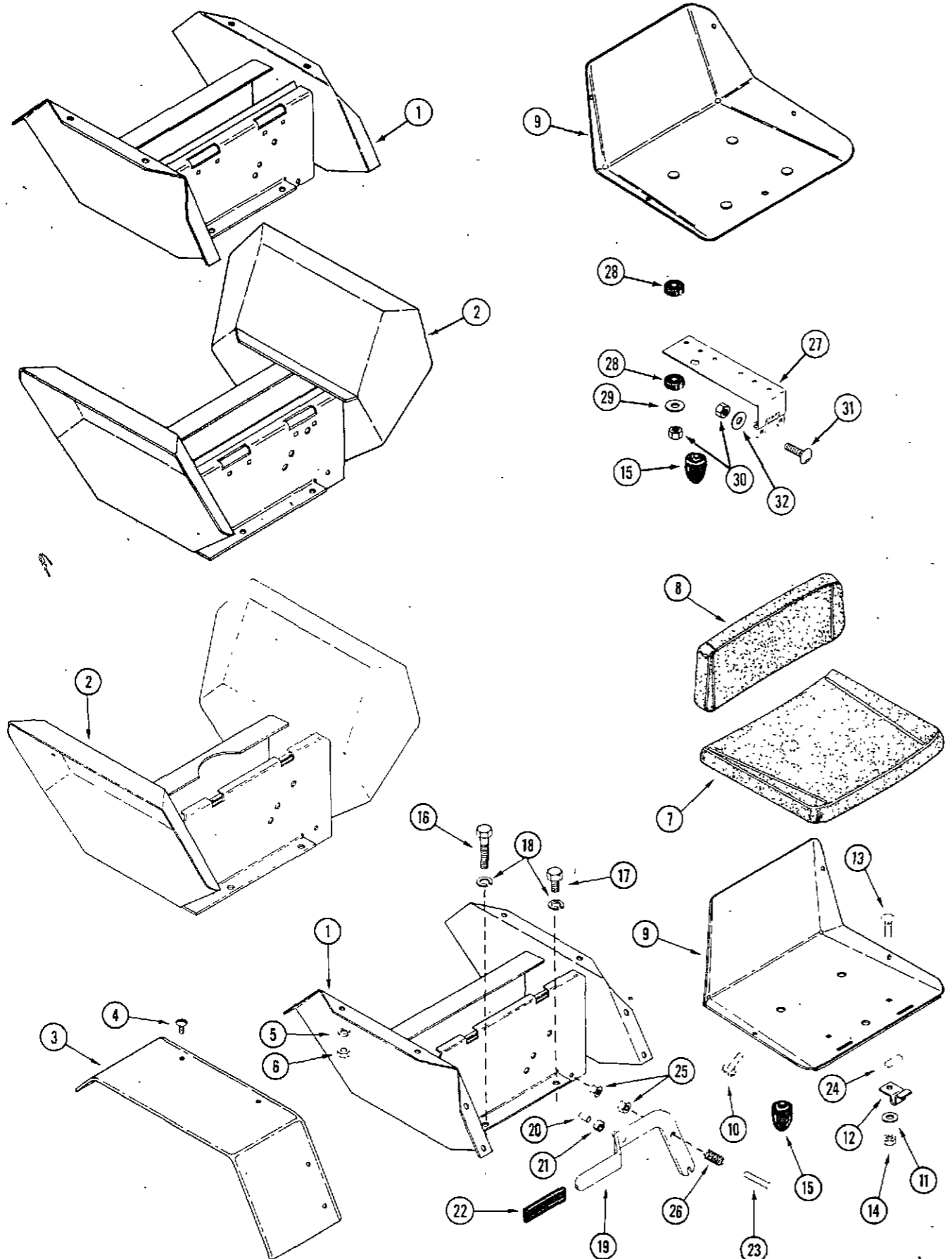
HOOD, FRAME AND GRILLE



REF. PART NO.	DESCRIPTION	REQ'D
1 C 16484	FRAME - main (220 and 222) (Includes items 22 & 23)	1
1 C 16485	FRAME - main (442) (Includes items 22 & 23)	1
2 C 14341	SUPPORT - steering	1
3 C 14326	SCREW - 1, 4" x 1/2" NC indented hex	4
4 C 14213	GRILLE AND HOOD ASSEMBLY	1
5 C 14209	PANEL - rear side R.H.	1
5 C 14210	PANEL - rear side L.H.	1
6 195- 520	WASHER - 1, 4" plain Z.P.	2
7 192- 19	LOCKWASHER - 1, 4" Z.P.	2
8 129- 101	NUT - 1, 4" NC hex	2
9 187- 1036	SCREW - 1, 4" x 1 2" self-tapping hex head	6
10 C 14500	SPACER - hood	1
11 111- 109	BOLT - 1, 4" x 1-1, 4" Rd. Hd. Square Neck	1
12 131- 71	NUT - 1, 4" NC hex	1
13 C 14589	PAD - foot L.H.	1
13 C 14590	PAD - foot R.H.	1
14 13- 514	BOLT - 5, 16" x 7, 8" NC hex	2
15 192- 20	LOCKWASHER - 5, 16"	2
16 129- 102	NUT - 5, 16" NC hex	2
17 C 14729	SPACER - rear frame (442)	2
17 C 14730	SPACER - rear frame (220 and 222)	2
18 C 18153	CHANNEL - instrument panel liner	1
19 192- 23	LOCKWASHER - 1 2"	4
20 113- 424	BOLT - 1/2" x 1" NC hex	4
21 C 14598	SPACER - foot pad R.H. (Used with Model F30 Hydraulic Lift Kit)	1
22 C 14944	SPRING - brake lock	1
23 C 16305	LEVER - brake lock	1
24 113- 104	BOLT - 5, 16" x 1-1/4" NC hex (used with F30 hyd. lift kit)	1
25 C 15183	SPRING - hood latch (used S/N 9641001 and after)	1
26 C 15184	LATCH - hood (used S/N 9641001 and after)	1
27 111- 1	BOLT - #10 x 1/2" NC rd. hd. Square Neck	2
28 192- 18	LOCKWASHER - #10	2
29 129- 17	NUT - #10 NC hex	2
30 195- 512	WASHER - 7/32" ZP	2

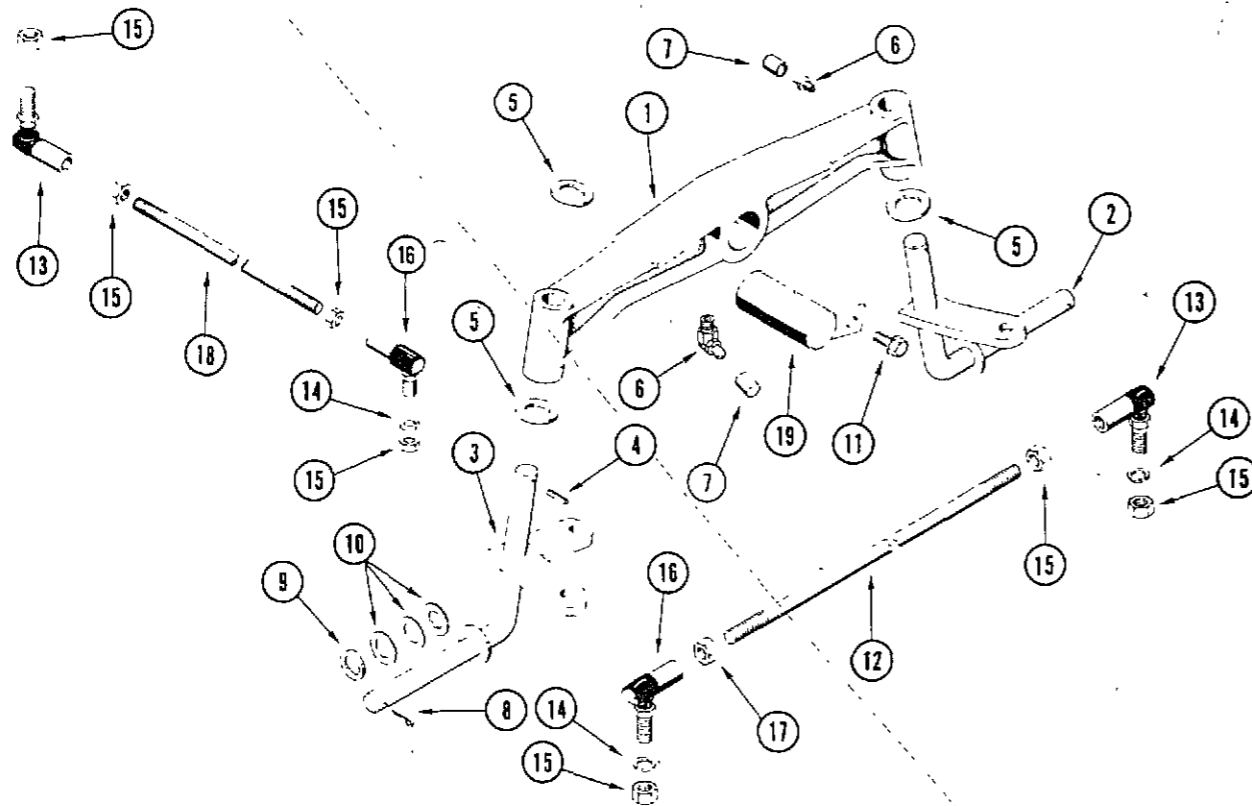


SEAT, FENDERS AND TOOL BOX



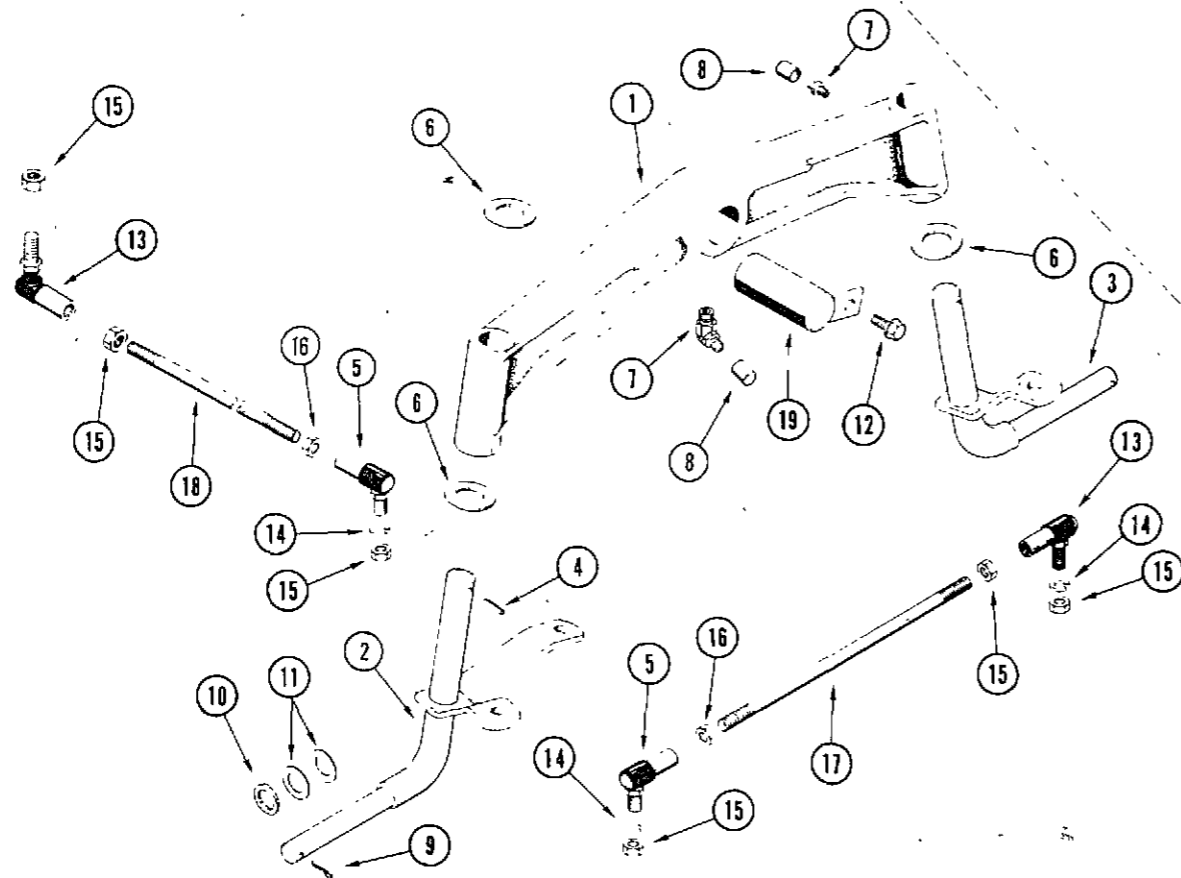
REF. PART NO.	DESCRIPTION	REQ'D
1 C 14250	SUPPORT - seat, 220 and 222 (used prior to S, N 9641001)	1
1 C 15447	SUPPORT - seat, 220 and 222 (used S, N 9641001 and after)	1
2 C 14513	SUPPORT - seat, 442 (used prior to S, N 9641001)	1
2 C 15448	SUPPORT - seat, 442 (used S, N 9641001 and after)	1
3 C 14126	FENDER - R.H.	1
3 C 14127	FENDER - L.H.	1
4 175- 400	SCREW - 1/4" x 1/2" truss head Z.P.	10
5 192- 19	LOCKWASHER - 1/4" Z.P.	10
6 129- 101	NUT - 1/4" NC hex Z.P.	10
C 13345	SEAT ASSEMBLY - (used prior to S, N 9641001)	1
C 15946	SEAT ASSEMBLY - (used S, N 9641001 and after)	1
7 C 16443	CUSHION - seat	1
8 C 11635	CUSHION - back	1
9 C 13373	PAN - seat (use with C13345 assembly)	1
9 C 15452	PAN - seat (use with C15946 assembly)	1
10 C 14900	SCREW - #10 x 3/8" spin-lok	5
11 195- 515	WASHER - 1/4" plain	2
12 C 13297	BRACKET - hinge (used prior to S, N 9641001)	2
13 111- 101	BOLT - 1/4" x 5, 8" rd. hd. square neck	2
14 131- 350	NUT - lock 1/4" NC hex	2
15 C 14534	BUMPER - seat	2
16 113- 441	BOLT - 1, 2" x 2-1/4" NC hex (442)	2
16 113- 447	BOLT - 1, 2" x 3-1/4" NC hex (220 & 222)	2
17 113- 424	BOLT - 1, 2" x 1" NC hex	2
18 192- 23	LOCKWASHER - 1, 2"	4
19 C 14258	LEVER - shift (used prior to 9641001)	1
19 C 15455	LEVER - shift (used S, N 9641001 and after)	1
20 353- 157	SLEEVE - lock pin	1
21 C 14517	SPACER - cushion	1
22 C 14728	GRIP - shift lever	1
23 C 15477	BOLT - 3/8" x 2-1/2" NC rd. hd. square neck	1
24 C 14645	SPACER - seat hinge (use with C13373 pan)	2
25 131- 178	NUT - lock 3/8" NC hex Z.P.	2
26 C 11942	SPRING - shift lever	1
27 C 15396	HINGE - seat R.H. (used S, N 9641001 and after)	1
27 C 16255	HINGE - seat L.H. (used S, N 9641001 and after)	1
28 C 15410	CUSHION - rubber	8
29 195- 2021	WASHER - 5/16" x 1-1/4" Z.P.	4
30 131- 176	NUT - lock 5/16" Z.P.	8
31 111- 202	BOLT - 5/16" x 3/4" NC rd. hd. square neck	4
32 195- 521	WASHER - 5/16" Z.P.	4

220 AND 222 FRONT AXLE



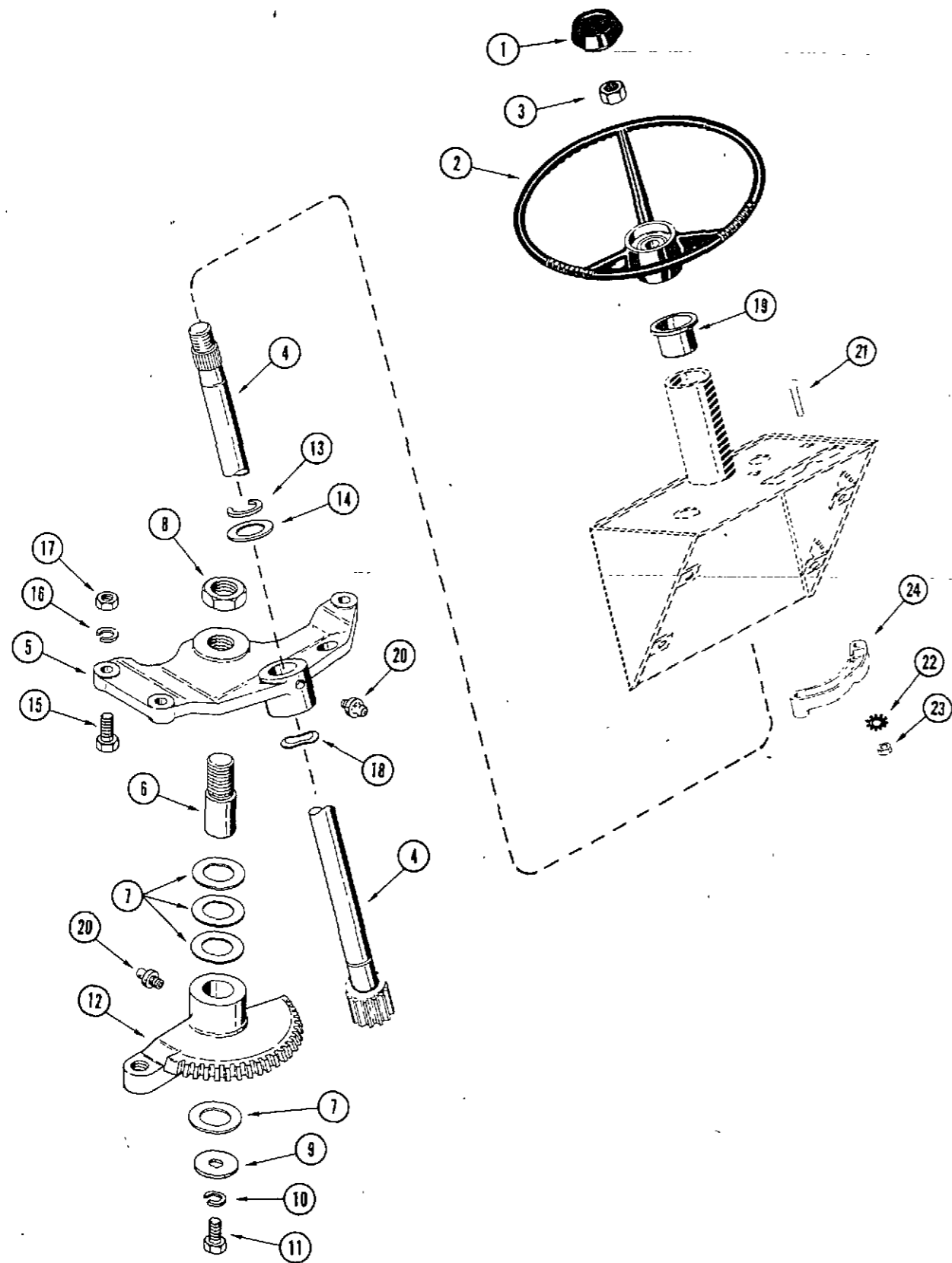
REF. PART NO.	DESCRIPTION	REQ'D
1 C 18812	AXLE - front	1
2 C 14128	SPINDLE - left hand	1
3 C 14131	SPINDLE - right hand	1
4 138- 99	PIN - roll	2
5 C 11906	WASHER - thrust	4
6 219- 404	FITTING - lube	3
7 C 13106	COVER - lube fitting	3
8 132- 311	PIN - cotter 5/32" x 1-1/4"	2
9 C 12975	WASHER - wheel spindle	2
10 A 30881	WASHER - wheel spacer	6
11 187- 1046	BOLT - 3/8" NC indented hex head	1
12 C 14334	TIE ROD	1
13 C 12102	BALL JOINT - 1/2" R.H. Thread	2
14 192- 23	LOCKWASHER - 1/2" Z.P.	3
15 129- 125	NUT - 1/2" NF hex R.H. Thread	6
16 C 13605	BALL JOINT - 1/2" L.H. Thread	2
17 129- 325	NUT - 1/2" NF hex L.H. Thread	2
18 C 14332	ROD - drag link	1
19 NSS	PIN - axle pivot (order (1) C22278 and (1) C22568)	1

442 FRONT AXLE



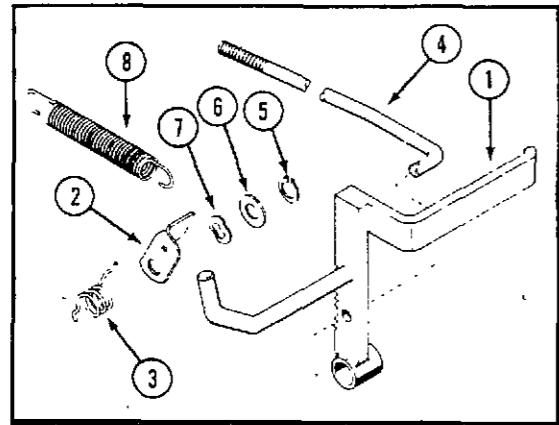
1 C 18813	AXLE - front	1
2 C 14317	SPINDLE - right hand	1
3 C 14318	SPINDLE - left hand	1
4 138- 99	PIN - roll	2
5 C 13605	BALL JOINT - 1/2" L.H. Thread	2
6 C 13716	WASHER - thrust	4
7 219- 404	FITTING - lube	3
8 C 13106	COVER - lube fitting	3
9 132- 311	PIN - cotter 5/32" x 1-1/4"	2
10 C 12975	WASHER - wheel spindle	2
11 A 30881	WASHER - wheel spacer	4
12 187- 1046	BOLT - 3/8" NC indented hex head	1
13 C 12102	BALL JOINT - 1/2" R.H. Thread	2
14 192- 23	LOCKWASHER - 1/2" Z.P.	3
15 129- 125	NUT - 1/2" NF hex R.H. Thread	6
16 129- 325	NUT - 1/2" NF hex L.H. Thread	2
17 C 14333	TIE ROD	1
18 C 14332	ROD - drag link	1
19 NSS	PIN - axle pivot (order (1) C22278 and (1) C22568)	1

STEERING GEAR

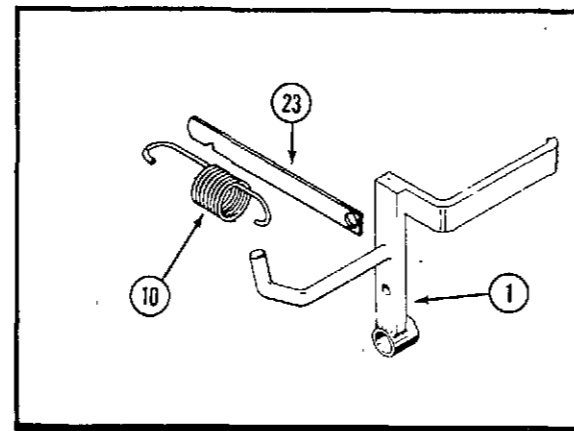


REF. PART NO.	DESCRIPTION	REQ'D
1 L 15282	CAP - steering wheel	1
2 A 70058	WHEEL - steering	1
3 25- 1510	NUT - jam 5/8"	1
4 C 14194	SHAFT - steering	1
5 C 18011	SUPPORT - steering gear	1
6 C 14200	PIN - pivot	1
7 C 14201	WASHER - shim	4
8 131- 1112	NUT - jam 3/4"	1
9 G 49048	WASHER	1
10 192- 20	LOCKWASHER - 5/16" Z.P.	1
11 113- 102	BOLT - 5/16" x 3/4" NC hex	1
12 C 14990	GEAR - steering	1
13 A 31220	RING - external retainer	1
14 A 30881	WASHER	1
15 113- 104	BOLT - 5/16" x 1-1/4" NC hex	3
16 192- 20	LOCKWASHER - 5/16"	3
17 129- 102	NUT - 5/16" NC hex	3
18 C 14343	WASHER - wavy	1
19 C 12126	BUSHING - flanged nylon	1
20 219- 404	FITTING - lube	2
21 111- 131	BOLT - 1/4" x 1-1/8" NC Rd. Hd. Sq. Nk.	2
22 193- 57	LOCKWASHER - 1/4" external tooth	2
23 129- 101	NUT - 1/4" NC hex Z.P.	2
24 NSS	SWITCH - neutral start (use C21993, C21988, C21989)	1

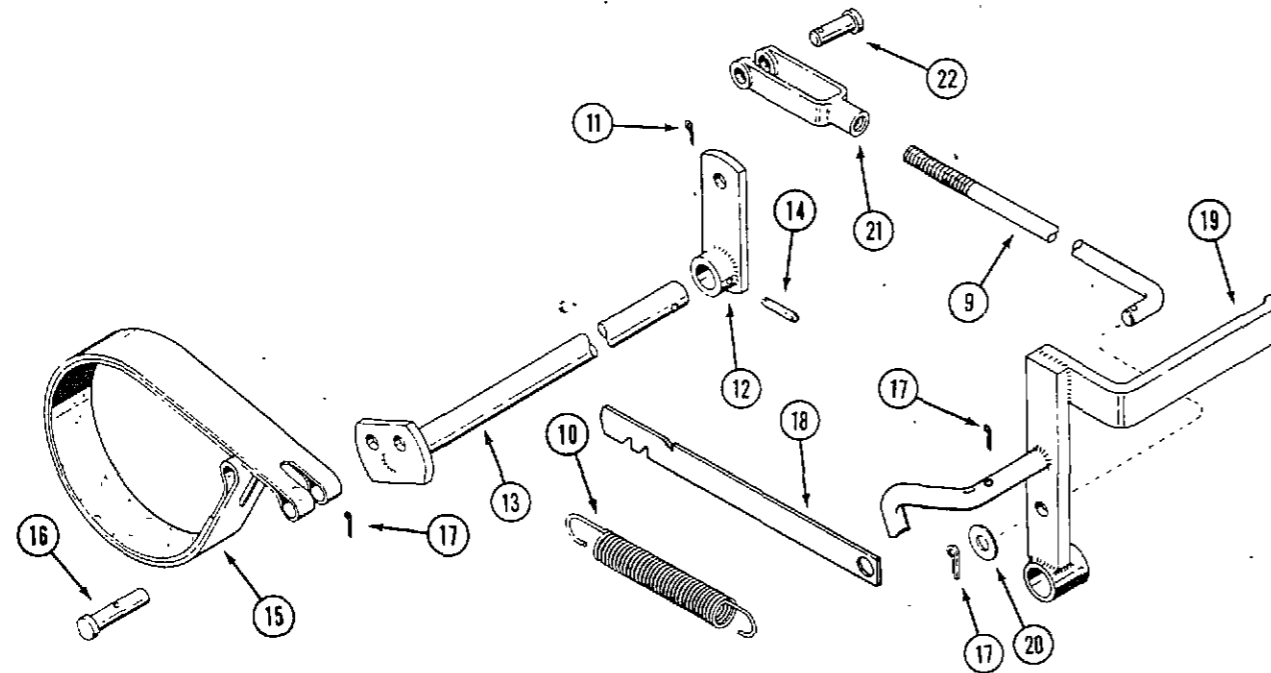
**BRAKE ASSEMBLY**



USED ON MODELS PRIOR TO S/N 9629606

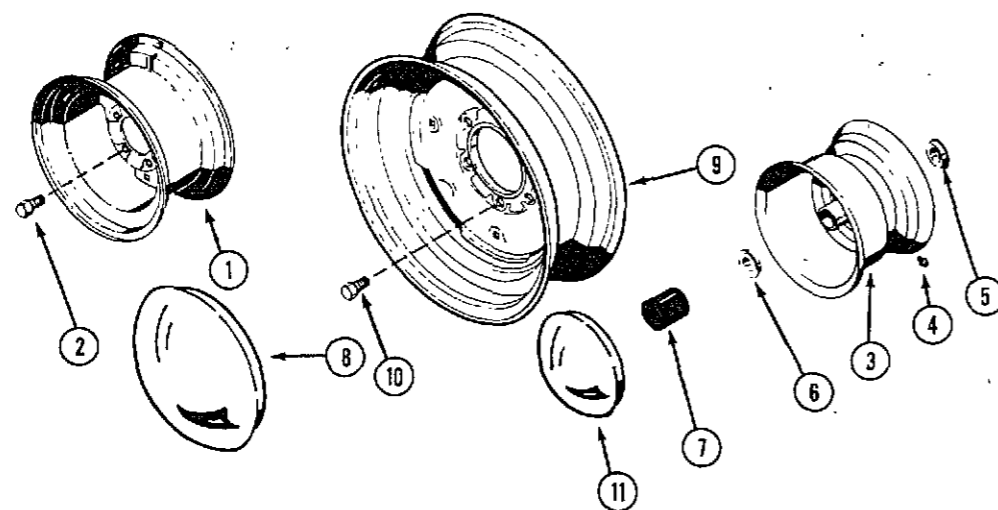


USED ON MODELS 9629606 TO 9641001



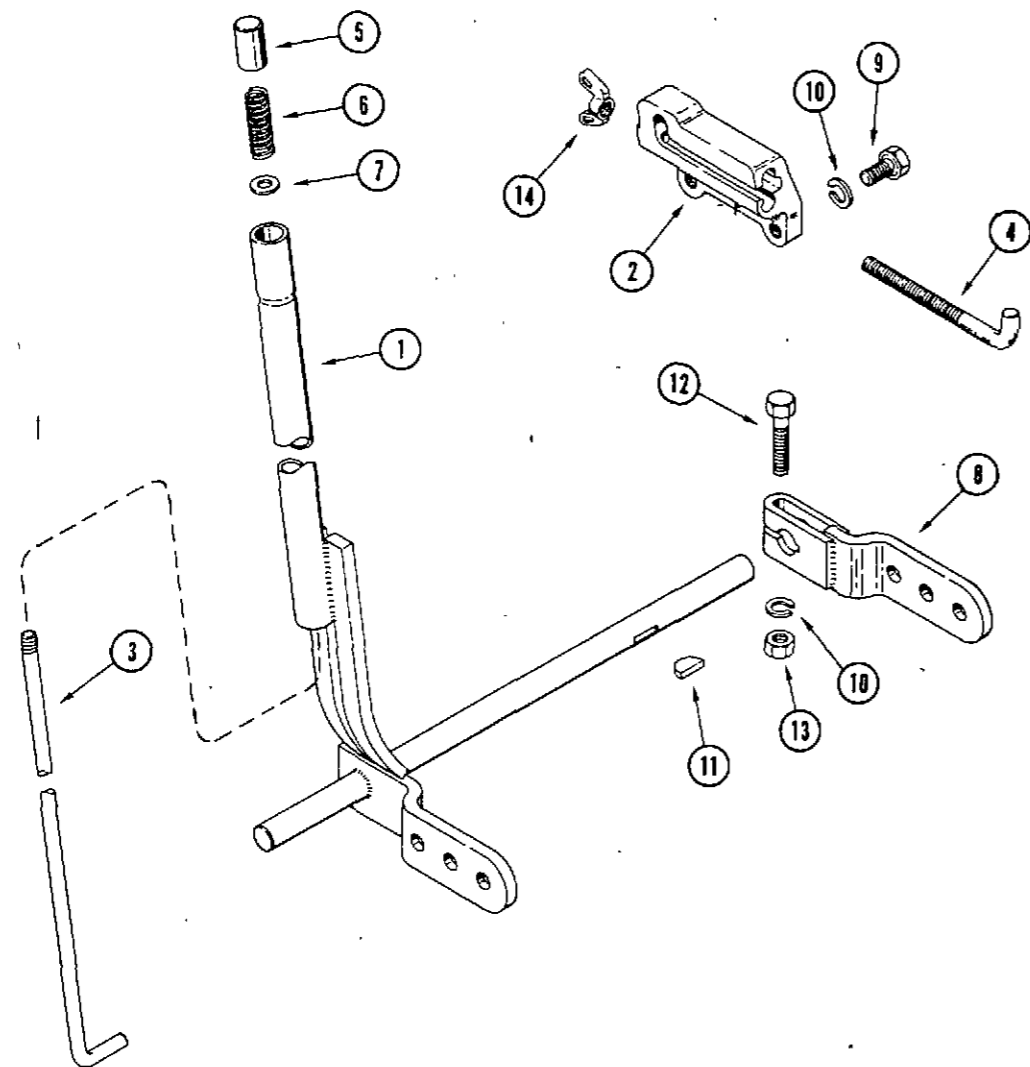
REF. PART NO.	DESCRIPTION	REQ'D
1 C 14950	PEDAL - brake (used S/N 9629606 to 9641001)	1
1 C 14268	PEDAL - brake (used prior to S/N 9629606)	1
2 C 12604	LOCK - brake	1
3 C 13357	SPRING - brake lock	1
4 C 14186	ROD - brake (220 and 222)	1
4 C 14916	ROD - brake (442)	1
5 A 11538	RETAINER - external	1
6 195- 533	WASHER - 1/2" Z.P.	1
7 C 12115	WASHER - 1/2" wavy	1
8 C 12612	SPRING - brake pedal	1
9 C 14945	ROD - brake (442)	1
9 C 14946	ROD - brake (220 and 222)	1
10 C 14944	SPRING - brake pedal	1
11 132- 321	PIN - cotter 3/32" x 1"	1
12 C 13863	ARM - brake	1
13 C 13866	SHAFT - brake	1
14 138- 96	PIN - spirol 3/16" x 1"	1
15 C 14187	BAND - brake	1
16 C 13526	PIN - clevis	3
17 132- 310	PIN - cotter 1/8" x 1"	3
18 C 16305	LEVER - brake lock (used S/N 9641001 and after)	1
19 C 15632	PEDAL - brake (used 9641001 and after)	1
20 195- 104	WASHER - 7/16" Z.P.	1
21 213- 4	CLEVIS - 3/8"	1
22 141- 4	PIN - clevis	1
23 C 14942	LEVER - brake lock (used prior to S/N 9641001)	1

**FRONT AND REAR WHEELS**



REF. PART NO.	DESCRIPTION	220 & 222	442
1 C 24435	WHEEL - rear, 5 bolt	2	
2 C 10314	BOLT - rear wheel	10	
3 C 24433	WHEEL - front	2	2
4 219- 403	FITTING - hubs	2	2
5 C 12110	BEARING - front wheel (inner)	2	2
6 C 12111	BEARING - front wheel (outer)	2	2
7 C 12370	CAP - plastic, front wheel	2	2
8 A 70185	CAP - hub rear wheel (optional)	2	
9 C 24438	WHEEL - rear, 6 bolt		2
10 A 30064	BOLT - rear wheel		12
11 A 70062	CAP - hub front wheel (optional)	2	2

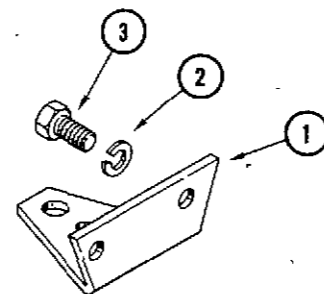
IMPLEMENT LIFT



REF. PART NO.	DESCRIPTION	REQ'D
1 C 14524	LEVER - implement lift	1
2 C 13289	PAD - lift lever	1
3 C 14526	ROD - lift lever	1
4 C 12280	ROD - depth adjust	1
5 C 14525	BUTTON - thumb	1
6 C 14530	WASHER - spring support	1
7 C 10482	SPRING - compression	1
8 C 14528	LEVER - pivot	1
9 113- 206	BOLT - 3/8" x 3/4" NC. hex Z.P.	2
10 192- 21	LOCKWASHER - 3/8" Z.P.	3
11 126- 119	KEY - Woodruff	1
12 113- 219	BOLT - 3/8" x 2" NC hex Z.P.	1
13 129- 103	NUT - 3/8" NC hex Z.P.	1
14 129- 601	NUT - wing 3/8" Nylock, Z.P.	1

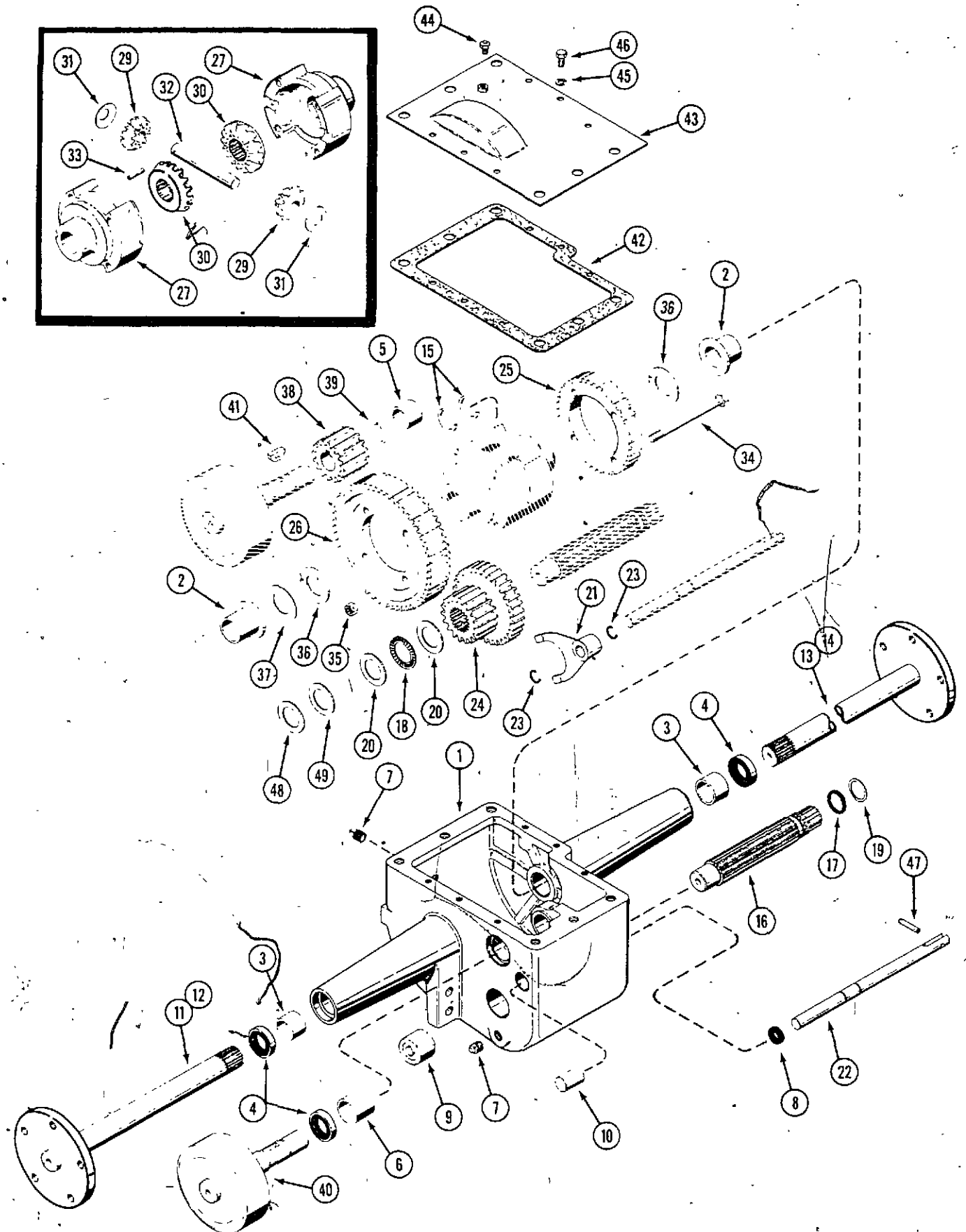
DRAWBAR AND TOW HITCH

1 C 13360	DRAWBAR	1
2 192- 23	LOCKWASHER - 1/2" Z.P.	2
3 113- 424	BOLT - 1/2" x 1" NC hex Z.P.	2



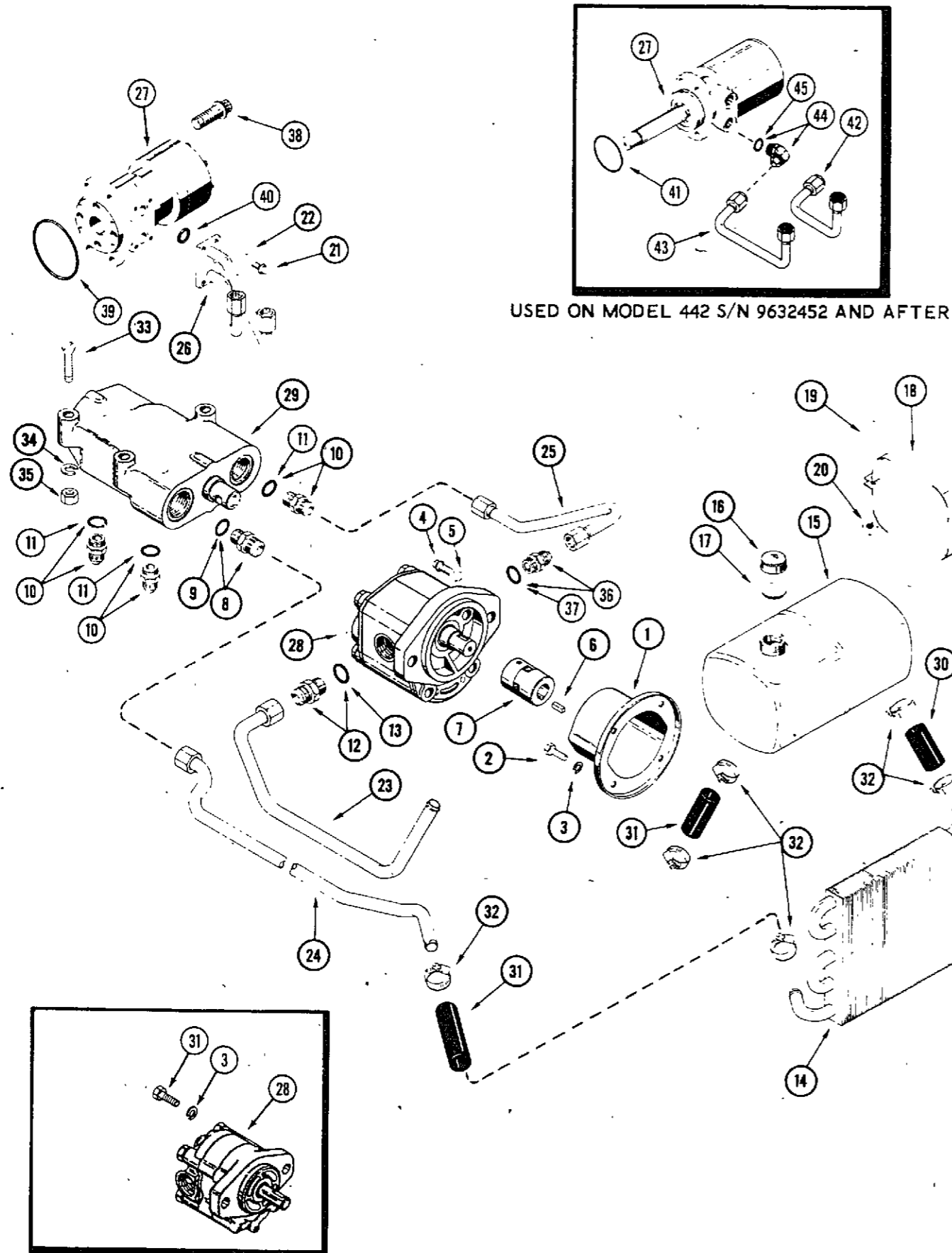
MOUNTING POSITION FOR 220 AND 222 TRACTORS

TRANSMISSION AND FINAL DRIVE



REF. PART NO.	DESCRIPTION	REQ'D
1	NSS CASE - transmission (use C24843, C24802) includes bearings	1
2	C 12713 BEARING - flange	2
3	C 16744 BEARING - sleeve	2
4	D 31945 SEAL - axle	3
5	C 13241 BEARING - sleeve	1
6	C 13385 BEARING - sleeve	1
7	221- 4 PLUG - filler and drain 1/2"	2
8	C 13266 SEAL - shift rod	1
9	C 13211 BEARING - roller, input shaft	1
10	C 12723 CAP - shift rod	1
11	C 16699 SHAFT - axle, short R.H. (220 and 222)	1
12	C 22638 SHAFT - axle, short R.H. (442)	1
13	C 16700 SHAFT - axle, long L.H. (220 and 222)	1
14	C 22637 SHAFT - axle, long L.H. (442)	1
15	B 52144 RING - retainer, axle	2
16	C 12554 SHAFT - transmission input (220 & 222; also 442 prior to S/N 9632452)	1
17	C 14199 RING - input shaft seal (220 & 222; also 442 prior to S/N 9632452)	1
18	T 36441 BEARING - thrust	1
19	C 14656 RING - back up (220 & 222; also 442 prior to S/N 9632452)	1
20	C 13212 RACE - thrust bearing	2
21	C 12725 FORK - shift	1
22	C 14519 ROD - gear shift	1
23	C 14168 RING - retaining	2
24	C 14644 GEAR - cluster input (442 S/N 9632452 and after)	1
25	C 12553 GEAR - cluster input (220 & 222; also 442 prior to S/N 9632452)	1
26	C 12551 GEAR - high 41 tooth	1
27	C 12552 GEAR - low 55 tooth	1
29	C 16295 KIT - diff. case (includes Ref. 34 and 35)	1
30	C 24192 KIT - pinion and side gear	1
31	NSS GEAR - differential pinion	2
32	NSS GEAR - differential	2
33	C 12559 WASHER - pinion thrust	2
34	C 12560 PIN - differential cross	1
35	R 17820 PIN - differential cross lock	1
36	28- 680 SCREW - 3/8" x 4-3/4" NC hex cap	4
37	131- 1232 NUT - lock 3/8" NC hex	4
38	C 12718 WASHER - differential	2
39	C 14223 WASHER - spacer	UAR
40	C 12965 GEAR - brake idler	1
41	C 14222 RING - retainer, brake idler	1
42	C 13261 BRAKE DRUM	1
43	126- 128 KEY - Woodruff, brake idler	1
44	C 13196 GASKET - transmission cover	1
45	C 13197 COVER - transmission	1
46	A 50096 BREATHER - transmission	1
47	192- 19 LOCKWASHER - 1/4"	6
48	113- 1 BOLT - 1/4" x 1/2" NC hex	6
49	138- 2043 PIN - Spirol 1/4" x 11/16"	1
	C 14844 WASHER - Special, thrust .030" hardened	UAR
	C 14919 WASHER - special, shim .015"	UAR

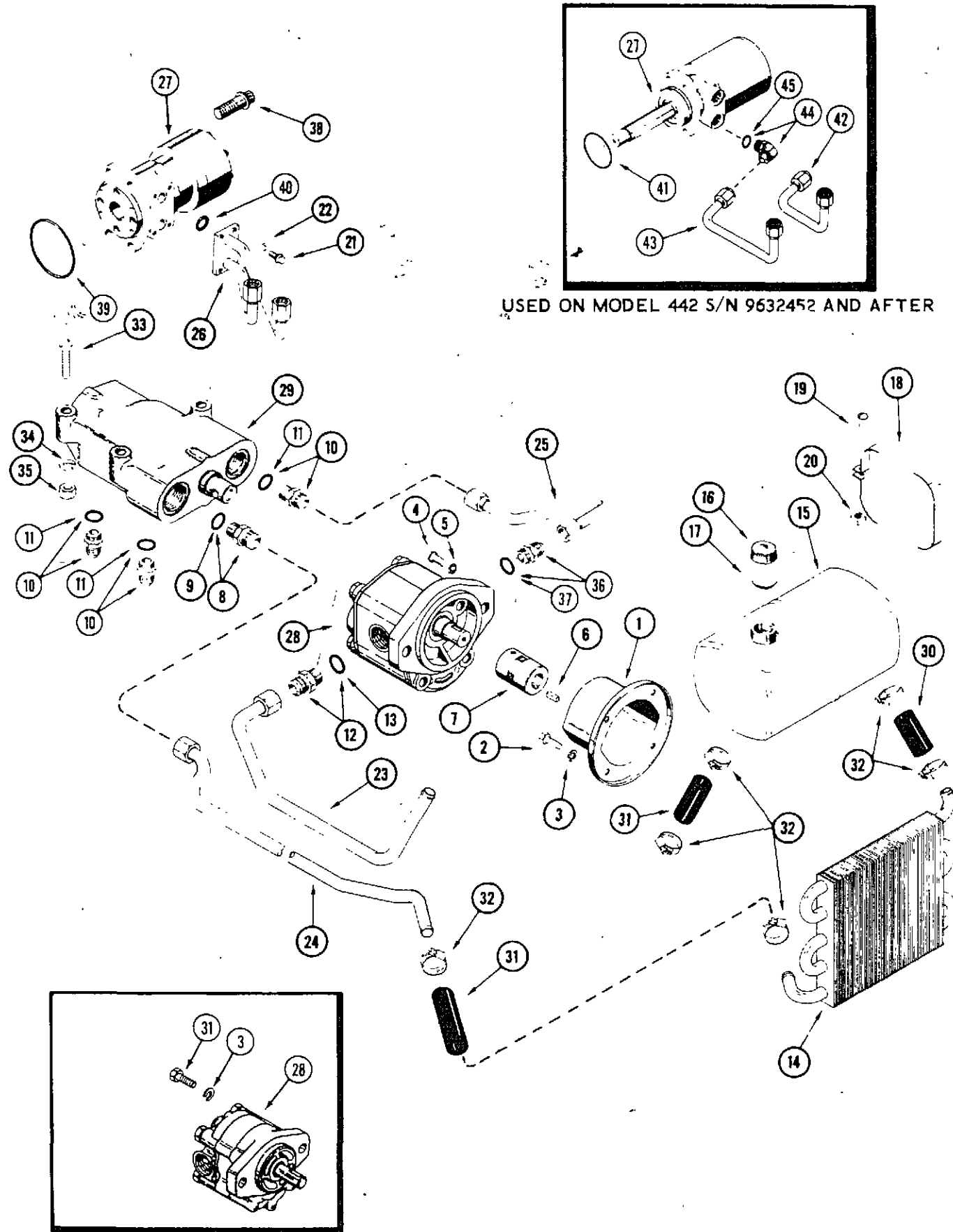
HYDRAULIC SYSTEM



USED ON MODEL 442 S/N 9632452 AND AFTER

REF. PART NO.	DESCRIPTION	REQ'D
1 A 70109	SUPPORT - pump mtg. (use with C14243 & C14244 pumps).....	1
1 C 15335	SUPPORT - pump mtg. (use with C15481 pump) .....	1
2 113- 207	BOLT - 3/8" x 1" NC hex Z.P. ....	4
2 114- 200	BOLT - 3/8" x 1" NF hex Z.P. ....	2
3 192- 21	LOCKWASHER - 3/8" Z.P. ....	6
4 166- 561	BOLT - 7/16" x 1" NF ferry cap Z.P. ....	2
5 193- 31	LOCKWASHER - 7/16" internal tooth.....	2
6 W 5063-S	KEY - square 1/4" x 3/4" .....	1
7 A 70111	COUPLING - use with C14243 and C14244 pumps).....	1
7 C 15726	COUPLING - use with C15481 pump (repairs page 51).....	1
8 218- 5065	FITTING - hyd. 3/4" T x 7/8" "O" ring.....	1
9 218- 5007	"O" RING - 5/8" .....	2
10 218- 5066	FITTING - hyd. (for valves with 3/4" "O" ring motor ports .....	3
10 218- 5062	FITTING - hyd. (for valves with 7/8" "O" ring motor ports .....	3
11 218- 5006	"O" RING - 1/2" (for 218-5066 fittings) .....	3
11 218- 5007	"O" RING - 5/8" (for 218-5062 fittings) .....	3
12 218- 5064	FITTING - pump suction 3/4" T x 1-1/16" "O" ring .....	1
12 C 17236	FITTING - pump suction (use with C15481 pump) .....	1
13 218- 5008	"O" RING - 3/4" (for 218-5064 fitting).....	1
14 C 14195	EXCHANGER - heat .....	1
15 C 16101	RESERVOIR - heat .....	1
16 C 11529	CAP - reservoir with insert .....	1
17 C 11545	INSERT - reservoir cap:ap .....	1
18 A 70100	STRAP - reservoir mounting .....	2
19 173- 215	SCREW - 1/4" x 1-1/4" NC rd. hd. machine Z.P.....	2
20 129- 504	NUT - 1/4" NC square Z.P. ....	2
21 166- 24	BOLT - 5/16" x 3/4" NC ferry cap .....	4
22 193- 29	LOCKWASHER - 5/16" internal tooth .....	4
23 C 14247	TUBE - pump to reservoir (use with C14243 & C14244 pumps) ...	1
23 C 15478	TUBE - pump to reservoir (use with C15481 pump) .....	1
24 C 14248	TUBE - valve to exchanger (use with C14243 & C14244 pumps) ...	1
24 C 15451	TUBE - valve to exchanger (use with C15481 pump).....	1
25 C 14249	TUBE - pump to valve (use with C14243 & C14244 pumps) .....	1
25 C 15479	TUBE - pump to valve (use with C15481 pump) .....	1
26 C 14180	MANIFOLD - 220 and 222 tractors .....	1
26 C 14615	MANIFOLD - 442 (used prior to S/N 9632452).....	1
27 C 13047	MOTOR - hyd. 220 and 222 (repairs page 53).....	1
27 C 13498	MOTOR - hyd. 442 (used prior to S/N 9632452) repairs page 53 ..	1
27 C 14655	MOTOR - hyd. 442 (used S/N 9641001 and after) .....	1
28 C 14243	PUMP - hyd. 442 (used prior to S/N 9632452) repairs page 49) ...	1
28 C 14244	PUMP - hyd. 220 & 222; also 442 S/N 9632452 to 9641001 (Repairs page 49).....	1
28 C 15481	PUMP - hyd. 220, 222 & 442 S/N 9641001 and after (Repairs page 51).....	1
29 NSS	VALVE - control 220, 222; also 442 prior to S/N 9632452, order C14172 valve and three of item 10 - 218-5062 (Repairs page 47).....	1
29 NSS	VALVE - control 442 S/N 9362452 and after, order C14613 valve and three of item 10 - 218-5062 (Repairs page 47).....	1
30 C 14245	HOSE - 3" .....	1
31 114- 200	BOLT - 3/8" x N.F. hex Z.P. ....	2

HYDRAULIC SYSTEM

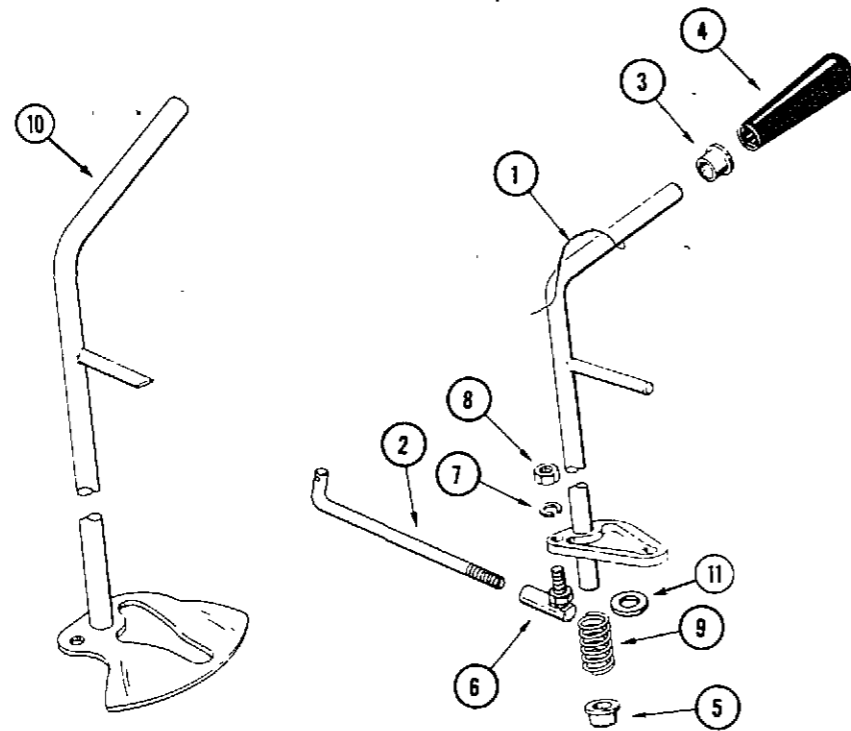


USED ON MODEL 442 S/N 9632452 AND AFTER

REF. PART NO.	DESCRIPTION	REQ'D
31	C 14619 HOSE - 4"	1
32	214- 253 CLAMP - hose 1-1/4"	6
33	73- 528 SCREW - 5/16" x 1-3/4" NC flat head	3
34	192- 20 LOCKWASHER - 5/16"	3
35	129- 102 NUT - 5/16" NC hex	3
36	218- 5062 FITTING - hyd. 5/8" T x 7, 8" "O" ring (use with C14243 & C14244 pump)	1
36	218- 5066 FITTING - hyd. 5/8" T x 3, 4" "O" ring (use with C15481 pump)	1
37	218- 5007 "O" RING - 5/8" (for 218-5062 fitting)	1
37	218- 5006 "O" RING - 1/2" (for 218-5066 fitting)	1
38	166- 86 SCREW - 1/2" x 1-1/8" NC 12 point	4
39	A 32190 SEAL - hyd. motor to transmission case	1
40	A 27410 "O" RING - manifold to hydraulic motor	2
41	A 30095 SEAL - hydraulic motor to transmission case	1
42	C 14653 TUBE - short valve to upper motor port	1
43	C 14654 TUBE - long valve to lower motor port	1
44	218- 5107 FITTING - elbow 90° (includes "O" ring)	2
45	218- 5007 "O" RING - 5/8"	2

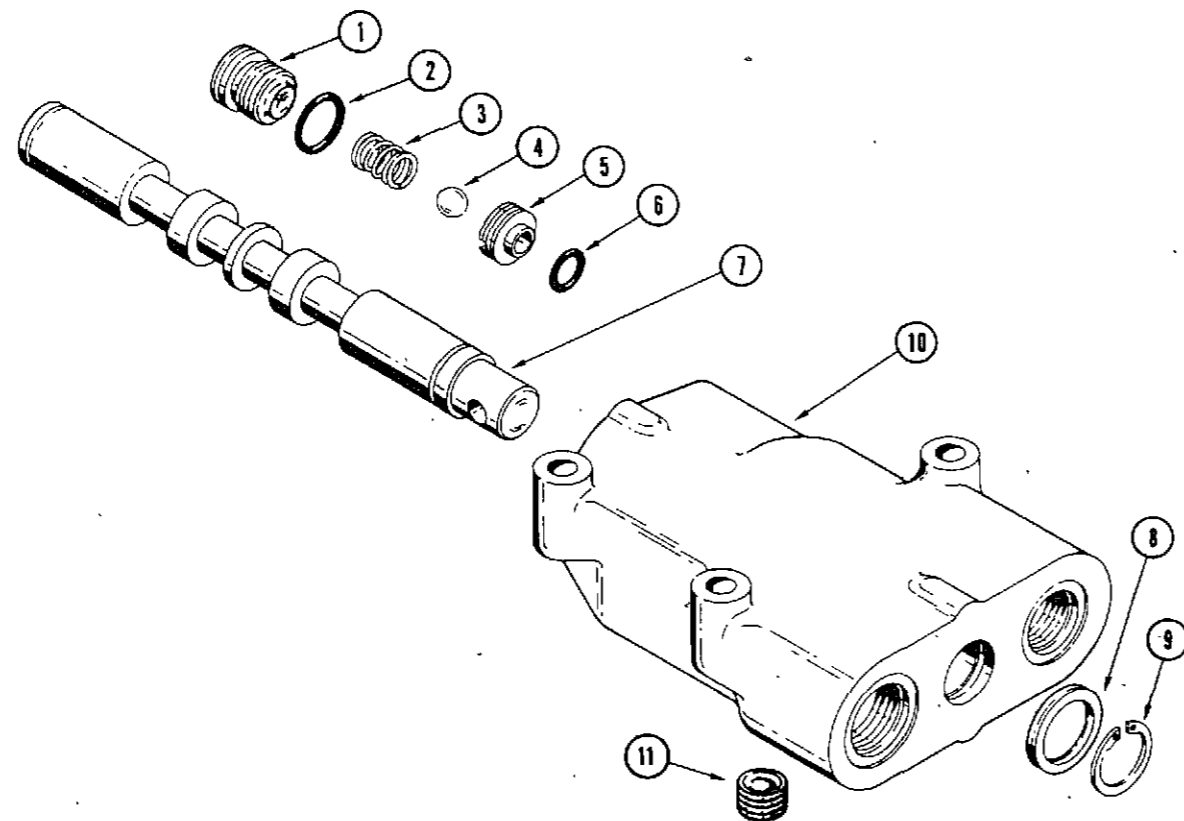


**SPEED CONTROL**



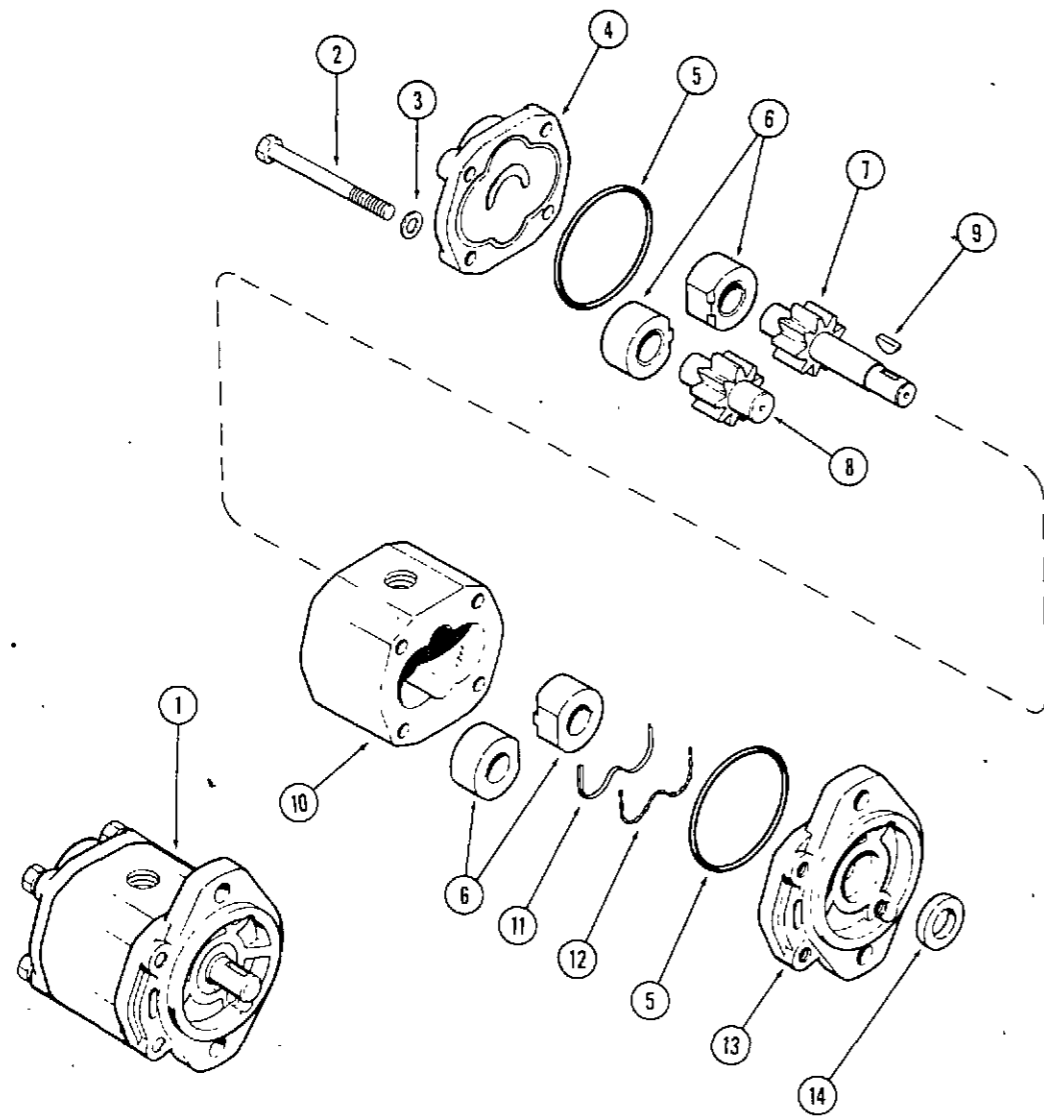
REF. PART NO.	DESCRIPTION	REQ'D
1 C 14278	LEVER - speed control (used on models prior to S, N 9641001)	1
2 C 16297	ROD - speed control	1
3 C 12093	BUSHING - flip lock	1
4 A 37247	KNOB - speed control	1
5 C 12127	BUSHING - nylon	1
6 C 12168	JOINT - ball	1
7 192- 20	LOCKWASHER - 5 16" Z.P.	1
8 129- 102	NUT - 5 16" NC hex Z.P.	1
9 C 11942	SPRING - compression	1
10 C 15633	LEVER - speed control (used on models S N 9641001 and after)	1
11 195- 533	WASHER - 1 2"	1

**HYDRAULIC CONTROL VALVE**



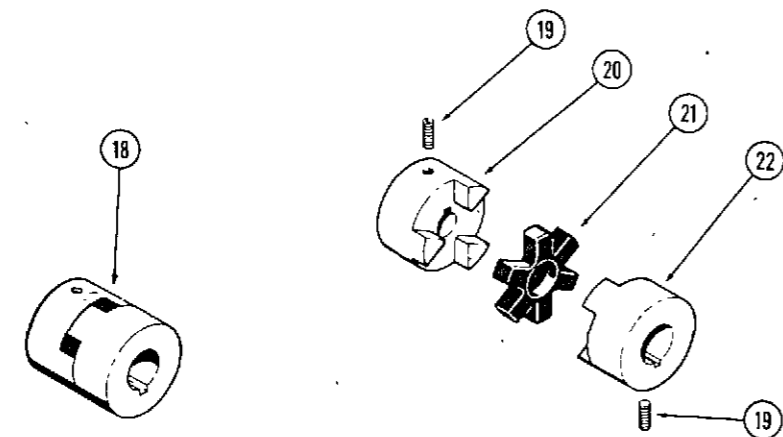
C 14172	VALVE - control (220 and 222; also 442 prior to S N 9632452)	1
C 14613	VALVE - control (442; S, N 9632452 and after)	1
1 C 13512	PLUG - adjusting	1
2 C 16905	SEAL - "O" ring	1
3 C 13515	SPRING - relief	1
4 211- 10	BALL - steel 11, 32"	1
5 C 13510	SEAT - ball	1
6 A 27891	SEAL - "O" ring	1
7 NSS	SPOOL (Order C14172 or C14613 valve)	1
8 C 13514	SEAL - quad ring	2
9 C 13513	RING - retainer	2
10 NSS	BODY - valve (Order C14172 or C14613 valve)	1
11 221- 12	PLUG - 1 4" NPT	1

HYDRAULIC PUMP



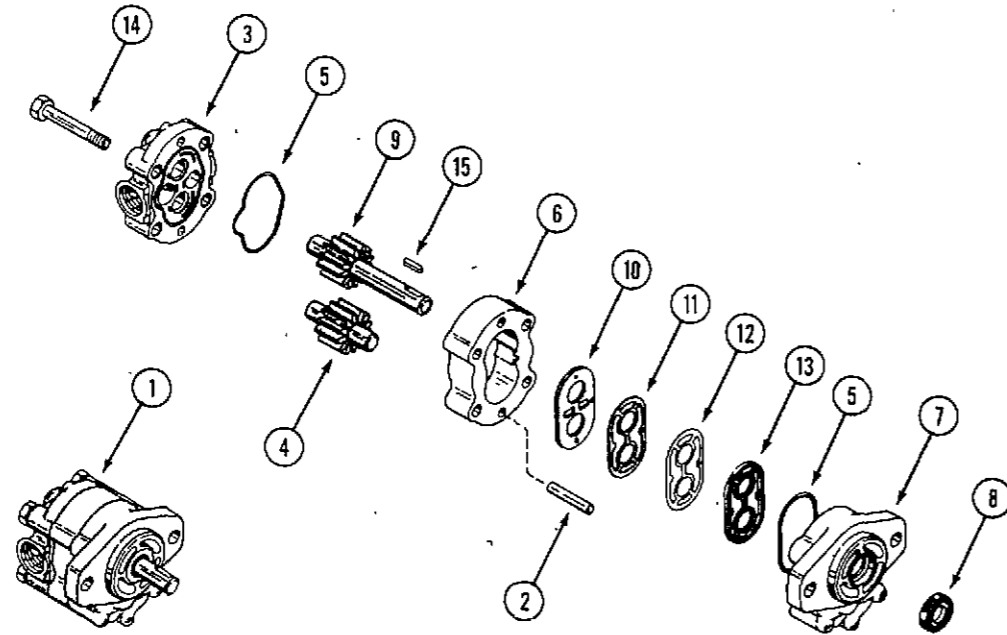
REF. PART NO.	DESCRIPTION	REQ'D
1 C 14244	PUMP - hydraulic (220 and 222; also 442 S. N 9632452 to 9641001)	1
1 C 14243	PUMP - hydraulic (442 prior to S. N 9632452)	1
2 13- 652	BOLT - 3/8" x 3-1/4" NC hex head (C14243 pump)	4
2 13- 650	BOLT - 3/8" x 3-1/8" NC hex (C14244 pump)	1
3 92- 6	WASHER - special	4
4 C 11644	COVER - rear, pump body	1
5 C 14923	SEAL - pump cover	2
6 A 35956	BEARING - pump gear	4
7 C 11642	GEAR - pump drive (For C14244 pump on Models 220 and 222)	1
7 A 72005	GEAR - pump drive (For C14243 pump on Model 442)	1
8 C 11643	GEAR - pump driven (For C14244 pump on Models 220 and 222)	1
8 A 72004	GEAR - pump driven (For C14243 pump on Model 442)	1
9 126- 12	KEY - Woodruff #6	1
10 NSS	BODY - pump (Order C14243 or C14244)	1
11 A 72001	GASKET - brass, front cover	1
12 A 72002	SPACER - gasket, front cover	1
13 A 72007	COVER - front pump body	1
14 A 50421	SEAL - pump shaft	1

PUMP DRIVE COUPLING



18 A 70111	COUPLING - pump drive (use with C14243 or C14244 pumps)	1
19 83- 55	SCREW - 5/16" x 5/16" NC socket head set	2
20 NSS	HUB - half, 5/8" diameter bore (Order A70111)	1
21 A 70112	SPIDER - coupling	1
22 NSS	HUB - half, 1" diameter bore (Order A70111)	1

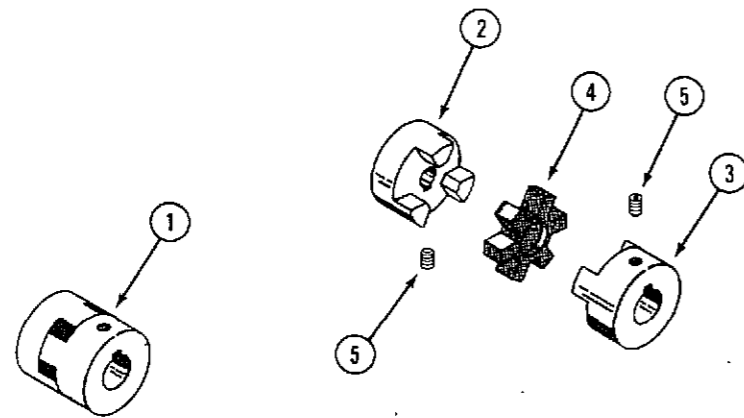
**HYDRAULIC PUMP**



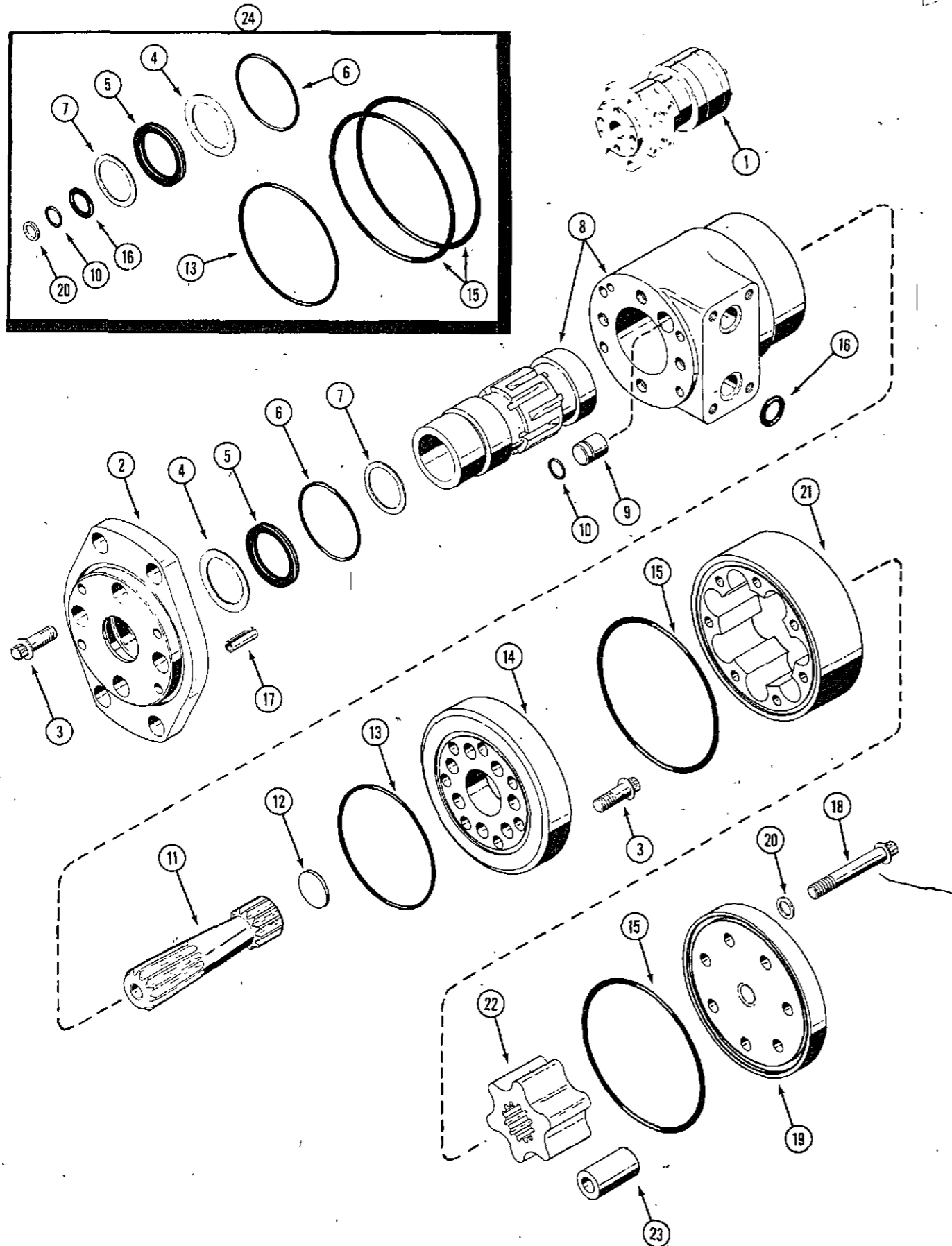
REF. PART NO.	DESCRIPTION	REQ'D
1 C 15481	PUMP - hydraulic (used S/N 9641001 and after) . . . . .	1
2 F 53109	PIN - dowel . . . . .	2
3 C 15730	COVER - rear . . . . .	1
4 C 15731	GEAR ASSEMBLY - driven . . . . .	1
5 C 15732	"O" RING . . . . .	2
6 C 15733	BODY - pump . . . . .	1
7 C 15734	COVER - front . . . . .	1
8 C 15735	SEAL - rotary . . . . .	1
9 C 18384	GEAR ASSEMBLY - drive . . . . .	1
10 C 15737	PLATE - wear . . . . .	1
11 C 15738	SHIELD - heat . . . . .	1
12 C 15739	GASKET . . . . .	1
13 C 15740	SEAL . . . . .	1
14 13- 540	BOLT . . . . .	4
15 126- 11	KEY - 1/8" x 5/8" Woodruff . . . . .	1

**PUMP DRIVE COUPLING**

1 C 15726	COUPLING ASSEMBLY - (use with C15481 pump) . . . . .	1
2 NSS	HUB - half 1/2" diameter bore . . . . .	1
3 NSS	HUB - half 1" diameter bore . . . . .	1
4 A 70112	SPIDER . . . . .	1
5 83- 55	SCREW - 5/16" x 5/16" NC socket head set . . . . .	2

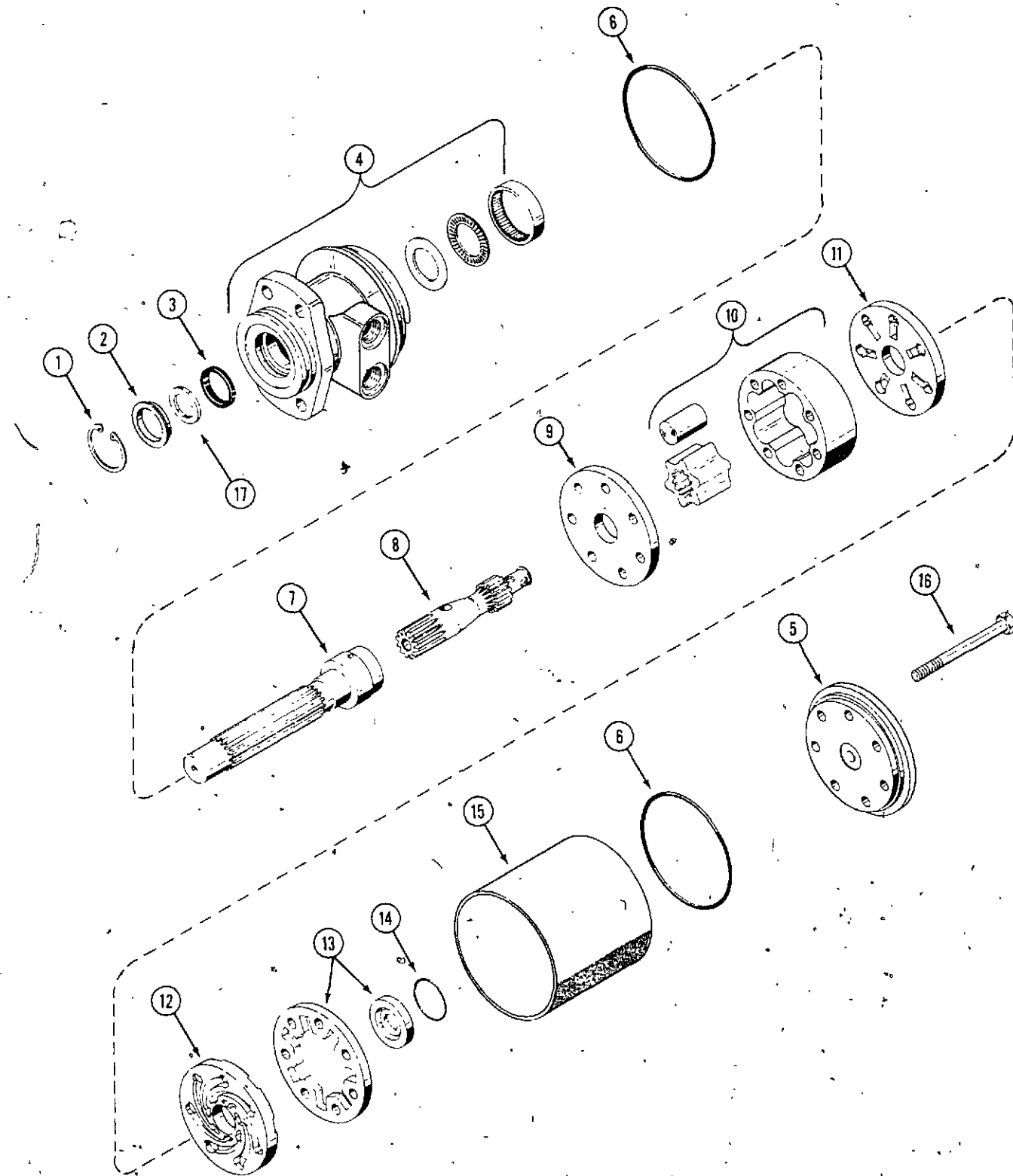


HYDRAULIC DRIVE MOTOR

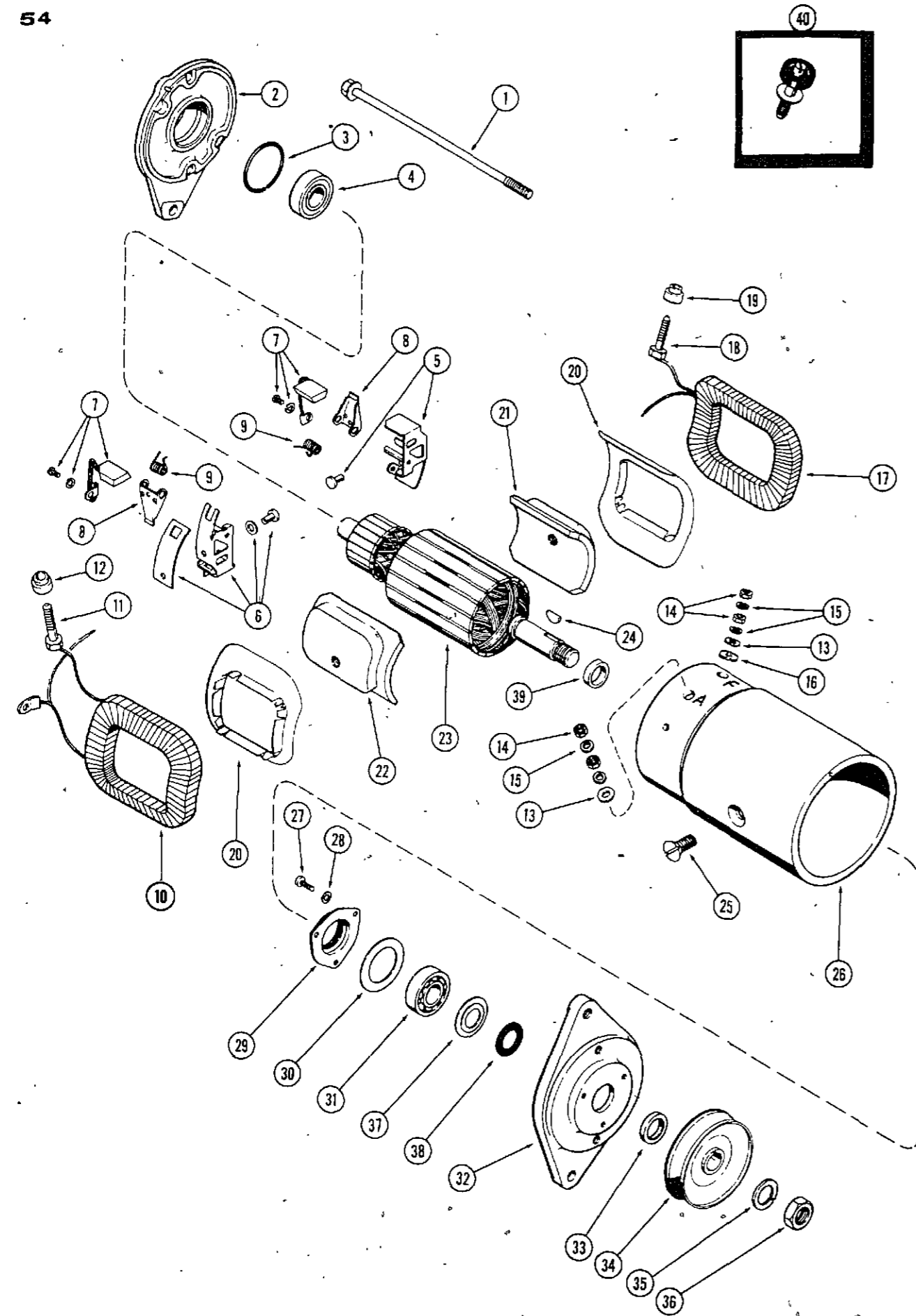


REF. PART NO.	DESCRIPTION	REQ'D
1 C 13047	MOTOR - hydraulic drive (220 and 222)	1
1 C 13498	MOTOR - hydraulic drive (442 prior to S/N 9632452)	1
2 C 14816	PLATE - mounting	1
3 166- 524	SCREW - cap, ferry 5/16" x 7/8" NF	11
4 NSS	WASHER - back up (See Ref. 24)	1
5 NSS	QUAD RING - mounting plate (See Ref. 24)	1
6 NSS	"O" RING - mounting plate (See Ref. 24)	1
7 C 14817	WASHER - thrust (See Ref. 24)	1
8 C 14818	SHAFT AND HOUSING ASSEMBLY	1
9 A 72034	PLUG - housing	1
10 NSS	"O" RING - housing plug	1
11 C 14819	COUPLING - drive for C13047 motor	1
11 C 14820	COUPLING - drive for C13498 motor	1
12 C 13962	SPACER - coupling	1
13 NSS	"O" RING - housing to spacer plate (See Ref. 24)	1
14 C 14784	PLATE - spacer	1
15 NSS	"O" RING - spacer plate to geroler (See Ref. 24)	2
16 A 27410	"O" RING - housing	2
17 138- 134	PIN - roll 1/4" x 1"	4
18 166- 535	SCREW - cap, end 5/16" x 2-1/8" NF	7
18 166- 536	SCREW - cap, end 5/16" x 2-7/8" NF	7
19 C 14783	CAP - end	1
20 C 14301	WASHER - end cap	7
C 14822	KIT - geroler (For C13047 motor) (220 and 222)	1
C 14823	KIT - geroler (For C13498 motor) (442)	1
21 NSS	HOUSING - roller geroler	1
22 NSS	GEROLER	1
23 NSS	ROLLER	6
24 C 17811	KIT - "O" RING AND SEAL (Includes items 4, 5, 6, 7, 10, 13, 15, 16 and 20)	1

HYDRAULIC DRIVE MOTOR



REF. PART NO.	DESCRIPTION	REQ'D
C 14655	MOTOR - hydraulic (442 s/n 9632452 and after)	1
1 C 16516	RING - retaining	1
2 NSS	SPACER - (order C19037 kit)	1
3 NSS	SEAL - oil (order C19037 kit)	1
4 C 14827	HOUSING ASSEMBLY	1
5 C 14837	END CAP	1
6 NSS	"O" RING - (order C19037 kit)	2
7 C 14828	SHAFT - coupling	1
8 C 14829	DRIVE LINK	1
9 C 14830	PLATE - wear	1
10 C 14831	ROTOR ASSEMBLY	1
11 C 24731	KIT - manifold (also use item 8 before motor code 86-75)	1
12 C 24731	KIT - manifold (also use item 8 before motor code 86-75)	1
13 C 14834	COMMUTATOR AND RING SET	1
14 NSS	RING - sealing (order C19037 kit)	1
15 C 14836	SLEEVE	1
16 C 14838	BOLT - 3/8" x 4-3/8" NC hex	7
17 NSS	WASHER - back up .010	1
C 19037	KIT - "O" ring and seal	1
NSS	RING - sealing	1
NSS	SEAL - oil	1
NSS	SEAL - "O" ring	2
NSS	RING - retaining	1
NSS	SPACER - seal	1
NSS	WASHER - back up .010	1
NSS	SEAL - dirt (not used - throw away item)	1



**A70202 STARTER-GENERATOR**

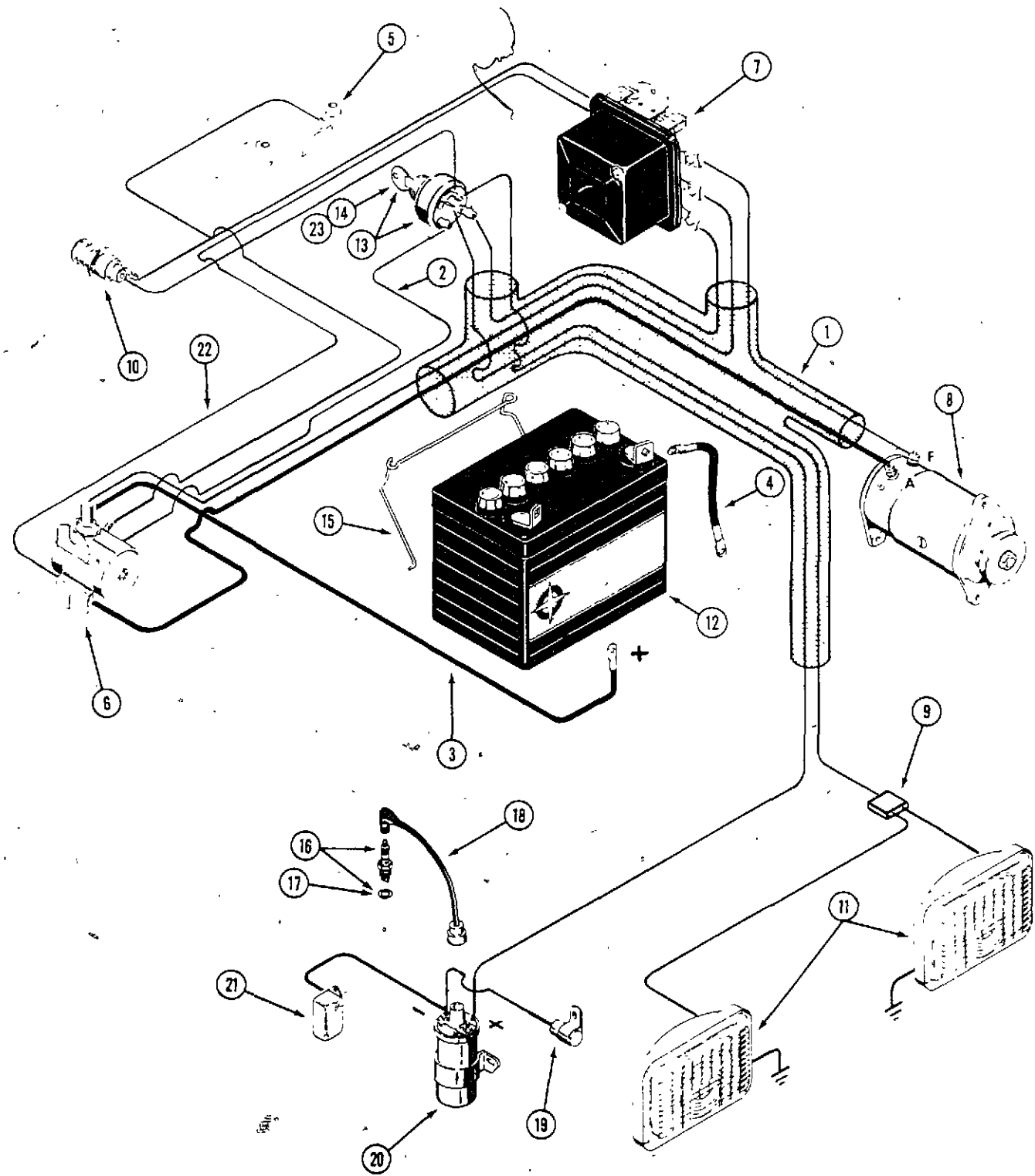
(DELCO NO. 1101970)

REF. PART NO.	DESCRIPTION	REQ'D
1 R 15106	BOLT - through (Includes washer)	2
2 A 72104	FRAME ASSEMBLY - commutator end	1
3 R 15087	RING - bearing retainer	1
4 A 25461	BEARING - commutator end ball	1
5 A 72039	HOLDER KIT - ground brush	1
6 A 72040	HOLDER KIT - insulated brush	1
7 A 72038	BRUSH ASSEMBLY	2
8 R 15090	ARM - brush pressure	2
9 R 16161	SPRING - brush arm	2
10 A 72042	COIL ASSEMBLY - field R.H.	1
11 A 72048	STUD - armature terminal	1
12 R 16147	BUSHING - insulated, armature stud	1
13 A 41927	WASHER - armature stud	2
14 129- 18	NUT - terminal stud 12-24 hex	4
15 192- 17	LOCKWASHER - terminal stud #12	4
16 R 16148	WASHER - insulated, field stud	1
17 A 72043	COIL ASSEMBLY - field L.H.	1
18 NSS	STUD - field terminal (See Ref. 40)	1
19 NSS	BUSHING - insulated, field stud (Order A40702)	1
20 A 25447	INSULATOR - field coil	2
21 A 40736	SHOE - pole, plain	1
22 A 40736	SHOE - pole, notched	1
23 A 72041	ARMATURE	1
24 126- 111	KEY - Woodruff, armature	1
25 74- 610	SCREW - pole	2
26 NSS	BODY - starter, generator (Order A70202)	1
27 173- 237	SCREW - 10-32 x 1/2" Rd. Hd.	3
28 192- 18	LOCKWASHER - 3/16" plated	3
29 A 44433	RETAINER ASSEMBLY - bearing	1
30* NSS	GASKET - bearing retainer (order A44438)	1
31 A 43356	BEARING - ball, drive end	1
32 A 72046	FRAME ASSEMBLY - drive end	1
33 A 72047	SPACER - pulley	1
34 C 14344	PULLEY - starter, generator drive	1
35 192- 26	LOCKWASHER - 11/16" plated	1
36 A 25546	NUT - armature shaft, drive end	1
37 A 43499	RETAINER - grease	1
38* NSS	SEAL - felt (Order A44433)	1
39 NSS	SPACER - armature shaft, inner	1
40 A 40702	KIT - stud (Includes items 16, 18 and 19)	1

\*Bearing retainer gasket and felt seal not required when servicing with retainer assembly.

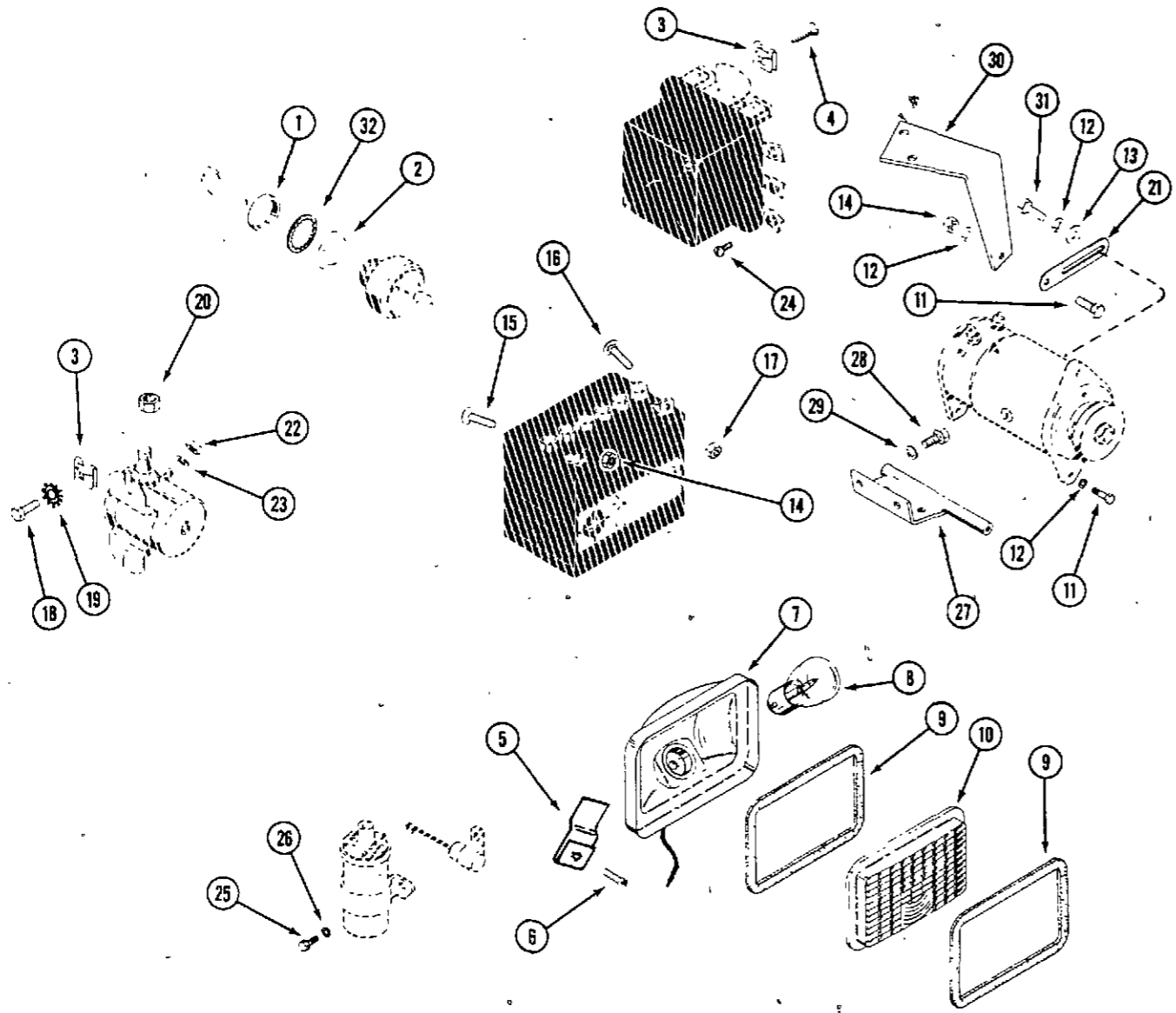
Bearing retainer assembly services all starters.

ELECTRICAL SYSTEM



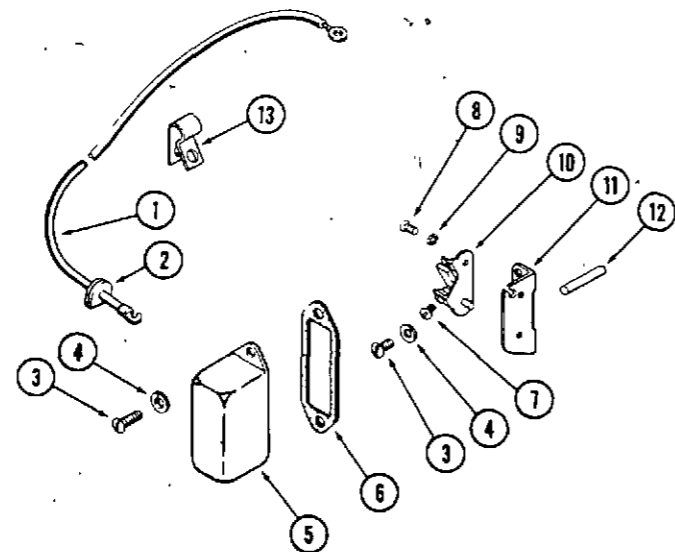
REF. PART NO.	DESCRIPTION	REQ'D
1 C 14578	HARNES - wire	1
2 C 14564	WIRE - Switch to Solenoid (Red 8")	1
3 C 14565	WIRE - Battery to Solenoid (Black 10-1/2")	1
4 C 14566	WIRE - Battery to Ground (Black 12")	1
5 NSS	SWITCH - neutral start (use C21993, C21988, C21989)	1
6 C 14553	SOLENOID - start	1
7 C 24221	REGULATOR - voltage 12 volt	1
8 A 70202	STARTER - generator 12 volt (Repairs page 55)	1
9 C 14537	CONNECTOR - headlamp	1
10 C 14575	LAMP ASSEMBLY - generator indicator	1
B 50213	BULB - warning lamp, generator indicator (white)	1
11 C 22571	HEADLAMP ASSEMBLY - 12 volt (Repairs page 59)	2
12 C 18197	BATTERY - 12 volt	1
13 NSS	SWITCH - ignition (Includes key) order C18007 kit	1
14 C 12684	KEY - ignition	1
15 C 10549	CLAMP - battery hold down	1
16 C 24301	SPARK PLUG - (Includes gasket)	1
17 A 27251	GASKET - spark plug	1
18 V 34433	CABLE - high tension	1
19 KO 230722	CONDENSER	1
20 KO 231281	COIL - ignition 12 volt	1
21 KO 232535	COVER - breaker contact	1
22 C 12193	WIRE - regulator ground to solenoid (White 12")	1
C 23839	KIT - ignition switch (Includes key and decal)	1
23 C 17763	KEY - ignition	1
C 17808	DECAL - ignition switch	1

**ELECTRICAL SYSTEM HARDWARE**



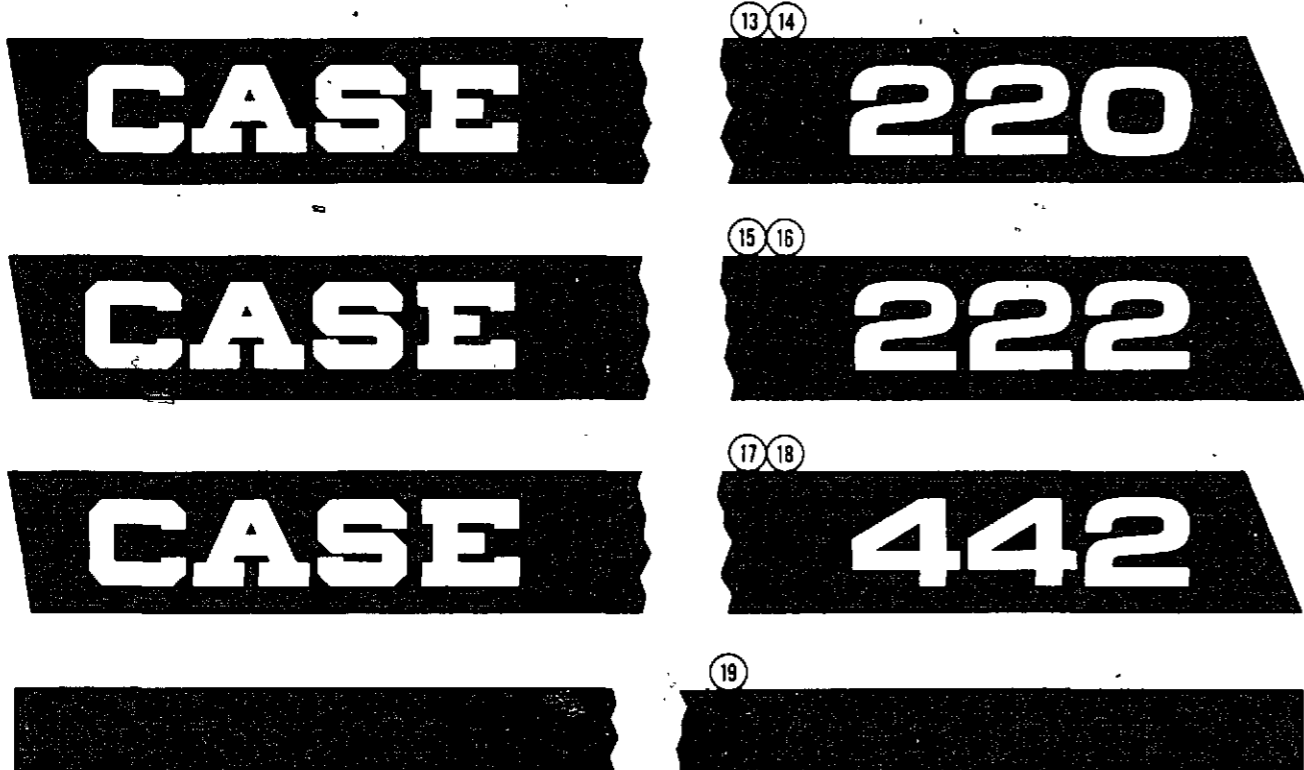
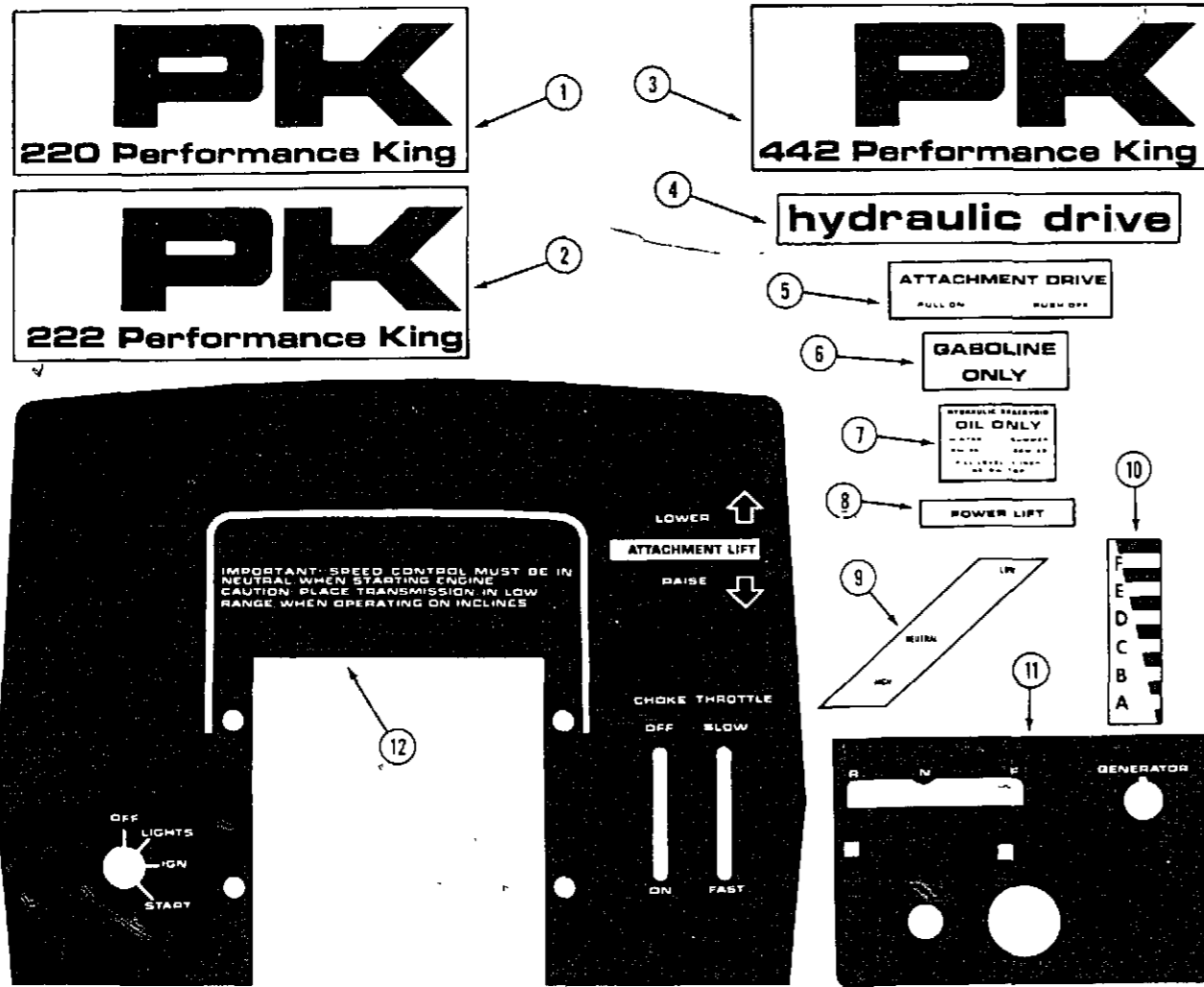
REF. PART NO.	DESCRIPTION	REQ'D
1 C 14060	NUT - back up 3/4"	1
2 C 12683	NUT - escutcheon 3/4"	1
3 C 10836	NUT - speed type "U"	4
4 187- 131	SCREW - #10 x 3/4" Self Tapping Flat Head Z.P.	2
5 131- 629	NUT - speed type "U"	4
6 187- 1047	SCREW - #8 x 1/2" Self Tapping Rd. Hd. Phillips	4
C 22571	HEADLAMP ASSEMBLY	2
7 NSS	RECEPTACLE - headlamp (Order C14302)	1
8 C 14305	BULB - headlamp	1
9 C 14304	GASKET - headlamp	2
10 C 22573	LENS - headlamp	1
11 113- 103	BOLT - 5/16" x 1" NC hex Z.P.	2
12 192- 20	LOCKWASHER - 5/16" Z.P.	3
13 195- 520	WASHER - 5/16" plain Z.P.	1
14 129- 102	NUT - 5/16" NC hex Z.P.	2
15 111- 202	BOLT - 5/16" x 3/4" NC Rd. Hd. Sq. Neck	1
16 111- 108	BOLT - 1/4" x 3/4" NC Rd. Hd. Sq. Neck	1
17 129- 101	NUT - 1/4" NC hex	1
18 187- 484	SCREW - #10 x 1/2" Self-Tapping hex Z.P.	2
19 193- 70	LOCKWASHER - #10 external tooth	2
20 129- 122	NUT - 5/16" NF hex	2
21 C 14599	BRACKET - starter generator adjust	1
22 129- 27	NUT - #10 NF hex	2
23 192- 18	LOCKWASHER - #10	2
24 169- 131	SCREW - #8 x 5/16" NC fillister head	3
25 113- 1	BOLT - 1/4" x 1/2" NC hex Z.P.	2
26 192- 19	LOCKWASHER - 1/4" Z.P.	2
27 C 18788	SUPPORT - starter generator	1
28 13- 612	BOLT - 3/8" x 3/4" NC hex	2
29 192- 21	LOCKWASHER - 3/8"	2
30 C 18999	SUPPORT - starter generator adjust	1
31 113- 102	BOLT - 5/16" x 3/4" NC hex Z.P.	1
32 193- 61	LOCKWASHER - 3/4" internal tooth	1

**BREAKER CONTACTS**



1 KOA231533	LEAD - breaker contact (Includes grommet)	1
2 KO 220297	GROMMET - contact lead	1
3 173- 210	SCREW - #10 x 3/8" Rd. Hd. Z. P.	4
4 192- 18	LOCKWASHER - 3/16" Z.P.	4
5 KO 232535	COVER - breaker contact	1
6 KO 220174	GASKET - cover	1
7 187- 408	SCREW - #6 x 3/8" Self Tapping	1
8 173- 224	SCREW - #8 x 1/4" NC Rd. Hd.	1
9 193- 5	LOCKWASHER - #8 internal tooth	1
10 C 24135	POINT SET - breaker contact	1
11 KO 220476	BRACKET - breaker contact	1
12 C 23870	ROD - breaker contact push	1
13 KO 275182	CLIP - wire	1

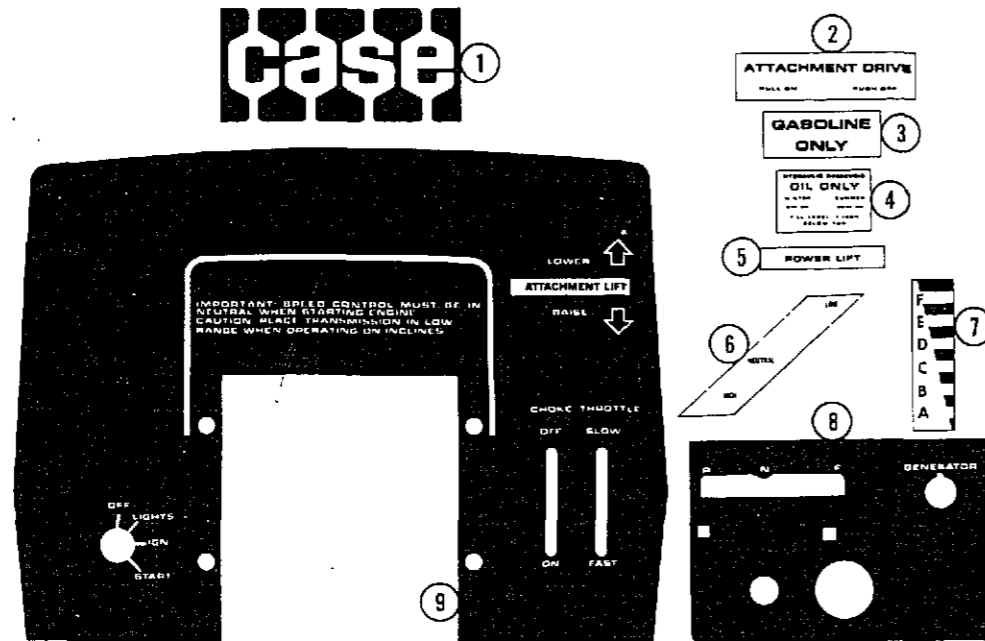




**DECALS AND TRANSFERS**  
(USED PRIOR TO S/N 9641001)

REF. PART NO.	DESCRIPTION	REQ'D
1 C 14542	TRANSFER - PK220	1
2 C 14543	TRANSFER - PK222	1
3 C 14544	TRANSFER - PK442	1
4 C 14540	TRANSFER - hydraulic drive	2
5 C 14067	DECAL - attachment drive	1
6 321- 18	DECAL - gasoline	1
7 C 14539	DECAL - hydraulic reservoir	1
8 C 14627	DECAL - power lift	1
9 C 14561	DECAL - shift range	1
10 C 12506	DECAL - level indicator	1
11 C 14562	DECAL - instrument panel, small	1
12 C 14228	DECAL - instrument panel, large	1
13 C 14548	DECAL - 220 hood stripe L.H.	1
14 C 14549	DECAL - 220 hood stripe R.H.	1
15 C 14550	DECAL - 222 hood stripe L.H.	1
16 C 14551	DECAL - 222 hood stripe R.H.	1
17 C 14557	DECAL - 442 hood stripe L.H.	1
18 C 14558	DECAL - 442 hood stripe R.H.	1
19 C 14546	DECAL - stripe, rear hood	1

DECALS

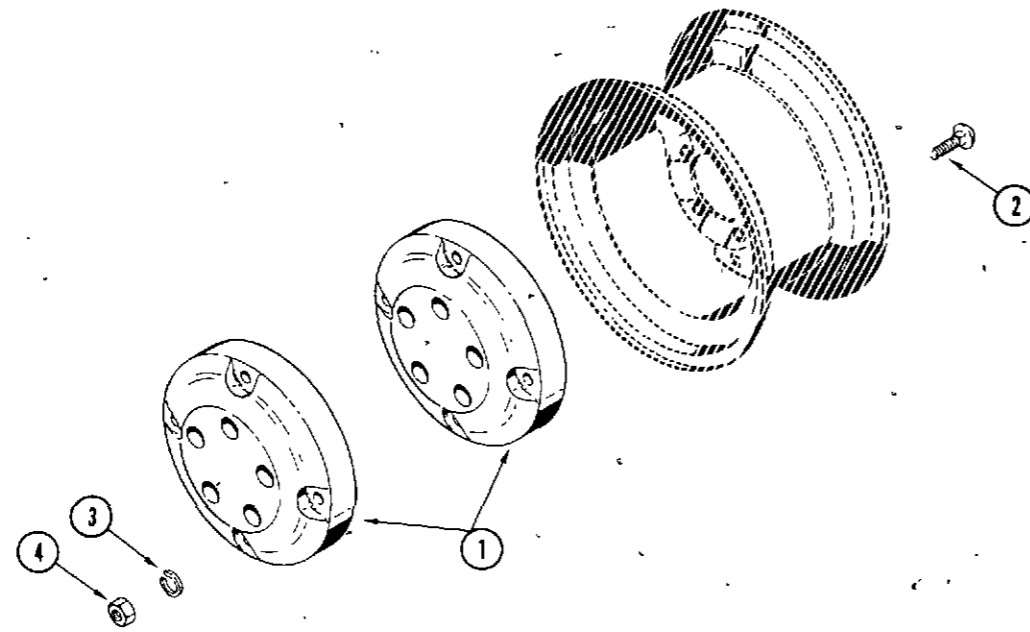


REF. PART NO.	DESCRIPTION	REQ'D
1 321- 1571	DECAL - "CASE"	1
2 C 14067	DECAL - attachment drive	1
3 321- 18	DECAL - gasoline	1
4 C 14539	DECAL - hydraulic reservoir	1
5 C 14627	DECAL - power lift	1
6 C 14561	DECAL - shift range	1
7 C 12506	DECAL - level indicator	1
8 C 14562	DECAL - instrument panel (small)	1
11 C 14228	DECAL - instrument panel (large)	1
10 C 15690	DECAL - hood 220 R.H.	1
11 C 15691	DECAL - hood 220 hydraulic drive L.H.	1
12 C 15692	DECAL - hood 222 R.H.	1
13 C 15693	DECAL - hood 222 hydraulic drive L.H.	1
14 C 15694	DECAL - hood 442 R.H.	1
15 C 15695	DECAL - hood 442 hydraulic drive L.H.	1
16 C 14546	DECAL - hood, rear stripe	1



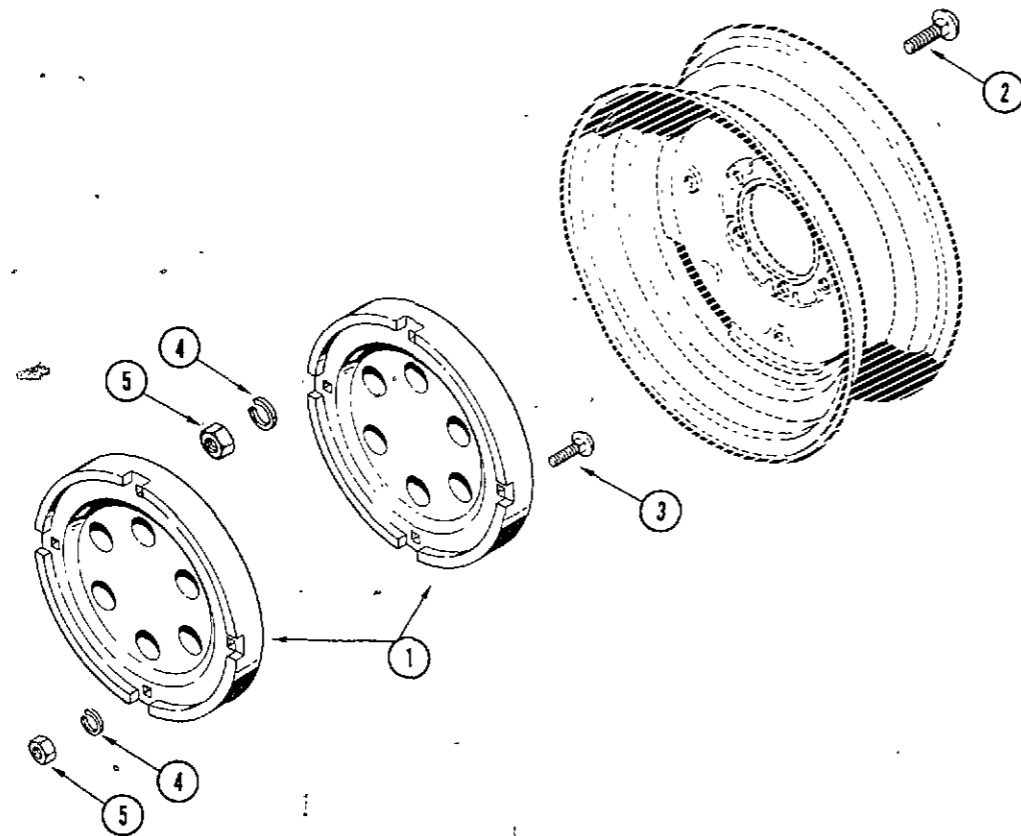
**D8 WHEEL WEIGHTS - MODEL 220 AND 222**

REF. PART NO.	DESCRIPTION	REQ'D
1 NSS	WEIGHT - wheel 12" (Order as Machinery Item)	4
2 111- 532	BOLT - 1/2" x 3-3/4" Rd. Hd. Sq. Neck NC Z.P.	8
3 192- 23	LOCKWASHER - 1/2" Z.P.	8
4 129- 105	NUT - 1/2" NC hex	8

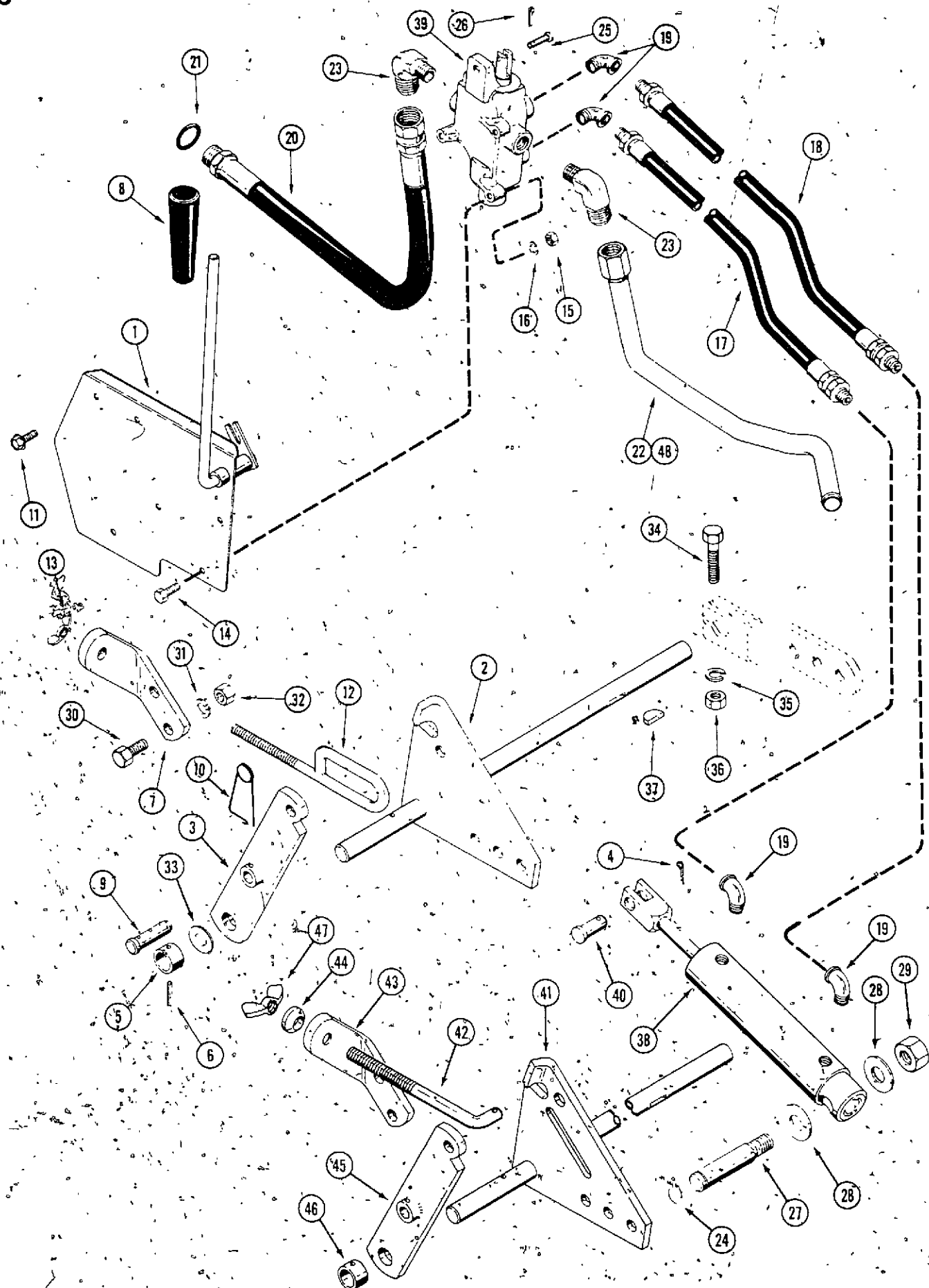


**D10 WHEEL WEIGHTS - MODEL 442**

1 NSS	WEIGHT - wheel 15" & 16" (Order as Machinery Item)	4
2 111- 530	BOLT - 1/2" x 2-1/2" Rd. Hd. Sq. Neck NC Z.P.	4
3 111- 531	BOLT - 1/2" x 2-3/4" Rd. Hd. Sq. Neck NC Z.P.	4
4 92- 8	LOCKWASHER - 1/2" Z.P.	8
5 129- 105	NUT - 1/2" NC hex	8



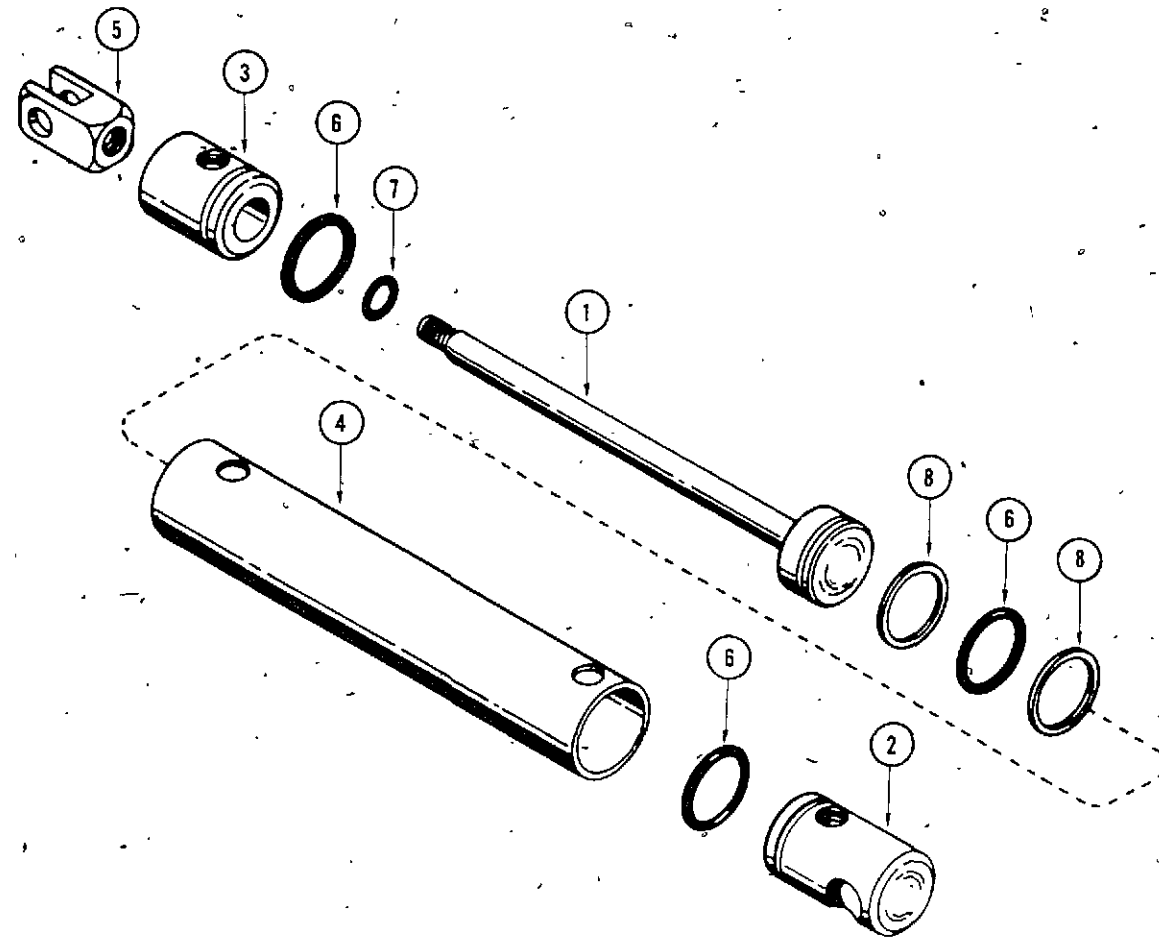
MODEL F30 HYDRAULIC LIFT



REF. PART NO.	DESCRIPTION	REQ'D
1 C 14466	PANEL - valve mounting	1
2 NSS	CROSS SHAFT ASSEMBLY (order items 41, 42, 43, 44, 45, 46 & 47)	1
3 C 14489	LEVER - cylinder lift (used prior to S, N 9641001)	1
4 132- 310	PIN - cotter 1/8" x 1" Z.P.	1
5 C 14481	COLLAR - cross shaft (used prior to S, N 9641001)	1
6 138- 96	PIN - roll 3/16" x 1"	1
7 C 14492	BRACKET - link adjust (used prior to S, N 9641001)	1
8 C 12678	GRIP - lever	1
9 C 13744	PIN - clevis 1/2"	1
10 C 10898	PIN - safety	1
11 187- 1036	SCREW - 1/4" x 1/2" NC hex self tapping	3
12 C 14491	LINK - stop (used prior to S, N 9641001)	1
13 129- 601	NUT - wing 3/8" NC Nylock (used prior to S/N 9641001)	1
14 113- 4	BOLT - 1/4" x 1" NC hex Z.P.	3
15 129- 101	NUT - 1/4" NC hex Z.P.	3
16 192- 19	LOCKWASHER - 1/4" Z.P.	3
17 C 15080	HOSE - 11"	1
18 C 12675	HOSE - 20"	1
19 221- 412	ELBOW - street 1/4" NPTF.	4
20 C 14629	HOSE - pressure	1
21 218- 5007	"O" RING	1
22 C 14533	TUBE - cooler (used prior to S, N 9641001)	1
23 218- 1057	FITTING - 90° 5/8" T x 3/8" NPTF.	2
24 T 25683	RING - retaining	1
25 141- 2	PIN - clevis 1/4"	1
26 132- 5	PIN - cotter 1/16" x 1/2"	2
27 C 14470	STUD - cylinder pivot	1
28 195- 541	WASHER - 5/8" plain	2
29 129- 107	NUT - 5/8" NC hex Z.P.	1
30 113- 207	BOLT - 3/8" x 7/8" NC hex	2
31 92- 6	LOCKWASHER - 3/8"	2
32 25- 106	NUT - 3/8" NC Hex	2
33 A 30881	WASHER - spacer	UAR
34 113- 219	BOLT - 3/8" x 2" NC hex Z.P.	1
35 192- 21	LOCKWASHER - 3/8" Z.P.	1
36 129- 103	NUT - 3/8" NC hex Z.P.	1
37 126- 119	KEY - Woodruff #11	1
38 C 12676	CYLINDER - hydraulic (Repairs, See page 69)	1
39 C 14153	VALVE - lift (Repairs, See page 69)	1
40 141- 56	PIN - clevis 1/2"	1
41 C 16099	CROSS SHAFT ASSEMBLY - (Used S, N 9641001 and after)	1
42 C 15971	LINK - stop (used S, N 9641001 and after)	1
43 C 16098	BRACKET - link adj. (used S, N 9641001 and after)	1
44 C 16097	WASHER - lift lever (used S, N 9641001 and after)	1
45 C 15970	LEVER - cylinder adj. (used S, N 9641001 and after)	1
46 C 16095	COLLAR - cross shaft (used S, N 9641001 and after)	1
47 129- 400	NUT - wing 1/2" NC (used S, N 9641001 and after)	1
48 C 15449	TUBE - cooler (used S, N 9641001 and after)	1

**MODEL F30 HYDRAULIC LIFT**

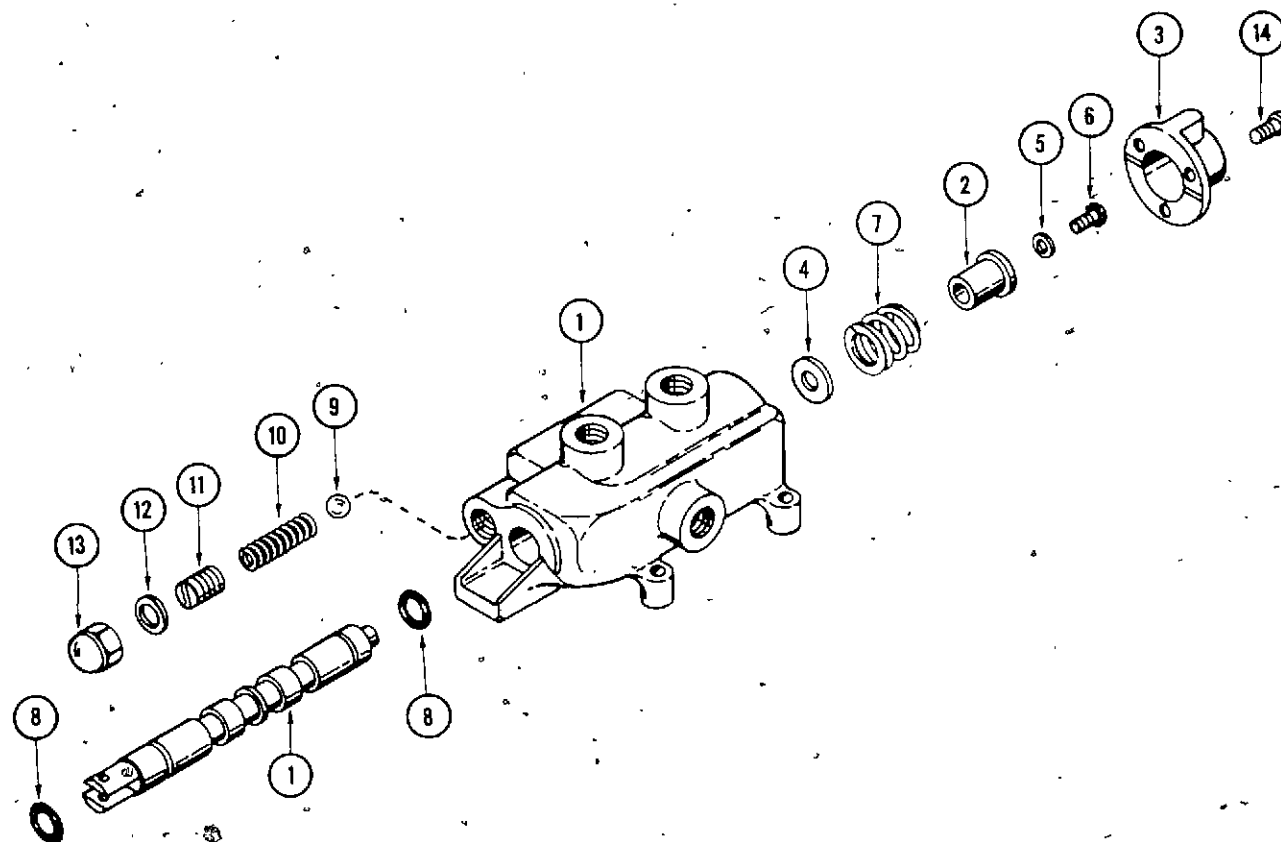
(C12676 Lift Cylinder)



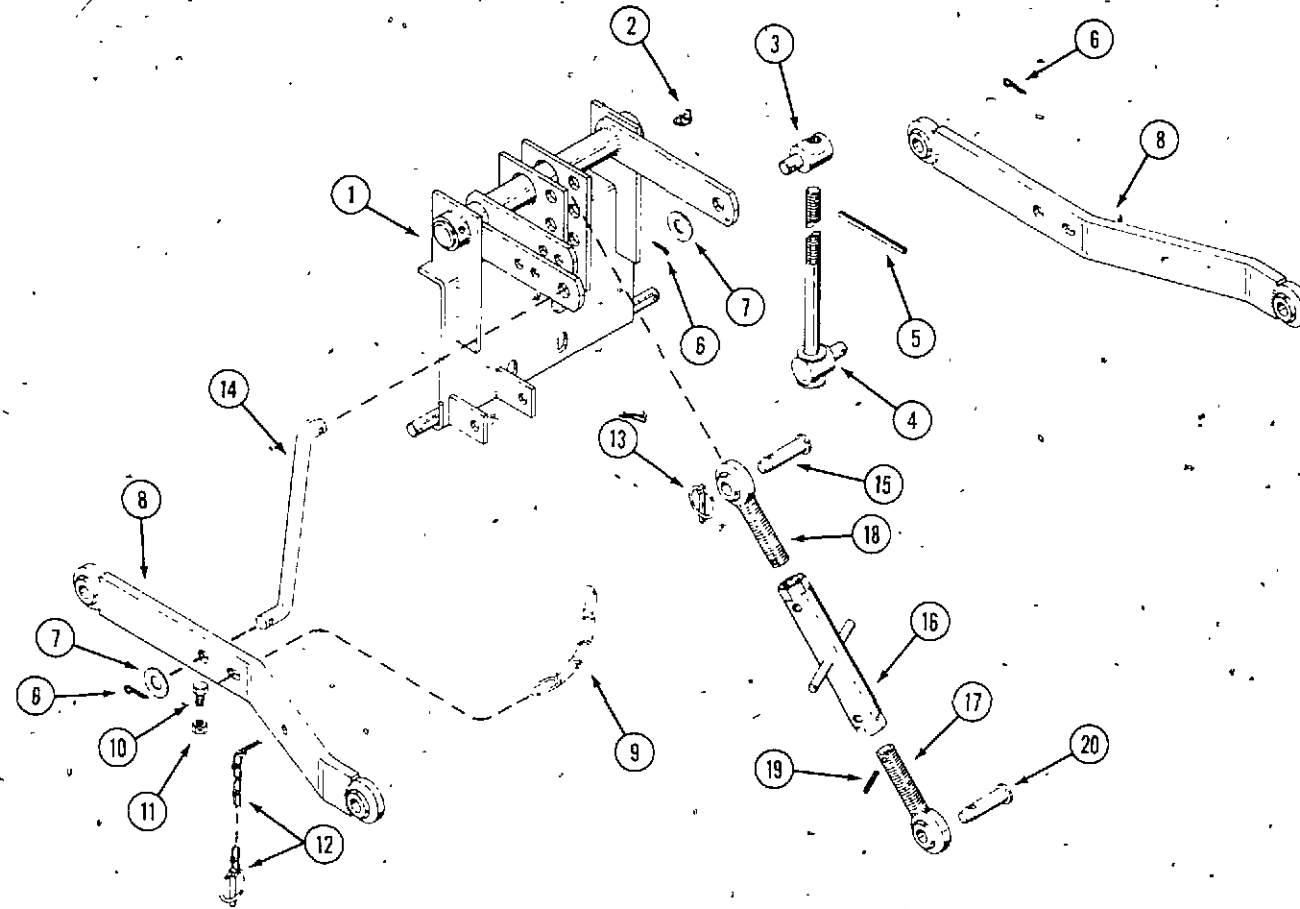
REF. PART NO.	DESCRIPTION	REQ'D
1 C 12880	ROD - cylinder	1
2 C 12883	HEAD - cylinder	1
3 C 12884	HEAD - cylinder rod end	1
4 C 12885	TUBE - cylinder	1
5 C 12886	CLEVIS - rod end	1
6 A 27577	"O" RING - 1-1/2" OD	3
7 A 27410	"O" RING - 3/4" OD	1
8 C 12903	WASHER - back up	2

**C-14153 DIRECTIONAL VALVE**

1 NSS	BODY AND SPOOL ASSEMBLY	1
2 C 13200	SPACER	1
3 C 13201	CAP - end	1
4 195- 521	WASHER - plain 3/8"	1
5 195- 510	WASHER - plain 3/16"	1
6 193- 524	SCREW - Rd. Hd. slotted w/ext. lockwasher #10-32 x 3/8"	1
7 C 18850	SPRING - return	1
8 A 29197	SEAL - "O" ring	2
9 211- 9	BALL - steel	1
10 C 13203	SPRING - relief	1
11 C 13207	SCREW - relief adj. 7/16-20 x 5/8"	1
12 C 13204	GASKET - relief cap	1
13 129- 531	CAP - acorn 7/16" NF	1
14 169- 146	SCREW - fillister head #8-32 x 3/8" NC Z.P.	3

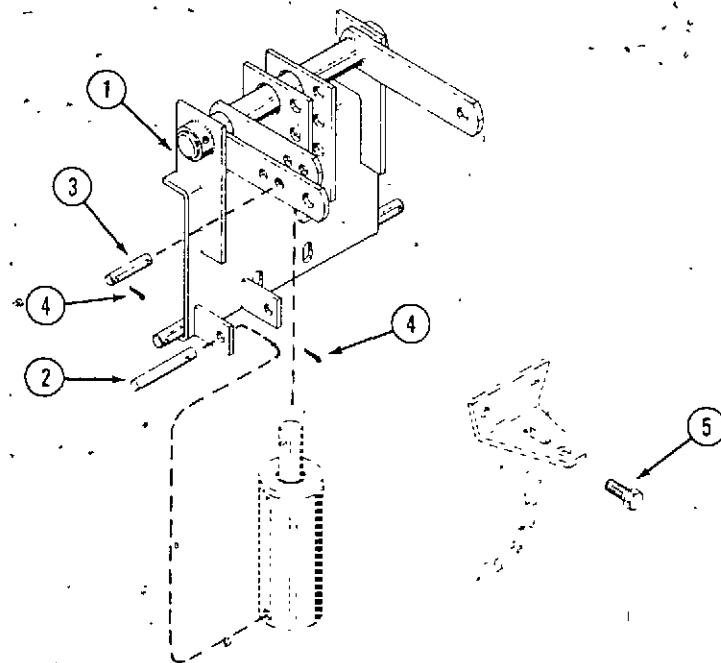


**MODEL F26 THREE POINT HITCH-MODEL 442  
FRAME, LIFT RODS AND ARMS**



REF. PART NO.	DESCRIPTION	REQ'D
1 C 19740	HITCH PLATE ASSEMBLY .....	1
2 219- 405	FITTING - lube .....	2
3 C 14722	NUT - lift rod .....	1
4 C 14724	ROD ASSEMBLY - R.H. lift .....	1
5 138- 309	PIN - roll 1/4" x 4" .....	1
6 132- 91	PIN - cotter 3/16" x 1" .....	6
7 195- 541	WASHER - plain 5/8" .....	4
8 C 14715	ARM - lift .....	2
9 C 14991	CHAIN - stay 19 links .....	1
10 113- 118	BOLT - 5/16" x 5/8" NC hex Z.P. ....	2
11 131- 176	NUT - lock 5/16" NC hex .....	2
12 B 52118	PIN - klik .....	2
13 A 30338	PIN - klik .....	3
14 C 14725	ROD - lift L.H. ....	1
15 C 14717	PIN - clevis .....	1
C 14712	LINK ASSEMBLY .....	1
16 C 14703	CENTER TUBE ASSEMBLY .....	1
17 C 14709	BALL END ASSEMBLY R.H. THREAD. ....	1
18 C 14710	BALL END ASSEMBLY L.H. THREAD. ....	1
19 138- 59	PIN - roll 1/8" x 7/8" .....	2
20 C 16128	PIN - clevis 5/8" x 3" .....	1

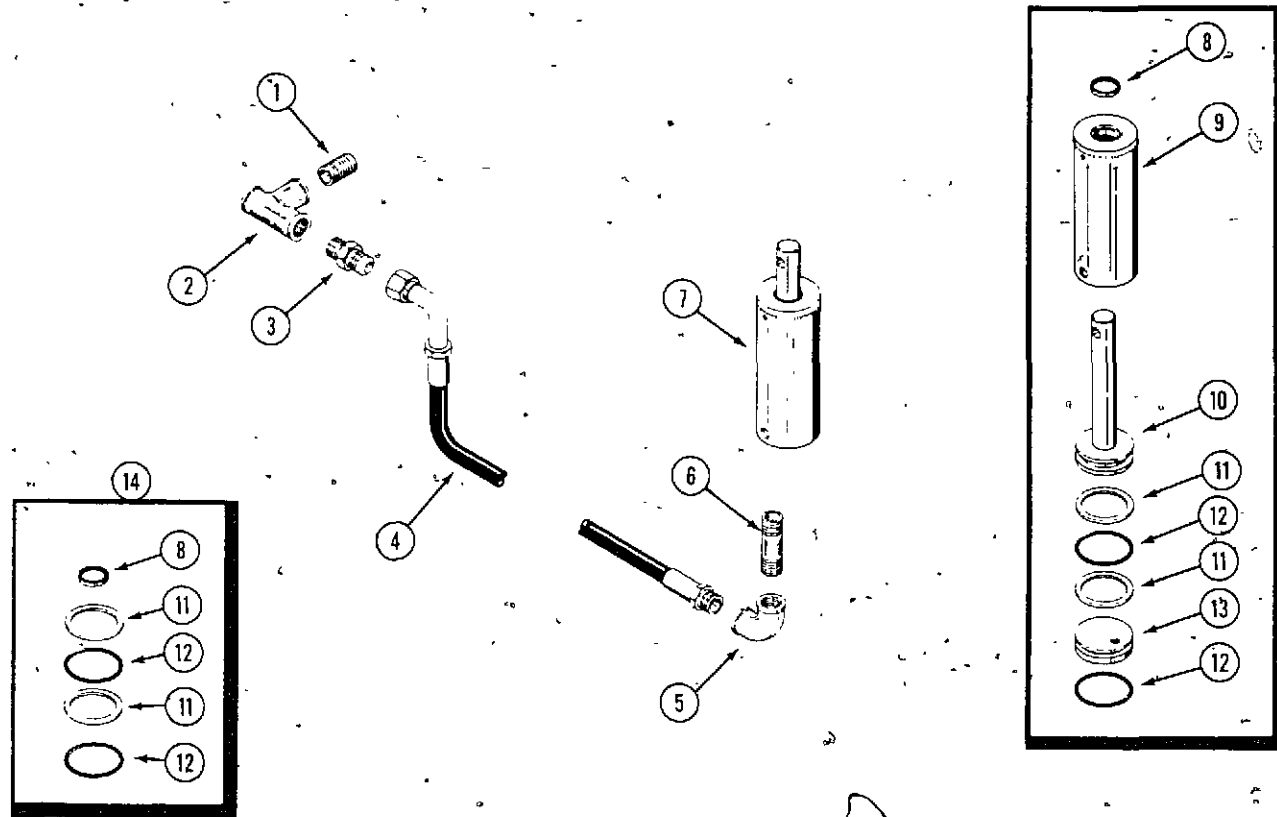
**CYLINDER AND DRAWBAR MOUNTING**



1 C 19740	HITCH PLATE ASSEMBLY .....	1
2 C 14975	PIN - lower cylinder mounting .....	1
3 C 14976	PIN - upper cylinder mounting .....	1
4 131- 178	PIN - cotter 1/8" x 1" .....	3
5 113- 417	BOLT - 1/2" x 1-1/4" NC hex Z.P. ....	2

73

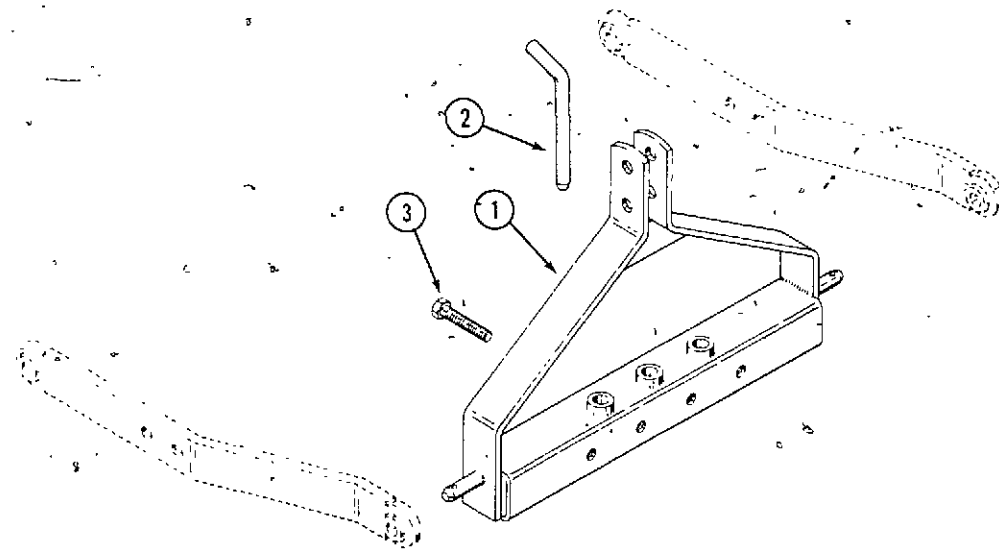
**CASE 220, 222 AND 442 COMPACT TRACTORS**  
**MODEL F26 THREE POINT HITCH AND MODEL**  
**F27 HITCH ADAPTER**  
**HYDRAULIC CONNECTIONS AND COMPONENTS**



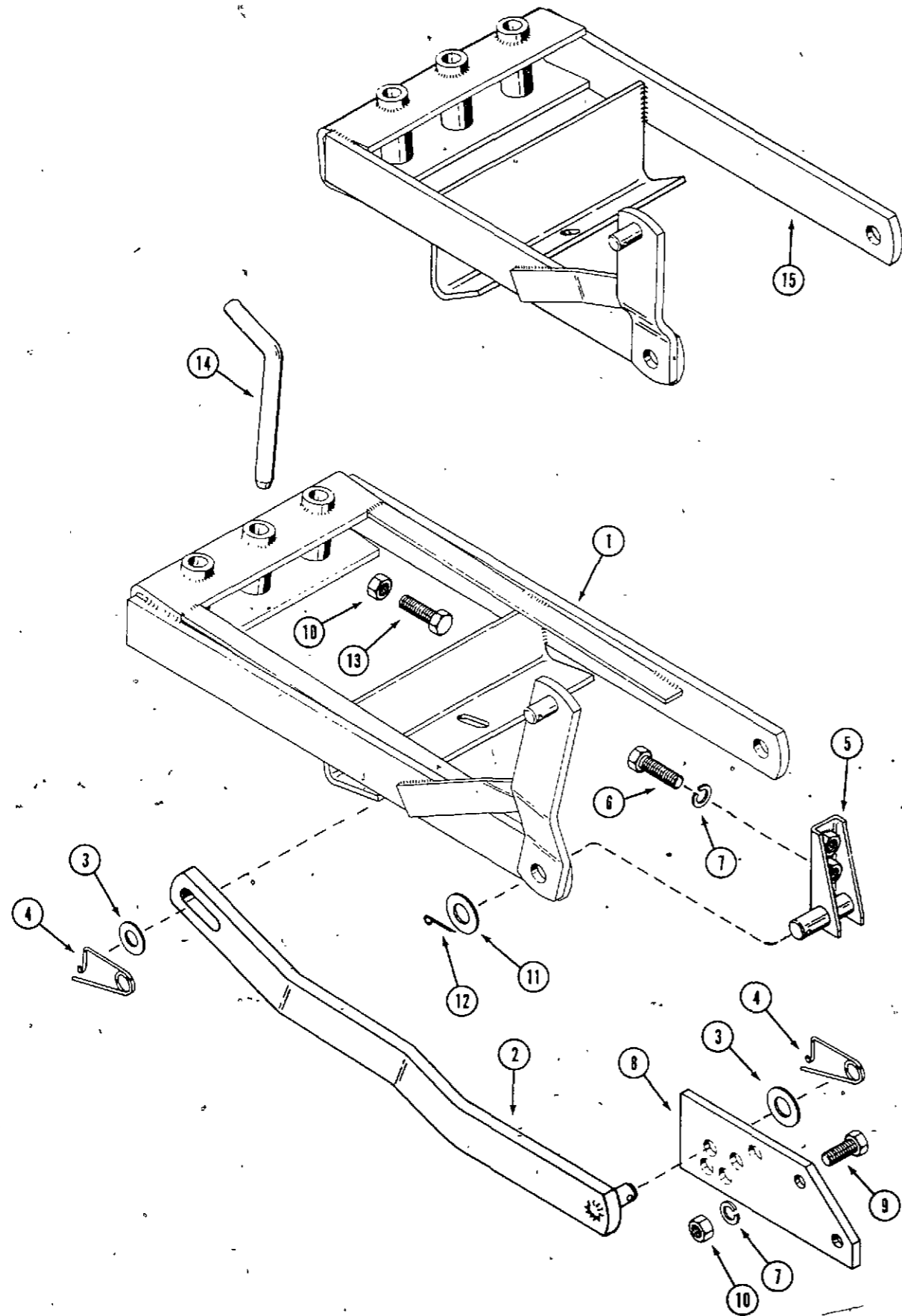
REF. PART NO.	DESCRIPTION	REQ'D
1 221- 1130	NIPPLE - 1/4" x 7/8" NPT	1
2 221- 1422	TEE - 1/4" NPT	1
3 218- 455	FITTING - hydraulic 1/2" T x 1/4" NPT	1
4 C 14979	HOSE - hydraulic	1
5 221- 1375	ELBOW - 90° x 1/4" NPT	1
6 221- 1139	NIPPLE - 1/4" x 3" NPT	1
7 C 14700	CYLINDER ASSEMBLY	1
8 C 14970	SEAL - wiper	1
9 C 14698	BODY - cylinder	1
10 C 14699	ROD AND PISTON ASSEMBLY	1
11 C 14699	RING - back up	2
12 A 30971	"O" RING	2
13 C 14692	END CAP - cylinder	1
14 C 15123	KIT - "O" ring and seal (Consists of items 8, 11 & 12)	1

**MODEL F27 HITCH ADAPTER**

1 C 14872	BRACKET - hitch adapter	1
2 C 14568	PIN - drawbar	1
3 113- 425	BOLT - 1/2" x 3" NC hex Z.P.	4



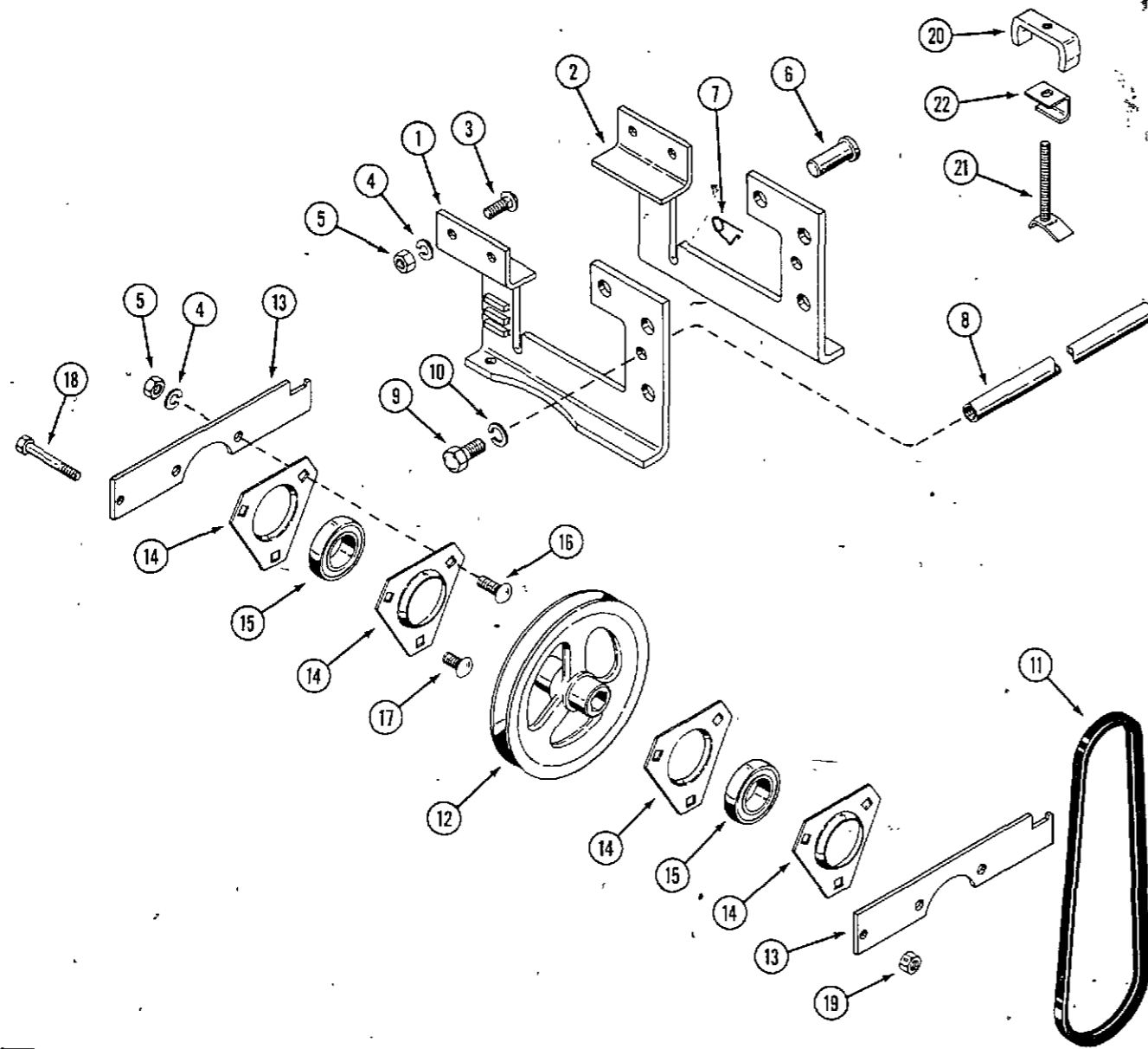
CASE 220, 222 AND 442 COMPACT TRACTORS 75  
 MODEL F22 AND F24 SLEEVE HITCH



REF. PART NO.	DESCRIPTION	REQ'D
1 C 14867	HITCH FRAME ASSEMBLY (442).....	1
2 C 14457	ARM - lift.....	1
3 195- 541	WASHER - plain 21/32".....	2
4 C 10898	PIN - safety.....	2
5 C 14459	BRACKET - hitch mounting R.H.....	1
5 C 14460	BRACKET - hitch mounting L.H.....	1
6 113- 412	BOLT - 1/2" x 1-3/4" NC hex Z.P.....	4
7 192- 23	LOCKWASHER - 1/2" Z. P.....	6
8 NSS	PLATE - lift lever (use C25382).....	1
9 113- 417	BOLT - 1/2" x 1-1/4" NC hex Z.P.....	2
10 129- 105	NUT - 1/2" NC hex Z.P.....	4
11 195- 545	WASHER - plain 3/4" Z.P.....	2
12 132- 306	PIN - cotter 3/16" x 1-3/4".....	2
13 113- 421	BOLT - 1/2" x 2" NC hex Z.P.....	2
14 C 14568	PIN - drawbar.....	1
15 C 14866	HITCH FRAME ASSEMBLY (220 and 222).....	1



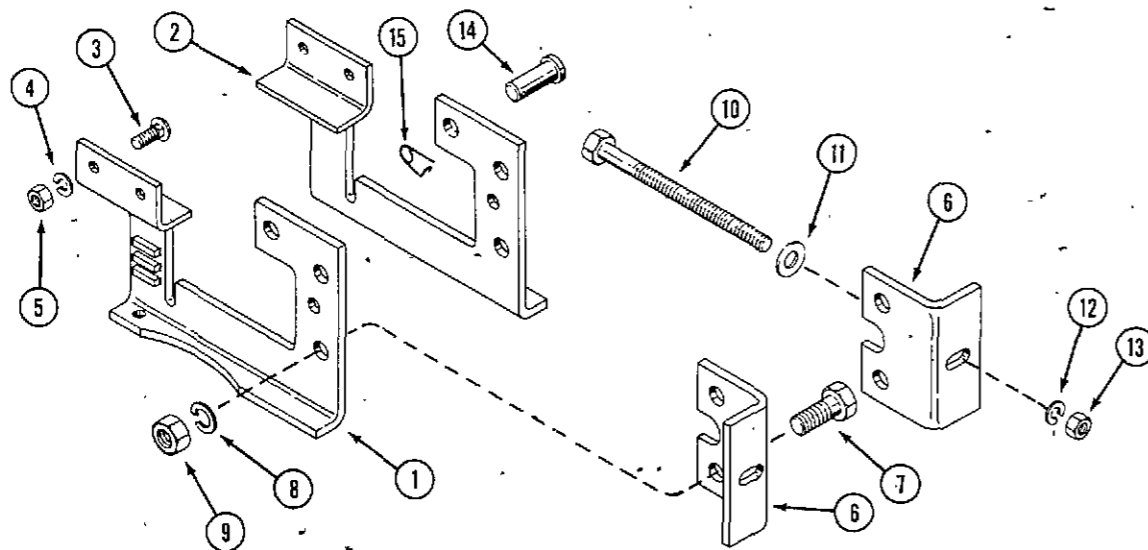
CASE 220, 222 AND 442 COMPACT TRACTORS 77  
**MODEL F11 SHAFT DRIVE PTO AND MODEL F18 FRONT COUNTERWEIGHT BRACKET KITS**



REF. PART NO.	DESCRIPTION	REQ'D
1 C 14646	BRACKET - mounting R.H.	1
2 C 14647	BRACKET - mounting L.H.	1
3 111- 362	BOLT - 3/8" x 1" NC Rd. Hd. Square Neck	4
4 192- 21	LOCKWASHER - 3/8"	10
5 129- 103	NUT - 3/8" NC hex Z.P.	10
6 C 12692	PIN - clevis 5, 8"	2
7 C 10898	PIN - safety	2
8 C 14363	SPACER - mounting bracket	1
9 113- 424	BOLT - 1/2" x 2" NC hex Z.P.	2
10 192- 23	LOCKWASHER - 1/2" Z.P.	2
11 C 14116	BELT - PTO drive	1
12 C 14113	PULLEY - PTO	1
13 C 14348	PLATE - bearing mounting	2
14 C 14504	FLANGETTE	4
15 C 14505	BEARING - pulley	2
16 111- 362	BOLT - 3/8" x 1" NC Rd. Hd. Square Neck Z.P.	4
17 111- 340	BOLT - 3/8" x 3/4" NC Rd. Hd. Square Neck Z.P.	2
18 113- 111	BOLT - 5/16" x 2-1/2" NC hex Z.P.	1
19 131- 176	NUT - lock 5, 16" NC hex Z.P.	1
20 C 14351	NUT - belt tension	1
21 C 14596	SCREW - belt tension adj.	1
22 C 14353	LOCK - belt tension	1

**F18 FRONT COUNTERWEIGHT BRACKET KITS**

1 C 14646	BRACKET - mounting R.H.	1
2 C 14647	BRACKET - mounting L.H.	1
3 111- 362	BOLT - 3/8" x 1" NC Rd. Hd. Square Neck	4
4 192- 21	LOCKWASHER - 3/8" Z.P.	4
5 129- 103	NUT - 3/8" NC hex Z.P.	4
6 C 14687	BRACKET - weight support	2
7 113- 607	BOLT - 5/8" x 1-1/2" NC hex Z.P.	4
8 192- 25	LOCKWASHER - 5/8" Z.P.	4
9 129- 107	NUT - 5/8" NC hex Z.P.	4
10 113- 423	BOLT - 1, 2" x 7" NC hex Z.P.	2
11 195- 533	WASHER - plain 17/32" Z.P.	2
12 192- 23	LOCKWASHER - 1/2" Z.P.	2
13 129- 105	NUT - 1/2" NC hex Z.P.	2
14 C 12692	PIN - clevis 5/8" Z.P.	2
15 C 10898	PIN - safety	2



PART NO.	PAGE NO.	REF. NO.	PART NO.	PAGE NO.	REF. NO.	PART NO.	PAGE NO.	REF. NO.	PART NO.	PAGE NO.	REF. NO.	PART NO.	PAGE NO.	REF. NO.	PART NO.	PAGE NO.	REF. NO.						
A	16905	47	2	A	72005	49	7	C	12187	21	3	C	13373	31	9	C	14250	31	1	C	14546	61	19
A	40035	9	20	A	72007	49	13	C	12193	57	22	C	13385	41	6	C	14258	31	19	C	14546	63	16
A	40035	11	20	A	72034	53	9	C	12224	21	2	C	13411	17	17	C	14268	37	1	C	14548	61	13
A	40035	13	28	A	72038	55	7	C	12280	39	4	C	13498	43	27	C	14278	47	1	C	14549	61	14
A	40035	15	28	A	72039	55	5	C	12370	37	7	C	13498	53	1	C	14283	27	10	C	14550	61	15
A	49485	21	24	A	72040	55	6	C	12506	61	10	C	13510	47	5	C	14288	27	9	C	14551	61	16
A	10326	21	22	A	72041	55	23	C	12506	63	7	C	13512	47	1	C	14290	27	11	C	14553	57	6
A	11538	37	5	A	72042	55	10	C	12551	41	25	C	13513	47	9	C	14292	27	7	C	14557	61	17
A	25447	55	20	A	72043	55	17	C	12552	41	26	C	13514	47	8	C	14294	27	8	C	14558	61	18
A	25461	55	4	A	72046	55	32	C	12553	41	24	C	13515	47	3	C	14297	27	5	C	14561	61	9
A	25546	55	36	A	72047	55	33	C	12554	41	16	C	13526	37	16	C	14301	53	20	C	14561	63	6
A	27001	9	23	A	72048	55	11	C	12559	41	31	C	13605	33	5	C	14304	59	9	C	14562	61	11
A	27001	11	23	A	72073	17	1	C	12560	41	32	C	13605	33	16	C	14305	59	8	C	14562	63	8
A	27251	57	17	A	72073	19		C	12603	17	22	C	13716	33	6	C	14317	33	2	C	14564	57	2
A	27365	13	39	A	72077	19	3	C	12604	37	2	C	13744	67	9	C	14318	33	3	C	14565	57	3
A	27365	15	39	A	72092	19	2	C	12612	37	8	C	13848	21	1	C	14326	29	3	C	14566	57	4
A	27410	45	40	A	72098	19	6	C	12675	67	18	C	13863	37	12	C	14332	33	18	C	14566	73	2
A	27410	53	16	A	72099	19	5	C	12676	67	38	C	13866	37	13	C	14333	33	17	C	14568	75	14
A	27410	69	7	A	72103	19	11	C	12678	67	8	C	13962	53	12	C	14334	33	12	C	14575	57	10
A	27577	69	6	A	72104	55	2	C	12683	59	2	C	14060	59	1	C	14341	29	2	C	14578	57	1
A	27891	47	6	B	50213	57		C	12684	57	14	C	14067	61	5	C	14343	35	18	C	14589	29	13
A	29197	69	8	B	52118	71	12	C	12692	77	6	C	14067	63	2	C	14344	55	34	C	14590	29	13
A	30064	37	10	B	52144	41	15	C	12692	77	14	C	14113	77	12	C	14348	77	13	C	14596	77	21
A	30095	45	41	B	59393	13	48	C	12713	41	2	C	14116	77	11	C	14351	77	20	C	14598	29	21
A	30338	71	13	B	59393	15	48	C	12718	41	36	C	14126	31	3	C	14353	77	22	C	14599	59	21
A	30881	33	10	C	10312	17	16	C	12723	41	10	C	14127	31	3	C	14363	77	8	C	14613	47	
A	30881	33	11	C	10312	23	6	C	12725	41	21	C	14128	33	2	C	14399	13	26	C	14615	43	26
A	30881	35	14	C	10314	37	2	C	12880	69	1	C	14131	33	3	C	14399	15	26	C	14619	45	31
A	30881	67	33	C	10372	5	2	C	12883	69	2	C	14153	67	39	C	14457	75	2	C	14627	61	8
A	30971	73	12	C	10482	39	7	C	12884	69	3	C	14168	41	23	C	14459	75	5	C	14627	63	5
A	31220	35	13	C	10487	23	1	C	12885	69	4	C	14172	47		C	14460	75	5	C	14629	67	20
A	32190	45	39	C	10549	57	15	C	12886	69	5	C	14180	43	26	C	14466	67	1	C	14644	41	24
A	35956	49	6	C	10657	17	14	C	12903	69	8	C	14186	37	4	C	14470	67	27	C	14645	31	24
A	37247	47	4	C	10678	17	3	C	12965	41	38	C	14187	37	15	C	14481	67	5	C	14646	77	1
A	40702	55	40	C	10836	59	3	C	12975	33	9	C	14194	35	4	C	14489	67	3	C	14647	77	2
A	40736	55	21	C	10898	67	10	C	12975	33	10	C	14195	43	14	C	14491	67	12	C	14653	45	42
A	40736	55	22	C	10898	75	4	C	13047	43	27	C	14199	41	17	C	14492	67	7	C	14654	45	43
A	41927	55	13	C	10898	77	7	C	13047	53	1	C	14200	35	6	C	14500	29	10	C	14655	43	27
A	43356	55	31	C	10898	77	15	C	13077	27	12	C	14201	35	7	C	14500	29	10	C	14655	53B	
A	43499	55	37	C	11529	17	18	C	13106	33	7	C	14209	29	5	C	14504	77	14	C	14655	41	19
A	44433	55	29	C	11529	43	16	C	13106	33	8	C	14210	29	5	C	14505	77	15	C	14656	77	6
A	50096	41	44	C	11545	17	19	C	13196	41	42	C	14213	29	4	C	14506	21	4	C	14687	23	5
A	50421	49	14	C	11545	43	17	C	13197	41	43	C	14222	41	39	C	14513	31	2	C	14690	73	13
A	62079	17	15	C	11635	31	8	C	13200	69	2	C	14222	41	37	C	14517	31	21	C	14692	73	10
A	70058	35	2	C	11642	49	7	C	13200	69	2	C	14223	41	37	C	14519	41	22	C	14695	73	9
A	70062	37	11	C	11643	49	8	C	13201	69	3	C	14224	23	3	C	14524	39	1	C	14698	73	11
A	70090	5	5	C	11644	49	4	C	13203	69	10	C	14228	61	12	C	14525	39	5	C	14699	73	7
A	70100	43	18	C	11644	49	4	C	13204	69	12	C	14228	63	9	C	14526	39	3	C	14700	71	16
A	70100	43	18	C	11906	33	5	C	13207	69	11	C	14240	23	1	C	14528	39	8	C	14703	71	17
A	70109	43	1	C	11942	31	26	C	13211	41	9	C	14241	23	1	C	14530	39	6	C	14709	71	18
A	70111	43	7	C	11942	47	9	C	13212	41	20	C	14243	43	28	C	14533	67	22	C	14710	71	
A	70111	49	18	C	12093	47	3	C	13241	41	5	C	14243	49	1	C	14534	31	15	C	14712	71	8
A	70112	49	21	C	12102	33	13	C	13241	41	5	C	14243	49	1	C	14537	57	9	C	14715	71	15
A	70112	51	4	C	12110	37	5	C	13261	41	40	C	14244	43	28	C	14539	61	7	C	14717	71	3
A	70185	37	8	C	12111	37	6	C	13266	41	8	C	14244	49	1	C	14539	61	7	C	14722	71	4
A	70202	57	8	C	12115	37	7	C	13289	39	2	C	14245	43	30	C	14539	63	4	C	14724	71	
A	72001	49	11	C	12115	37	7	C	13297	31	12	C	14246	23	6	C	14540	61	4	C	14725	71	14
A	72002	49	12	C	12126	35	19	C	13345	31		C	14247	43	23	C	14542	61	1	C	14728	31	22
A	72004	49	8	C	12127	47	5	C	13357	37	3	C	14248	43	24	C	14543	61	2	C	14728	31	
A	72004	49	8	C	12168	47	6	C	13360	39	1	C	14249	43	25	C	14544	61	3	C	14729	29	17

PART NO.	PAGE NO.	REF. NO.	PART NO.	PAGE NO.	REF. NO.
C	14730	29	17		
C	14783	53	19		
C	14784	53	14		
C	14816	53	2		
C	14817	53	7		
C	14818	53	8		
C	14819	53	11		
C	14820	53	11		
C	14822	53			
C	14823	53			
C	14827	53B	4		
C	14828	53B	7		
C	14829	53B	8		
C	14830	53B	9		
C	14831	53B	10		
C	14834	53B	13		
C	14836	53B	15		
C	14837	53B	5		
C	14838	53B	16		
C	14844	41	48		
C	14866	75	15		
C	14867	75	1		
C	14872	73	1		
C	14900	31	10		
C	14906	13	44		
C	14906	15	44		
C	14916	37	4		
C	14919	41	49		
C	14923	49	5		
C	14942	37	23		
C	14944	29	22		
C	14944	37	10		
C	14945	37	9		
C	14946	37	9		
C	14950	37	1		
C	14953	13	38		
C	14953	15	38		
C	14970	73	8		
C	14975	71	2		
C	14976	71	3		
C	14979	73	4		
C	14990	35	12		
C	14991	71	9		
C	15007	17	5		
C	15080	67	17		
C	15123	73	14		
C	15183	29	25		
C	15184	29	26		
C	15335	43	1		
C	15396	31	27		
C	15410	31	28		
C	15447	31	1		
C	15448	31	2		
C	15449	67	48		
C	15451	43	24		
C	15452	31	9		
C	15455	31	19		
C	15477	31	23		

PART NO.	PAGE NO.	REF. NO.	PART NO.	PAGE NO.	REF. NO.
C	15478	43	23		
C	15479	43	25		
C	15481	43	28		
C	15481	51	1		
C	15515	25	7		
C	15515	27B	7		
C	15556	25	11		
C	15556	27B	11		
C	15557	25	8		
C	15557	27B	8		
C	15632	37	19		
C	15633	47	10		
C	15690	63	10		
C	15691	63	11		
C	15692	63	12		
C	15693	63	13		
C	15694	63	14		
C	15695	63	15		
C	15717	25	1		
C	15718	25	3		
C	15718	27B	3		
C	15720	25	15		
C	15721	25	2		
C	15721	27B	1		
C	15726	43	7		
C	15726	51	1		
C	15730	51	3		
C	15731	51	4		
C	15732	51	5		
C	15733	51	6		
C	15734	51	7		
C	15735	51	8		
C	15737	51	10		
C	15738	51	11		
C	15739	51	12		
C	15740	51	13		
C	15743	25	14		
C	15744	25	17		
C	15946	31			
C	15961	23	4		
C	15970	67	45		
C	15971	67	42		
C	16095	67	46		
C	16097	67	44		
C	16098	67	43		
C	16099	67	41		
C	16101	43	15		
C	16128	71	20		
C	16255	31	27		
C	16295	41	27		
C	16297	47	2		
C	16305	29	23		
C	16305	37	18		
C	16443	31	7		
C	16484	29	1		
C	16485	29	1		
C	16516	53B	1		
C	16616	27B	19		

PART NO.	PAGE NO.	REF. NO.	PART NO.	PAGE NO.	REF. NO.
C	16699	41	11		
C	16700	41	13		
C	16744	41	3		
C	16786	25	13		
C	16786	27	4		
C	16786	27B	13		
C	17217	17	17		
C	17217	25	19		
C	17236	43	12		
C	17574	17	16		
C	17763	57	23		
C	17808	57			
G	17811	53	24		
C	18011	35	5		
C	18097	9	24		
C	18097	11	24		
C	18097	13	34		
C	18097	15	34		
C	18098	21	14		
C	18099	21	30		
C	18101	9	18		
C	18153	29	18		
C	18197	57	12		
C	18296	17	1		
C	18384	51	9		
C	18788	59	27		
C	18812	33	1		
C	18813	33	1		
C	18814	13	43		
C	18814	15	43		
C	18850	69	7		
C	18907	27B	2		
C	18908	27B	15		
C	18940	27B	17		
C	18999	59	30		
C	19037	53B			
C	19472	27B			
C	19740	71	1		
C	19740	71	1		
C	22571	57	11		
C	22571	59			
C	22573	59	10		
C	22637	41	14		
C	22638	41	12		
C	22671	25	9		
C	22671	27B	9		
C	22700	13	31		
C	22700	15	31		
C	22738	13	56		
C	22738	15	56		
C	22738	17	13		
C	22738	19	2		
C	22738	19	2		
C	23135	11	18		
C	23245	25	10		
C	23245	27	3		
C	23245	27B	10		
C	23506	25	18		

PART NO.	PAGE NO.	REF. NO.	PART NO.	PAGE NO.	REF. NO.
KO	23506	27	1		
KO	23506	27B	18		
C	23740	25	6		
C	23740	27	6		
C	23740	27B	6		
C	23839	57			
C	23858	13	45		
C	23858	15	45		
C	23860	13	57		
C	23860	15	57		
C	23860	17	2		
C	23870	59	12		
C	23902	17	21		
C	24135	59	10		
C	24138	13	8		
C	24141	15	7		
C	24141	15	8		
C	24192	41			
C	24221	57	7		
C	24301	57	16		
C	24433	37	3		
C	24435	37	1		
C	24438	37	9		
C	24729	17	11		
C	24731	53B	11		
C	24731	53B	12		
C	24884	7	21		
C	24884	7	44		
C	24885	7	25		
D	31945	41	4		
F	19892	19	7		
F	53109	51	2		
F	59014	27B	14		
G	49048	35	9		
H	43034	21	16		
KO	200372	19	15		
KO	200380	19	1		
KO	200383	19	4		
KO	200408	19	8		
KO	220174	13	49		
KO	220174	15	49		
KO	220174	59	6		
KO	220291	59	2		
KO	220476	59	11		
KO	230011	7	20		
KO	230011	7	43		
KO	230170	7	16		
KO	230170	7	39		
KO	230170	13	9		
KO	230170	15	9		
KO	230265	7	29		
KO	230265	7	52		
KO	230265	13	9A		
KO	230265	15	9A		
KO	230722	57	19		
KO	231032	7	5		
KO	231281	57	20		
KO	232535	57	21		

PART NO.	PAGE NO.	REF. NO.	PART NO.	PAGE NO.	REF. NO.
KO	232535	59	5		
KO	235003	9	11		
KO	235003	11	11		
KO	235004	9	7		
KO	235004	11	7		
KO	235007-S	7	17		
KO	235007-S	7	40		
KO	235007-S	13	10		
KO	235007-S	15	10		
KO	235008	7	15		
KO	235008	7	38		
KO	235010	7	19		
KO	235010	7	42		
KO	235011	7	18		
KO	235011	7	41		
KO	235025	13	16		
KO	235025	13	52		
KO	235025	15	16		
KO	235025	15	52		
KO	235026	13	17		
KO	235026	15	17		
KO	235047	7	9		
KO	235048	7	6		
KO	235048	13	50		
KO	235048	15	50		
KO	235052	17	7		
KO	235053	7	27		
KO	235053	7	50		
KO	235054	17	14		
KO	235057	13	59		
KO	235057	15	59		
KO	235070	13	29		
KO	235070	13	54		
KO	235070	15	29		
KO	235070	15	54		
KO	235084	21	19		
KO	235085	21	18		
KO	235086	21	17		
KO	235117	7	8		
KO	235118	7	7		
KO	235125-S	13	11		
KO	235125-S	15	11		
KO	235125-S	21	29		
KO	235175	13	2		
KO	235175	15	2		
KO	235207	17	6		
KO	235277	21	23		
KO	235287	9	2		
KO	235288	9	16		
KO	235289	9	16		
KO	235290	9	16		
KO	235353	13	20		
KO	235353	13	53		
KO	235353	15	20		
KO	235353	15	53		
KO	275690	21	13		
KOA	536	5	9		
KOA	231533	59	1		
KOA	235100	5	1		



PART NO.	PAGE NO.	REF. NO.	
218-	5107	45	44
219-	403	37	4
219-	404	33	6
219-	404	33	7
219-	404	35	20
219-	405	71	2
221-	4	41	7
221-	12	47	11
221-	412	67	19
221-	1130	73	1
221-	1139	73	6
221-	1375	73	5
221-	1422	73	2
321-	18	61	6
321-	18	63	3
321-	1571	63	1
353-	157	31	20
353-	441	23	8

**INGERSOLL**  
Ingersoll Equipment Co., Inc.