



**COMPACT TRACTOR  
MODEL 446  
Before S/N 9728158  
Parts Catalog C1279**

10-81-OP-1750

**NOTE:** This parts catalog covers all models prior to above serial number, and replaces catalog B1279.



**ALPHABETICAL INDEX**

**ENGINE SECTION**

	PAGE	GRID		PAGE	GRID
Air Filter .....	5	A6	Exhaust System .....	21	B8
Baffles and Shields .....	19-21	B6-B8	Fan .....	27-27B	B14-C2
Battery .....	51	D4	Flywheel, Engine .....	9	A10
Camshaft .....	9	A10	Fuel System .....	5-23	A6-B10
Carburetor .....	5-7	A6-A8	Governor .....	15-19	B2-B6
Choke and Throttle .....	23	B10	Housing, Blower .....	19	B6
Clutch, PTO .....	27-27B	B14-C2	Oil Pan .....	15	B2
Crankshaft .....	9	A10	Oil Pump .....	15	B2
Electrical System .....	19-51	B6-D14	Pistons and Rods .....	9	A10
Engine Block .....	11-13	A12-A14	Starter Motor .....	17-19	B4-B6

**BASIC TRACTOR SECTION**

	PAGE	GRID		PAGE	GRID
Axle - Front .....	33	C8	Implement Lift, Hydraulic .....	49	D12
Axle - Rear .....	47	D10	Instruments .....	51	D14
Baffles & Heat Shields .....	19-21	B6-B8	Model D10 Wheel Weights .....	65	E14
Brakes .....	37	C12	Model F27 Three Point Hitch Adapter .....	61	E10
Clutch, Assembly, PTO Linkage .....	25	B12	Model H26 Three Point Hitch .....	59	E8
Control - Speed .....	41	D2	Model H24 Sleeve Hitch .....	63	E12
Decals .....	57	E6	Model H13 Weight Box .....	67	F2
Electrical System .....	19-51	B6-D14	Model H18 Counterweight Brackets .....	67	F2
Exhaust Extension Kit .....	65	E14	Model J17 Hydraulic PTO Kit .....	69-71	F4-F6
Fenders .....	31	C6	Model K19 and J19 Flow Control Valve Kit .....	73	F8
Frame .....	29	C4	PTO Clutch .....	27-27B	B14-C2
Grille .....	29	C4	Seat, Operator's .....	31	C6
Hitch .....	35	C10	Steering Wheel & Gear .....	35	C10
Hood .....	29	C4	Tail Lamp .....	55	E4
Hydraulics .....	39-45	C14-D8	Tool Box .....	31	C6
Coupling, Pump Drive .....	39-43	C14-D4	Transmission .....	47	D10
Hoses, Lines & Fittings .....	39	C14	Wheels, Front & Rear .....	37	C12
Motor, Hydraulic Drive .....	39-41	C14-D2			
Pump .....	39-43B	C14-D6			
Reservoir Mtg. .....	39	C14			
Valve, Hydraulic .....	45	D8			

**J I Case**  
A Tenneco Company  
**OPE Division**  
Technical Publications  
119 S. First Street  
Winneconne, Wis. 54986



**Indexes**

This parts Catalog is arranged for easy identification of Genuine CASE Service Parts. An alphabetical index is provided at the front of this Catalog to locate the major groups or assemblies. A numerical index at the rear of the Catalog gives the part numbers and the pages on which they are described.

**Illustrations**

All parts are illustrated in "Exploded Views" which show the individual parts in their normal relationship to each other. Reference numbers are used in the illustrations. These numbers correspond to those in the "Reference Number" column and are followed by the part number, description and quantity required.

**Orders**

Orders should plainly specify correct part number, full description, quantity required, machine model and engine model, machine and engine serial numbers, method of shipment and shipping address.

**Changes**

When changes to the machine make it necessary, revised pages for this book will be issued. The revised pages will be issued with the same page number as those they replace and the "issue" number and date will be advanced.

It is imperative that revised Parts Book pages be inserted into their respective Parts Books as soon as received. Failure to do so will lead to confusion and defeat the purpose of the book.

**Indented Description**


Indented parts in the descriptive list are a part of the preceding assembly, or sub-assembly.

The quantity shown in the "Number Required" column is the number of parts used on a machine except where parts are indented in descriptive list. In this case the quantity shown is the number required for the preceding assembly or sub-assembly.


REF.	PART NO.	DESCRIPTION	REQ'D
	A 55159	CYLINDER ASSY - rear steering	1
28	A 56208	SOCKET ASSY - rear cylinder	1
29	A 55956	PLUG - adjusting, socket assy	1
30	A 55957	SEAT - socket ball	2
31	A 56210	SPRING - socket	1
32	A 56209	SEAT - socket spring	1
33	G 45175	CLAMP ASSY - socket assy	1
	16- 836	BOLT - 1/2" x 2-1/4" N.F. hex.	1
34	132- 104	PIN - cotter, 3/16" x 3"	1
35	A 55889	STUD - ball, socket & cylinder	2
36	13- 410	BOLT - 1/4" x 5/8" N.C., hex.	4
37	92- 4	LOCKWASHER - 1/4" SAE	4

**Terms "Right Hand" and "Left Hand"**

"Right Hand" and "Left Hand" sides of this machine are determined by standing at the rear of the unit and facing in the direction of forward travel.



TRACTOR MODEL AND SERIAL NUMBER



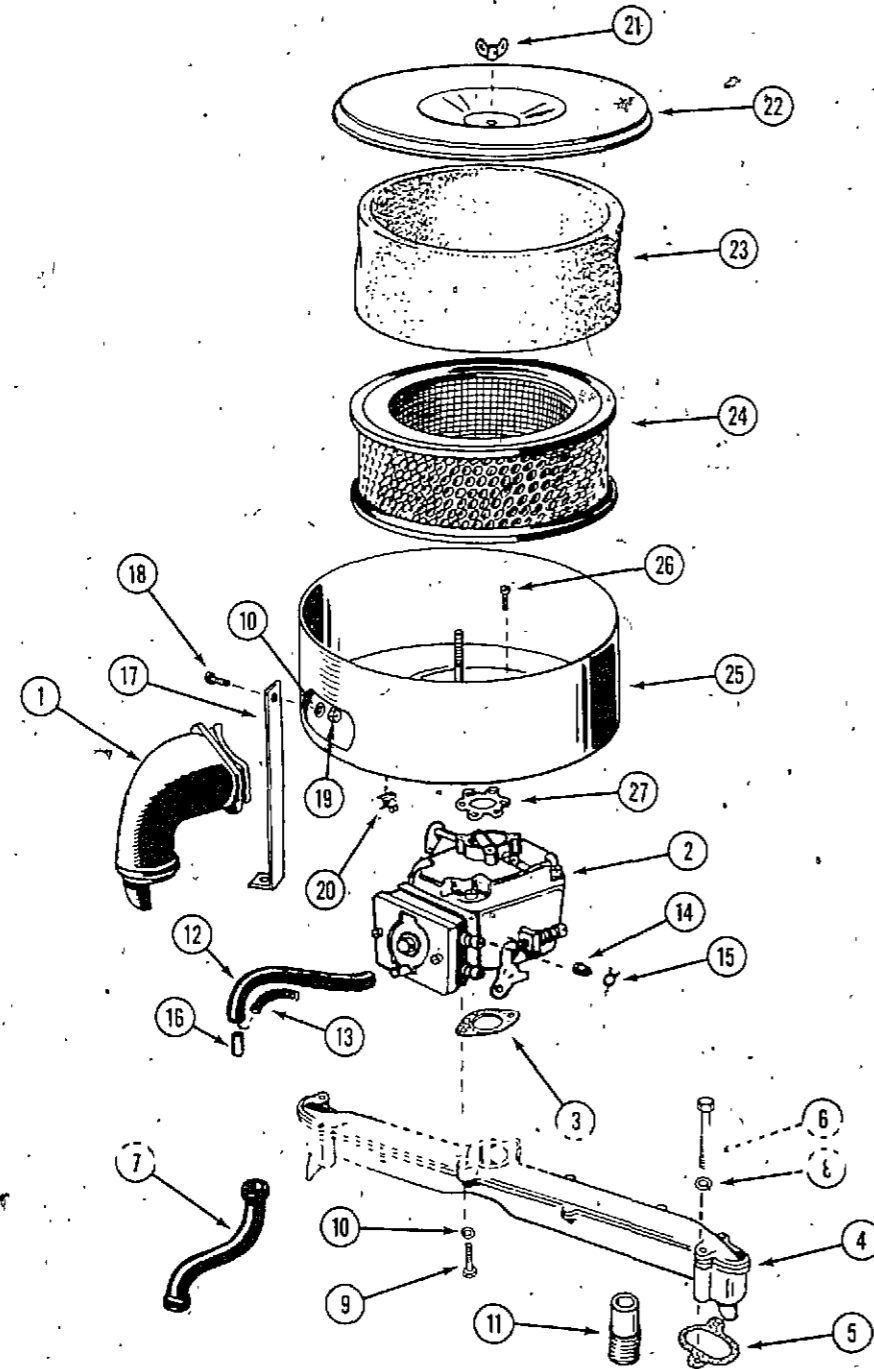
ENGINE MODEL, SERIAL AND SPECIFICATION NUMBERS (UNDER TRACTOR MUFFLER ON EARLIER MODELS)

TRACTOR MODEL DESIGNATIONS	ENGINE MODEL DESIGNATIONS
446 TRACTOR	ONAN BF-MS C19029 ENGINE SPEC. NO. 2434A, 2434B, 2891D and 2891E

**SERIAL NUMBERS**

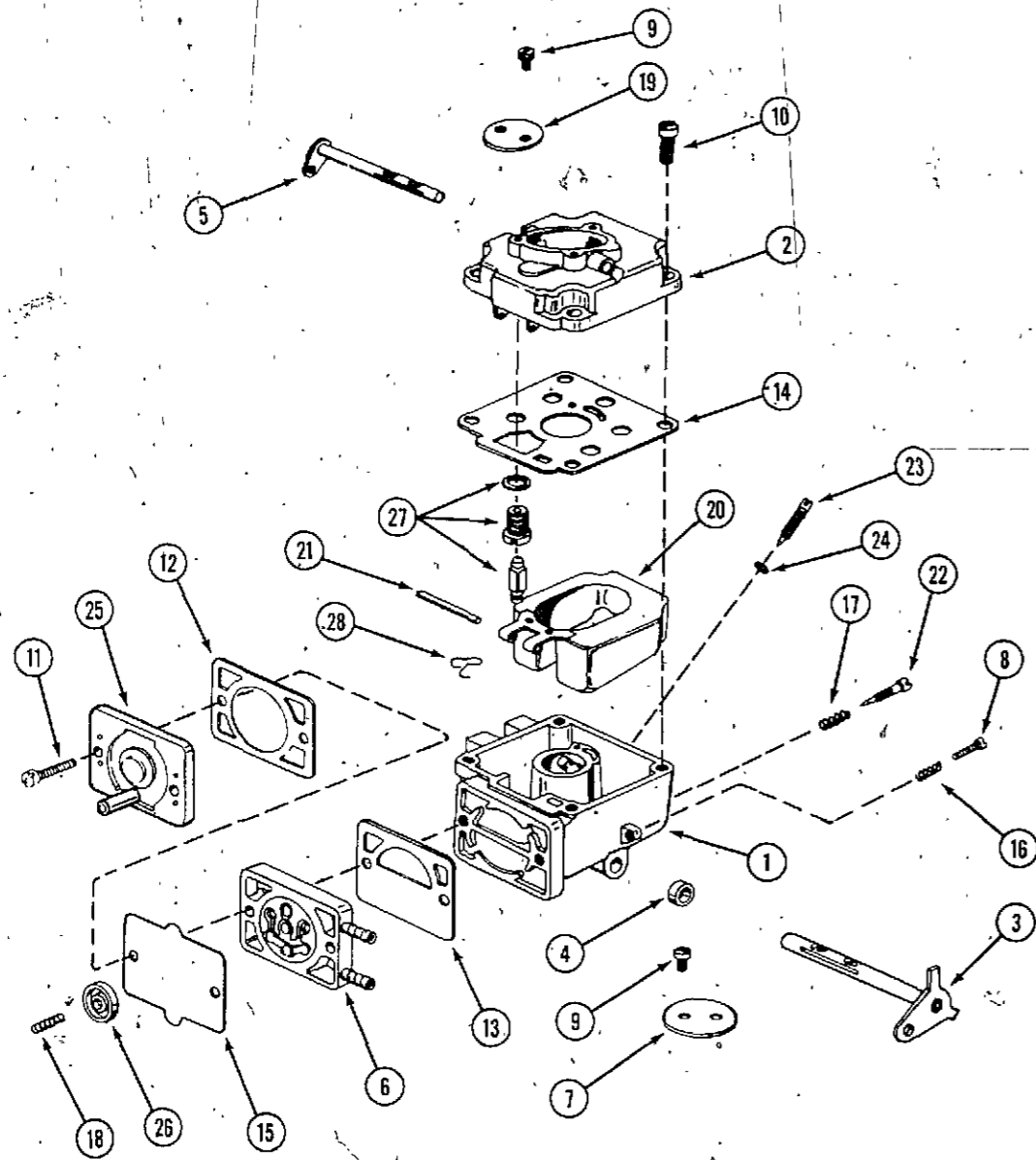
When using this catalog, notice the reference to serial numbers of various components noted here and listed in the "description" copy. By referring to correct serial numbers, proper parts identification will be assured.

CARBURETOR, AIR FILTER AND MANIFOLD

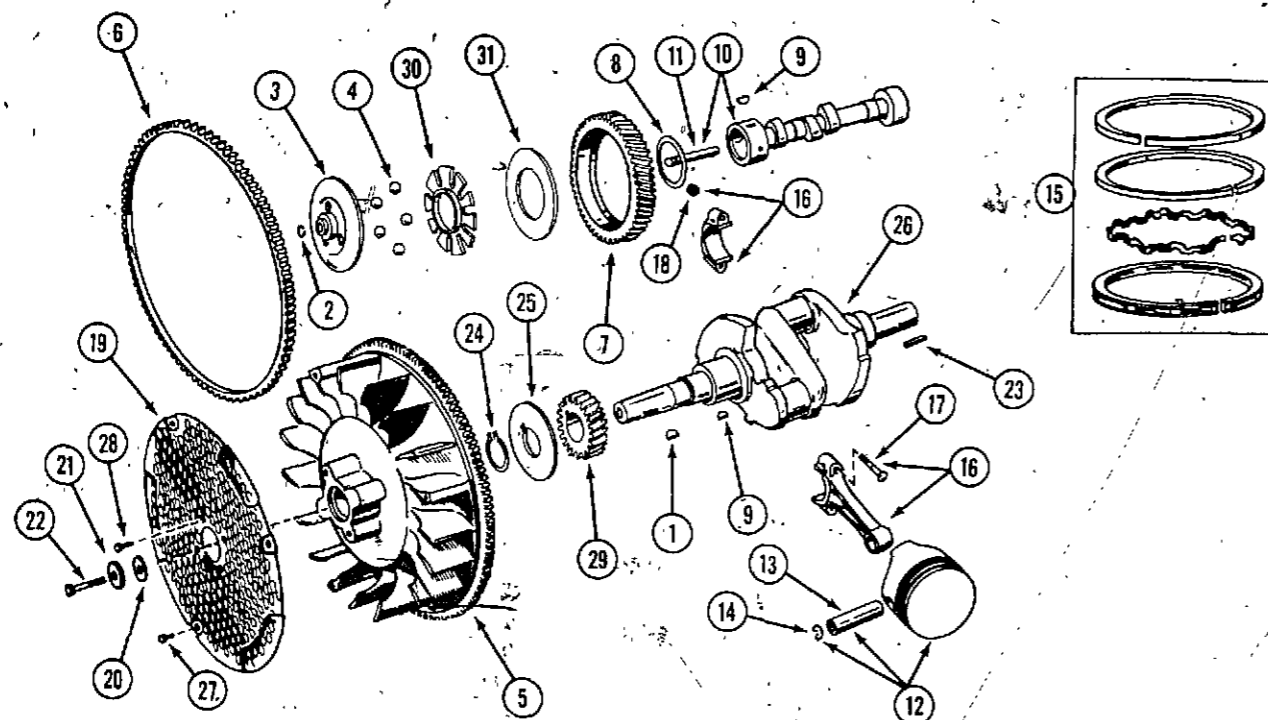


REF.	PART NO.	DESCRIPTION	REQ'D
1	C 20387	TUBE - air intake	1
2	NSS	CARBURETOR AND FUEL PUMP ASSEMBLY (repairs page 7) (use C24926 for service)	1
3	C 20389	GASKET - Carburetor mtg.	1
4	C 20390	MANIFOLD - engine intake	1
5	C 26202	GASKET - intake manifold	2
6	113- 110	BOLT - manifold 5/16" x 2-1/4"	4
7	C 20261	HOSE - breather	1
8	92- 5	LOCKWASHER - 5/16"	4
9	113- 17	BOLT - 1/4 x 1-1/4" n.c. hex	2
10	92- 4	LOCKWASHER - 1/4"	3
11	C 20401	NIPPLE - exhaust, 1" x 2-1/2"	2
12	C 23300	HOSE - fuel pump	1
13	C 20406	SPRING - fuel pump hose	1
14	C 20411	CAP - fuel pump	1
15	214- 253	CLAMP - hose 7/16"	1
16	C 20412	TUBE - fuel pump vacuum (in eng. block)	1
17	C 20393	SUPPORT - air cleaner	1
18	113- 1	BOLT - 1/4 x 1/2" n.c. hex	1
19	25- 104	NUT - 1/4" n.c. hex	1
20	C 20407	CLIP - choke cable	2
21	129- 505	NUT - wing 1/4"	1
22	C 20399	COVER - air cleaner	1
23	C 20405	PRE-CLEANER	1
24	C 20398	ELEMENT - air cleaner	1
25	C 20397	HOUSING - air cleaner	1
26	C 20404	SCREW - #10 x 3/8" round head	3
27	C 20396	GASKET - air cleaner mtg.	1

**C24328, C20388 AND C24926 CARBURETOR AND FUEL PUMP ASSEMBLY**  
**C24328 — ENGINE SPEC. NO. 3264F AND AFTER (USE C24926 FOR REPLACEMENT)**  
**C20388 — ENGINE SPEC. NO. 3177E AND BEFORE (USE C24926 FOR REPLACEMENT)**  
**C24926 — REPLACEMENT CARBURATOR**

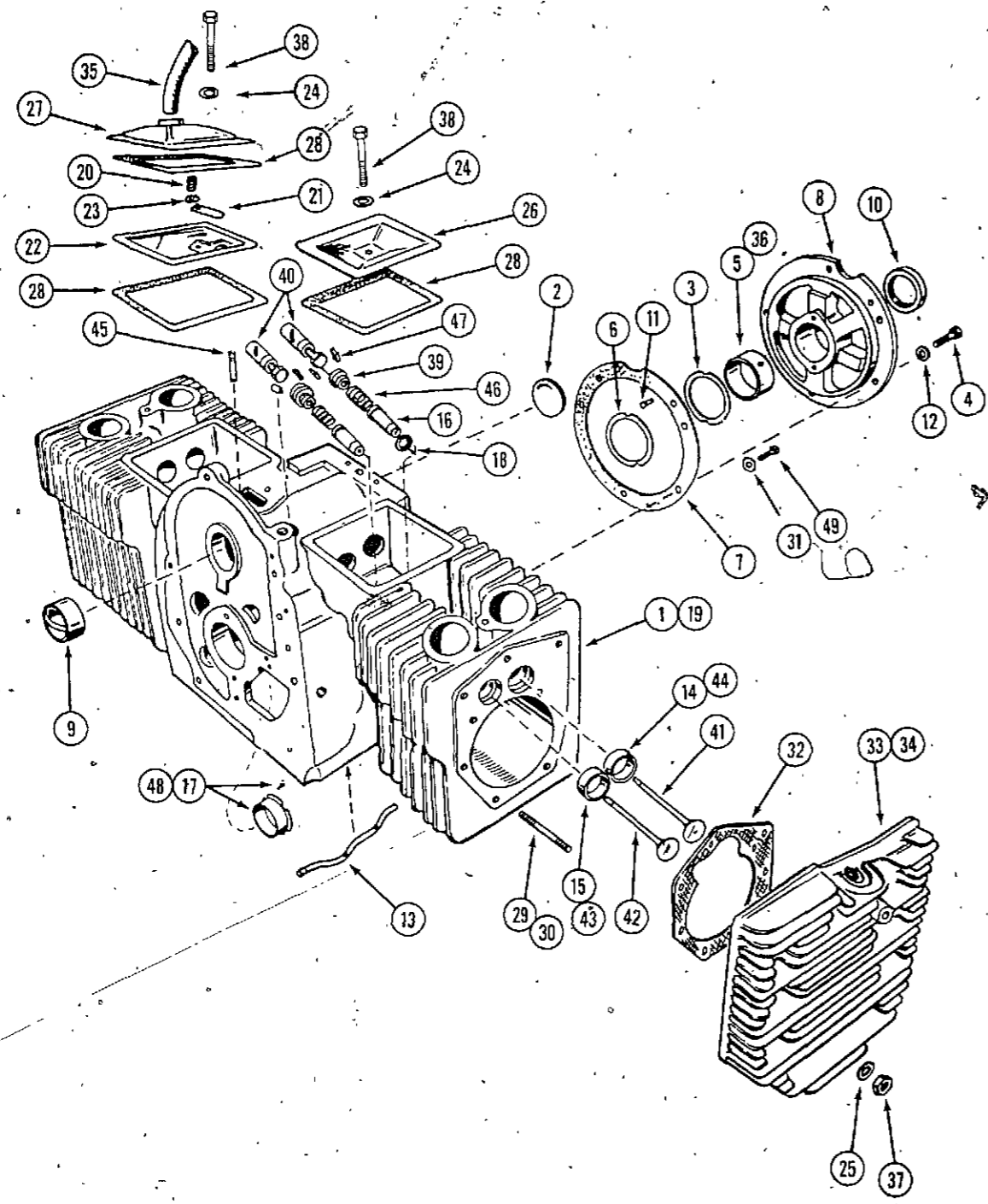


REF.	PART NO.	DESCRIPTION	REQ'D
1	NSS	BODY ASSEMBLY - carburetor (order C24926 carburetor)	1
2	NSS	SLEEVE ASSEMBLY - carburetor (order C24926 carburetor)	1
3	C 20425	SHAFT - throttle (See kit below)	1
4	C 20426	PACKING - shaft (See kit below)	1
5	C 20427	SHAFT - choke	1
6	C 20428	VALVE - plate assembly (See kit below)	1
7	C 20429	FLY - throttle (Use engine Spec. No. 3177E and before)	1
7	C 24663	FLY - throttle (Use engine Spec. No. 3264F and after)	1
8	C 20430	SCREW - throttle stop	1
9	C 20431	SCREW - fly mounting (See kit below)	4
10	C 20432	SCREW - bowl cover mtg.	4
11	C 20433	SCREW - pump cover	2
12	C 20434	GASKET - cover to valve plate (See Kit below)	1
13	C 20435	GASKET - pump cover (See kit below)	1
14	C 20436	GASKET - sleeve assembly (See kit below)	1
15	C 20437	DIAPHRAGM - fuel pump (See kit below)	1
16	C 20438	SPRING - screw, throttle stop	1
17	C 20439	SPRING - idle needle (See kit below)	1
18	C 20440	SPRING - diaphragm, fuel pump (See kit below)	1
19	C 20441	FLY - choke	1
20	C 20442	FLOAT ASSEMBLY - carburetor	1
21	C 20443	PIN - float (See kit below)	1
22	C 20444	NEEDLE - idle adjust (See kit below)	1
23	C 20445	NEEDLE ASSEMBLY - power	1
24	C 20446	"O" RING - needle assembly	1
25	C 20447	COVER - fuel pump	1
26	C 20448	PLATE - spring, fuel pump (See Kit below)	1
27	C 20449	INLET - needle and seat assembly (See kit below)	1
28	C 20450	CLIP - float pin (See kit below)	1
	C 20451	KIT - gasket set (includes items 4, 12, 13 and 14) (use engine Spec. No. 3177E and before)	1
	C 24665	KIT - gasket set (includes items 4, 12, 13 and 14) (use engine Spec. No. 3264F and after)	1
	C 20452	KIT - repair (includes items 3, 6, 9, 15, 17, 18, 21, 22, 26, and gasket kit) (use engine Spec. No. 3177E and before)	1
	C 24666	KIT - repair (includes items 3, 6, 9, 15, 17, 18, 21, 22, 26, and gasket kit) (use engine Spec. No. 3264F and after)	1



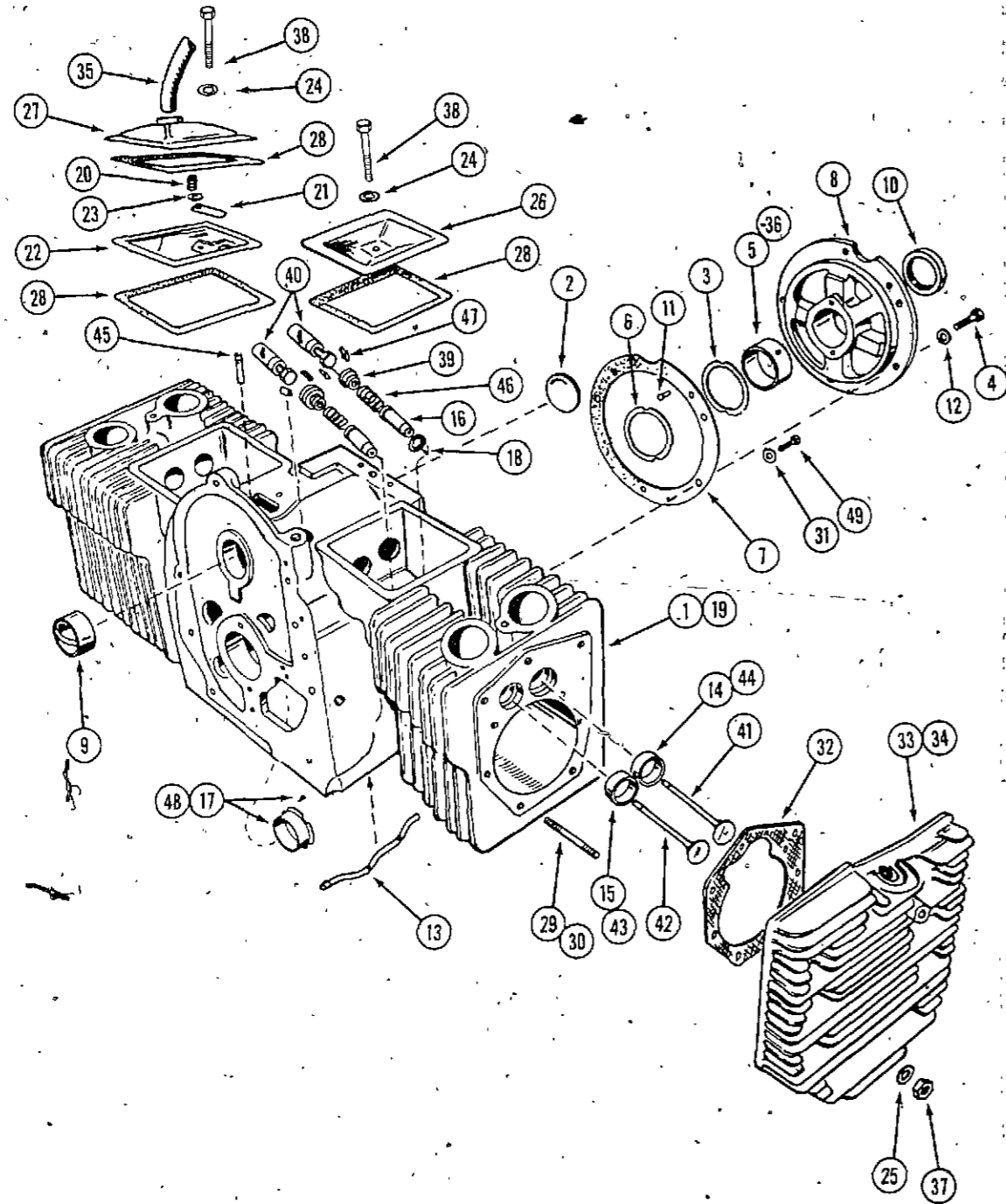
PISTON, CRANKSHAFT, FLYWHEEL AND CAMSHAFT

REF.	PART NO.	DESCRIPTION	REQ'D
1	126- 13	KEY - woodruff 3/16" x 3/4", flywheel mtg.	1
2	C 20223	RING - camshaft center pin	1
3	C 22260	CUP - governor	1
4	211- 14	BALL - fly, governor.	5
5	C 20227	FLYWHEEL - eng. (includes ring gear & magnet ring)	1
6	C 20226	GEAR - ring, flywheel	1
7	C 22261	GEAR - camshaft	1
8	C 20229	WASHER - thrust, camshaft gear	1
9	126- 9	KEY - woodruff 1/8" x 1/2"	2
10	C 23304	CAMSHAFT - (includes C 20233 pin)	1
11	C 20233	PIN - camshaft center	1
12	C 23305	PISTON AND PIN ASSEMBLY - standard (includes item 14)	2
12	C 23306	PISTON AND PIN ASSEMBLY - .005" oversize (includes item 14)	2
12	C 23307	PISTON AND PIN ASSEMBLY - .010" oversize (includes item 14)	2
12	C 23308	PISTON AND PIN ASSEMBLY - .020" oversize (includes item 14)	2
12	C 23309	PISTON AND PIN ASSEMBLY - .030" oversize (includes item 14)	2
12	C 23310	PISTON AND PIN ASSEMBLY - .040" oversize (includes item 14)	2
13	C 20240	PIN - piston	2
14	C 20241	RETAINER - piston pin	4
15	C 23311	RING SET - piston, (standard)	2
15	C 23312	RING SET - piston, (.005" oversize)	2
15	C 23313	RING SET - piston, (.010" oversize)	2
15	C 23314	RING SET - piston, (.020" oversize)	2
15	C 23315	RING SET - piston, (.030" oversize)	2
15	C 23316	RING SET - piston, (.040" oversize)	2
16	C 20202	CONNECTING ROD ASSEMBLY - (standard) includes 17 and 18	2
16	C 20203	CONNECTING ROD ASSEMBLY - (.010" undersize) includes 17 and 18	2
16	C 20204	CONNECTING ROD ASSEMBLY - (.020" undersize) includes 17 and 18	2
16	C 20205	CONNECTING ROD ASSEMBLY - (.030" undersize) includes 17 and 18	2
17	C 20212	BOLT - connecting rod, special 5/16" n.f. hex	4
18	131- 527	NUT - lock, connecting rod 5/16" n.f. hex	4
19	C 20215	SCREEN - flywheel	1
20	C 20303	WASHER - 7/16" flywheel mtg.	1
21	92- 7	LOCKWASHER - 7/16"	1
22	113- 321	BOLT - 7/16" x 4" n.c. hex, flywheel mtg.	1
23	T 25070	KEY - 1/4 x 1/4" sq. x 2", rear crankshaft	1
24	R 13338	RETAINER - crankshaft gear	1
25	C 20219	WASHER - retaining, crankshaft gear	1
26	C 22500	CRANKSHAFT - engine	1
27	182- 547	SCREW - locking 1/4 x 1/2" n.c. hex	3
28	C 20222	SCREW - locking 5/16" x 1/2" n.c. hex	2
29	C 22262	GEAR - crankshaft	1
30	C 22263	SPACER - governor flyball	1
31	C 22264	PLATE - governor flyball	1



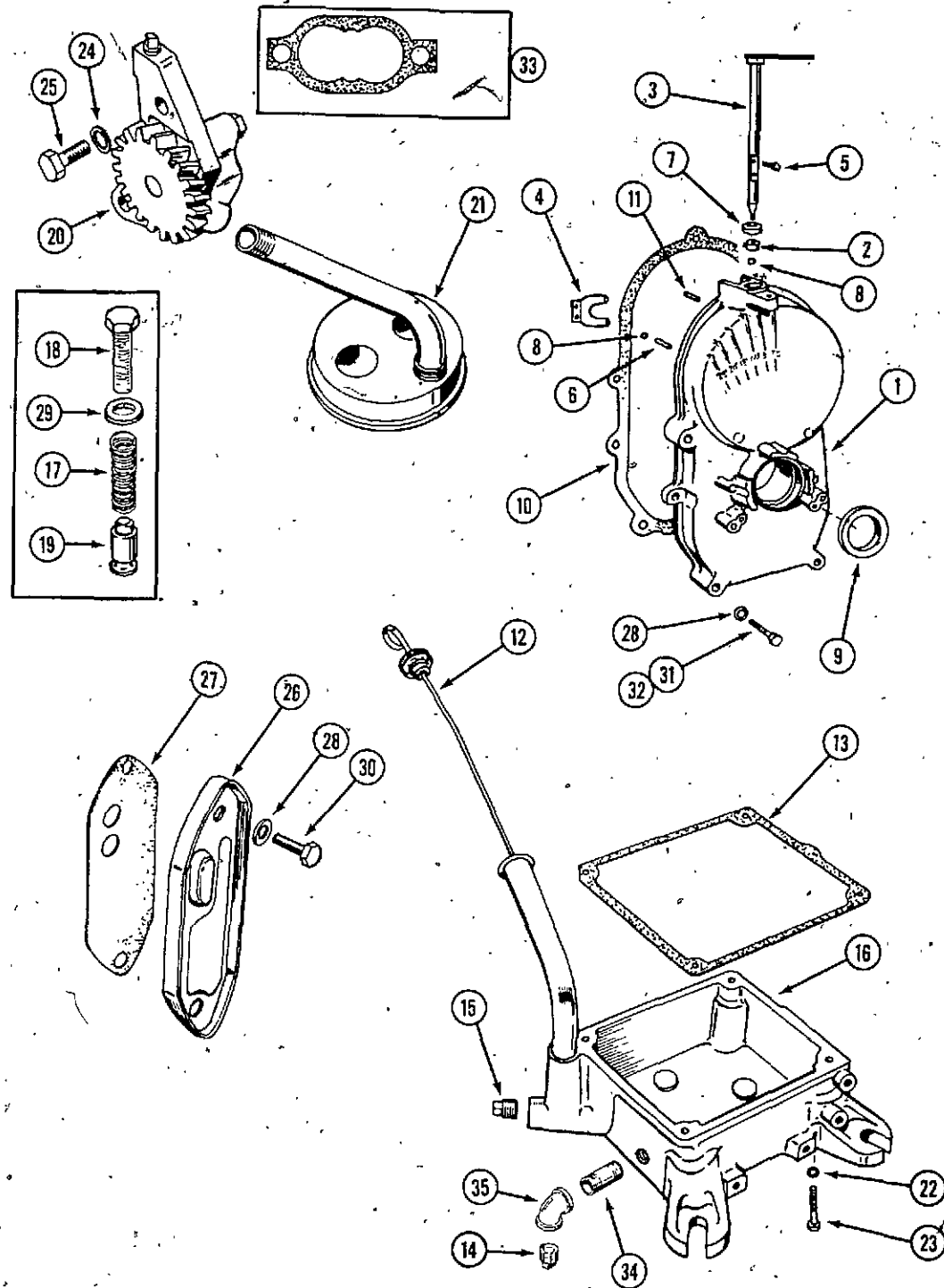
ENGINE BLOCK AND ATTACHING PARTS

REF.	PART NO.	DESCRIPTION	REQ'D
1	C 23318	BLOCK ASSEMBLY - cylinder, standard bore	1
2	41- 26	PLUG - camshaft expansion	1
3	C 20256	SHIM - rear bearing plate (.005")	1
4	113- 208	BOLT - 3/8 x 1-1/4" n.c. hex	5
5	C 22618	BEARING - crankshaft, rear (std.)	1
6	C 20267	WASHER - thrust, crankshaft bearing	2
7	C 20268	GASKET - bearing plate	1
8	C 20269	PLATE - bearing (excludes bearing)	1
9	C 20270	BEARING - camshaft	2
10	C 20271	SEAL - bearing plate	1
11	C 20272	PIN - main bearing stop	4
12	92- 6	LOCKWASHER - 3/8" bearing plate	5
13	C 20279	TUBE - oil, crankcase	1
14	C 20287	INSERT - valve seat, intake	2
15	C 20282	INSERT - valve seat, exhaust	2
16	C 20292	GUIDE - valve	4
17	C 20295	BEARING - crankshaft front (std.)	1
18	C 20302	GASKET - valve guide, intake	2
19	C 21568	BLOCK ASSEMBLY - short (includes: cylinder and crankcase, gear case, rods, pistons, rings, valves, oil pump and breather tube)	1
20	C 20243	SPRING - breather valve	1
21	C 20244	VALVE - breather	1
22	C 20245	BAFFLE - breather	1
23	195- 2010	WASHER - 1/4"	1
24	C 20247	WASHER - 1/4" copper	2
25	C 20248	WASHER - 5/16"	18
26	C 20250	COVER - valve	1
27	C 20249	COVER - valve (with breather port)	1
28	C 20251	GASKET - valve cover	3
29	C 20253	STUD - cylinder head 5/16 x 2-5/16" n.f.	6
30	C 20254	STUD - cylinder head 5/16 x 2-1/16" n.f.	12
31	C 20574	WASHER - copper 3/8"	2
32	C 20257	GASKET - cylinder head	2
33	C 20258	HEAD - L.H. No. 1	1
34	C 20259	HEAD - R.H. No. 2	1
35	C 20261	HOSE - breather	1
36	C 22619	BEARING - crankshaft, rear (.002 undersize)	1
36	C 22620	BEARING - crankshaft, rear (.010 undersize)	1
36	C 22621	BEARING - crankshaft, rear (.020 undersize)	1
36	C 22622	BEARING - crankshaft, rear (.030 undersize)	1
37	129- 102	NUT - cylinder head 5/16" n.c. hex	18
38	113- 132	BOLT - valve cover 1/4" x 1-3/4" hex	2
39	C 20517	RETAINER - valve spring	4
40	C 20276	TAPPET - valve (standard)	4
40	C 20470	TAPPET - valve (.001" oversize)	4



ENGINE BLOCK AND ATTACHING PARTS

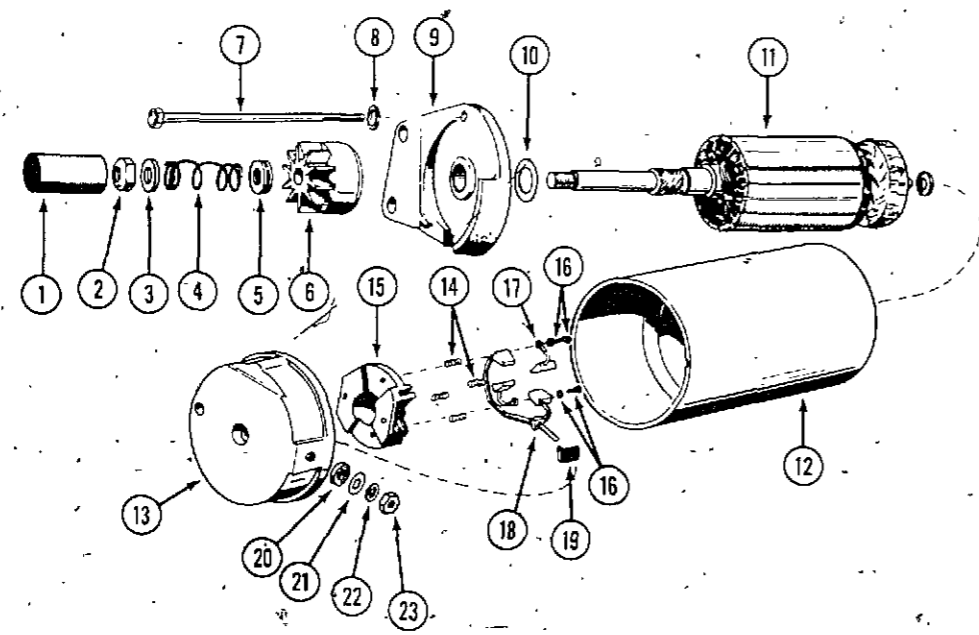
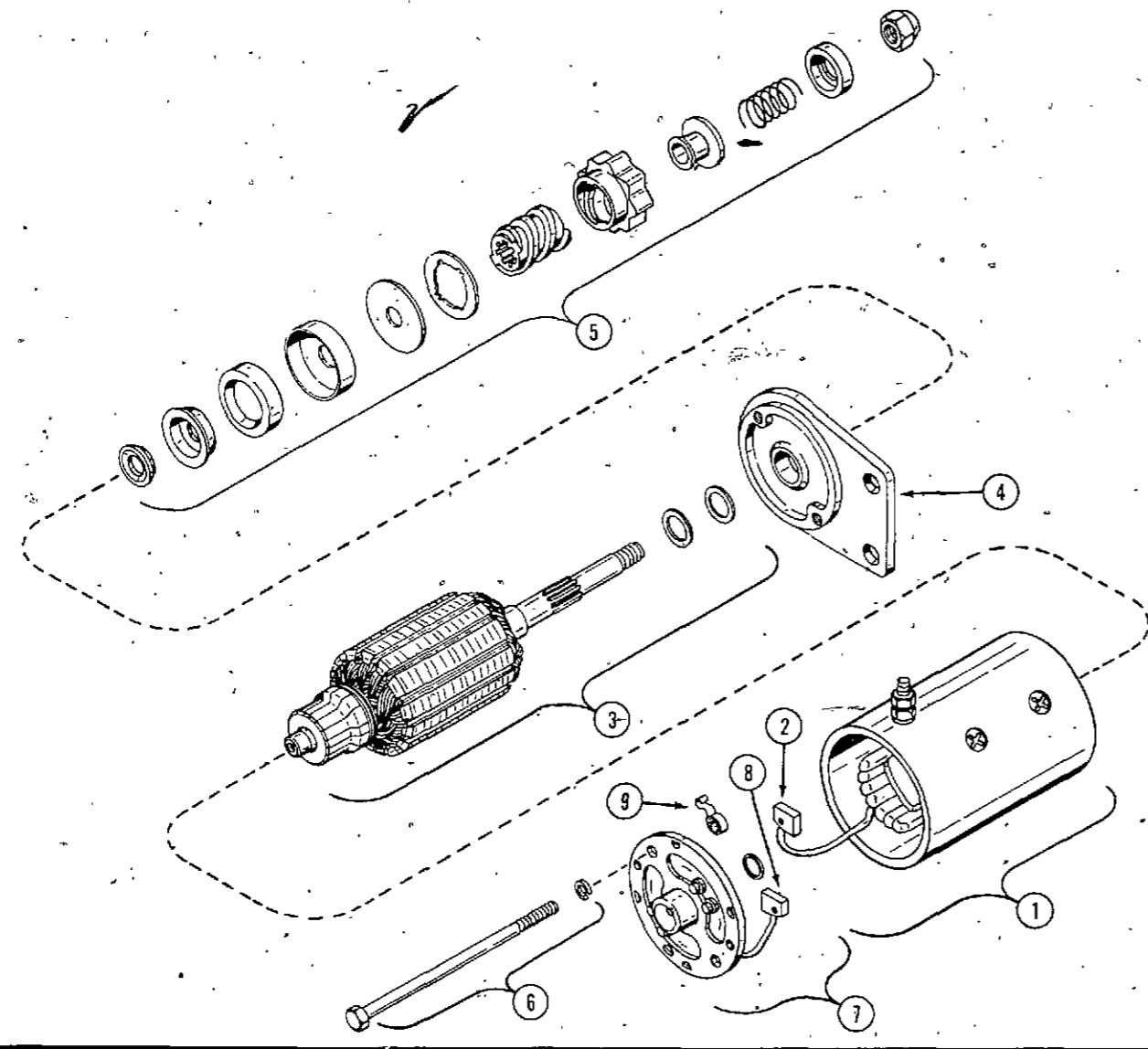
REF.	PART NO.	DESCRIPTION	REQ'D
40	C 20471	TAPPET - valve (.002" oversize)	4
40	C 20277	TAPPET - valve (.005" oversize)	4
41	C 26145	VALVE - intake	2
42	C 26146	VALVE - exhaust	2
43	C 20283	INSERT - valve seat, exhaust (.002" oversize)	2
43	C 20284	INSERT - valve seat, exhaust (.005" oversize)	2
43	C 20285	INSERT - valve seat, exhaust (.010" oversize)	2
43	C 20286	INSERT - valve seat, exhaust (.025" oversize)	2
44	C 20288	INSERT - valve seat, intake (.002" oversize)	2
44	C 20289	INSERT - valve seat, intake (.005" oversize)	2
44	C 20290	INSERT - valve seat, intake (.010" oversize)	2
44	C 20291	INSERT - valve seat, intake (.025" oversize)	2
45	C 20412	TUBE - fuel pump vacuum	1
46	C 20293	SPRING - valve	4
47	C 20294	LOCK - valve and spring	8
48	C 20296	BEARING - crankshaft, front (.002" undersize)	1
48	C 20297	BEARING - crankshaft, front (.010" undersize)	1
48	C 20298	BEARING - crankshaft, front (.020" undersize)	1
48	C 20299	BEARING - crankshaft, front (.030" undersize)	1
49	113- 206	BOLT - 3/8 x 3/4" n.c. hex	2
50	C 20377	KIT - gasket, engine	1
	C 20355	KIT - gasket, carbon removal (includes: valve cover gaskets, cylinder head gaskets, and intake manifold gaskets)	1
	C 20378	KIT - overhaul, engine (includes: valves, valve springs and retainers, ring set, breather tube, points, plugs, condenser, crankshaft retaining ring, air cleaner element, carburetor gasket kit and engine gasket kit)	1



OIL BASE, OIL PUMP AND GEAR COVER

REF.	PART NO.	DESCRIPTION	REQ'D
1	C 22631	COVER ASSEMBLY - gear	1
2	C 20305	BEARING - governor shaft	1
3	C 22632	SHAFT AND ARM ASSEMBLY - governor	1
4	C 20307	YOKE - governor shaft	1
5	182- 84	SCREW - yoke retaining	2
6	C 20309	PIN - governor, cup stop	1
7	C 20310	SEAL - oil, governor shaft	1
8	211- 5	BALL - governor shaft bearing	1
9	C 20312	SEAL - gear cover	1
10	C 20313	GASKET - gear cover	1
11	C 23320	PIN - gear cover 5/16 x 1-1/8"	2
12	C 20315	DIPSTICK - oil level indicator	1
13	C 20316	GASKET - oil pan	1
14	221- 14	PLUG - oil base, 1/2" sq. head	1
15	221- 1844	PLUG - oil base, 1/2" socket head	1
16	C 22633	BASE - oil	1
17	C 20320	SPRING - oil by-pass	1
18	14- 616	BOLT - oil by-pass 3/8 x 1" n.c. hex	1
19	C 20322	VALVE - oil by-pass	1
20	C 20323	PUMP - oil	1
21	C 23321	INTAKE - oil pump (includes cup, screen and pipe)	1
22	92- 6	LOCKWASHER - 3/8"	4
23	13- 640	BOLT - 3/8 x 2-1/2" n.c. hex	4
24	92- 4	LOCKWASHER - 1/4"	2
25	113- 4	BOLT - 1/4 x 1" n.c. hex	2
26	C 20329	COVER - oil filter pad	1
27	C 20330	GASKET - oil filter cover	1
28	C 20331	WASHER - 5/16" copper	7
29	C 20574	WASHER - 3/8" copper	1
30	113- 102	BOLT - 5/16" x 3/4" n.c. hex	2
31	113- 120	BOLT - 5/16 x 1-3/4"	4
32	113- 110	BOLT - 5/16 x 2-1/4"	1
33	C 20325	KIT - gasket, oil pump	1
34	221- 1190	NIPPLE - oil drain	1
35	221- 1377	ELBOW - oil drain	1





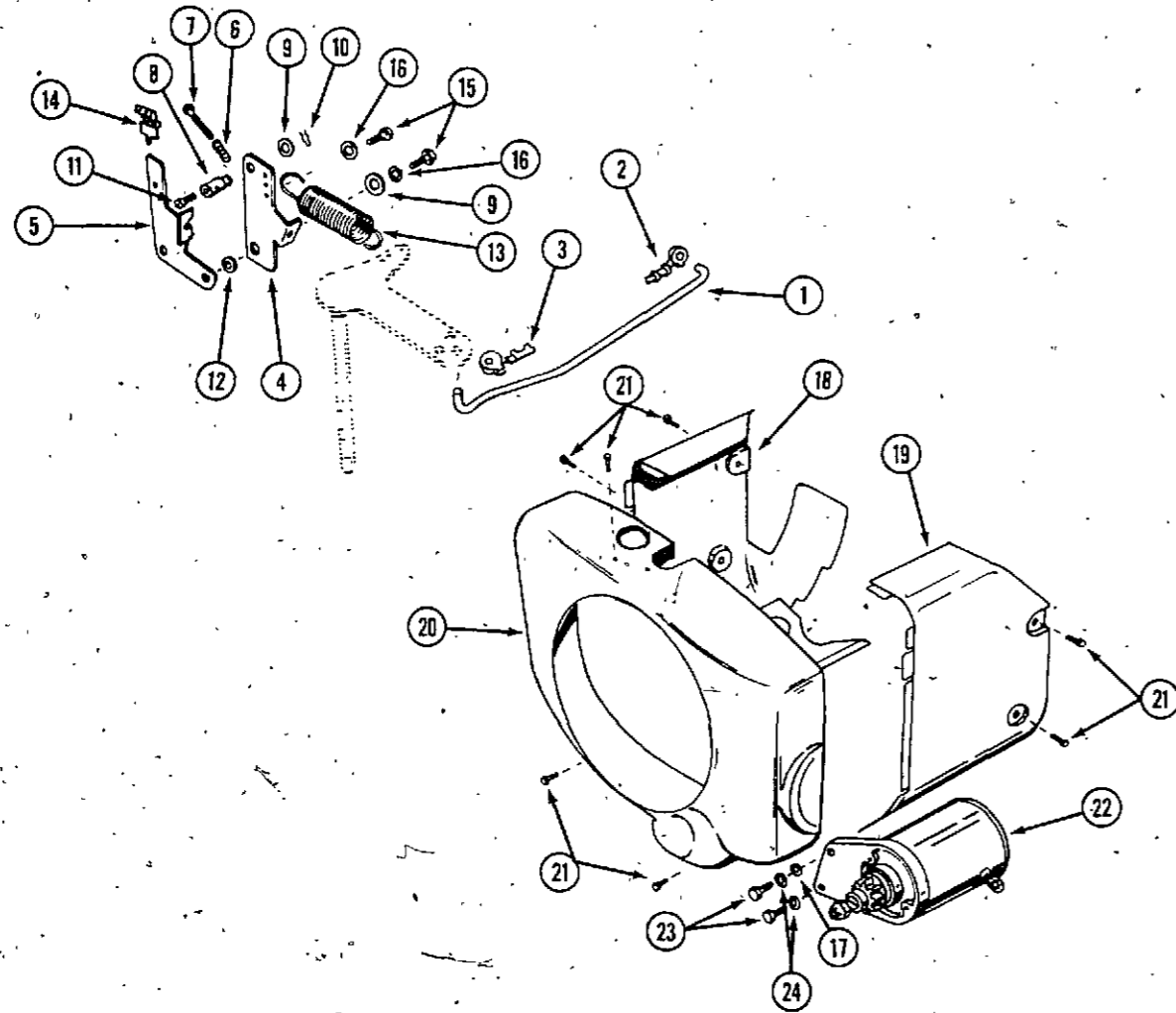
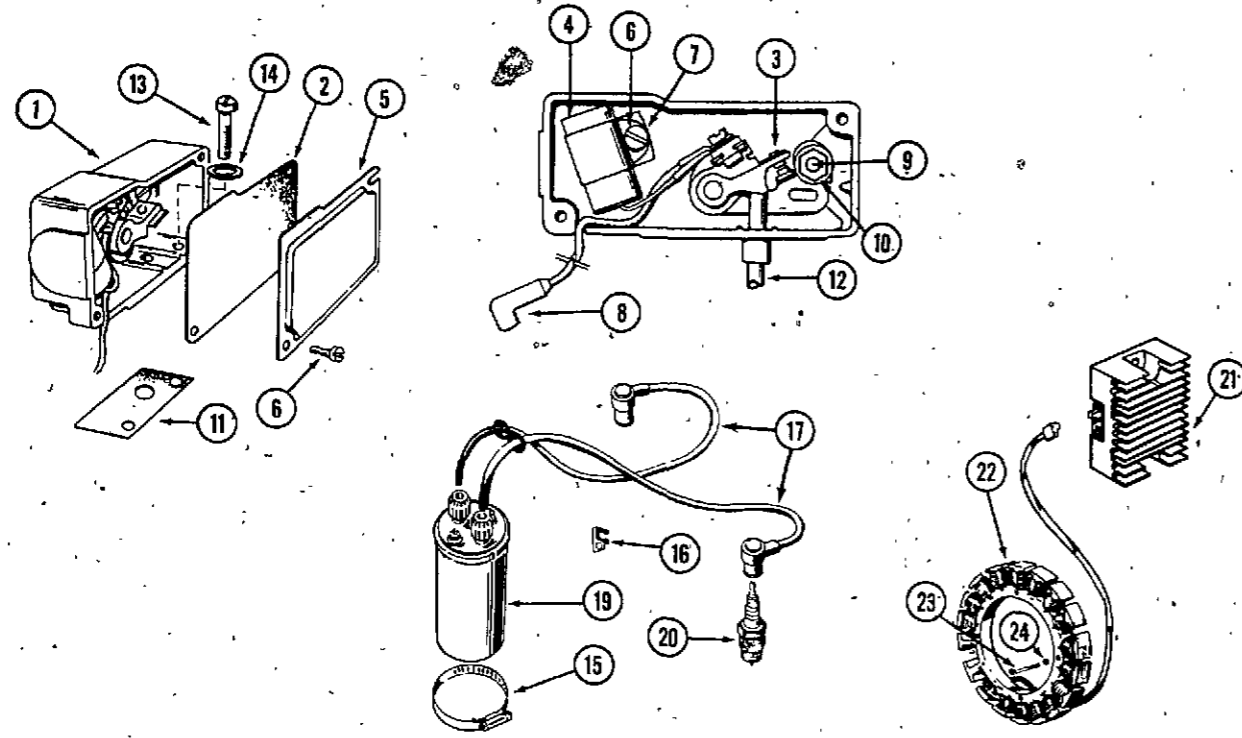
CASE MODEL 446 COMPACT TRACTOR

**C 20414 STARTER MOTOR**  
**USE ENGINE SPEC. NO. 2434A**  
 (use C20230 for service)

REF.	PART NO.	DESCRIPTION	REQ'D
1	C 20415	HOUSING ASSEMBLY	1
2	C 20421	BRUSH - positive	1
3	C 20417	ARMATURE ASSEMBLY	1
4	C 20418	CAP ASSEMBLY - drive end	1
5	C 20419	DRIVE ASSEMBLY	1
6	C 20420	BOLT ASSEMBLY - through	2
7	C 20416	CAP ASSEMBLY - commutator end	1
8	C 20422	BRUSH - negative	1
9	C 20474	SPRING - brush	2

**C 20230 STARTER MOTOR**  
**USE ENGINE SPEC. NO. 2434B AND AFTER**

1	C 20231	COVER - dust	1
2	C 20216	NUT - stop	1
3	C 20217	WASHER - stop nut	1
4	C 20260	SPRING - anti drift	1
5	C 20273	SPACER - dust cover	1
6	C 20274	DRIVE ASSEMBLY	1
7	C 20278	BOLT - thru	2
8	92- 4	LOCKWASHER - thru bolt	2
9	C 20333	CAP ASSEMBLY - drive end	1
10	C 20334	WASHER - thrust, armature	1
11	C 20335	ARMATURE - starter motor	1
12	NSS	HOUSING - starter, order C 20230 Starter	1
13	C 20336	CAP ASSEMBLY - commutator (includes items 14 thru 23)	1
14	NSS	SPRING - brush	4
15	NSS	HOLDER - brush	1
16	NSS	SCREW AND LOCKWASHER - brush mtg.	2
17	NSS	BRUSH - ground	2
18	NSS	STUD AND BRUSH ASSEMBLY	1
19	NSS	BUSHING - insulating	1
20	NSS	WASHER - insulating	1
21	NSS	WASHER - stud mtg.	1
22	NSS	LOCKWASHER - stud mtg.	1
23	NSS	NUT - stud mtg.	1
	C 20337	KIT - brush and spring (includes items 14, 17, and 18)	1



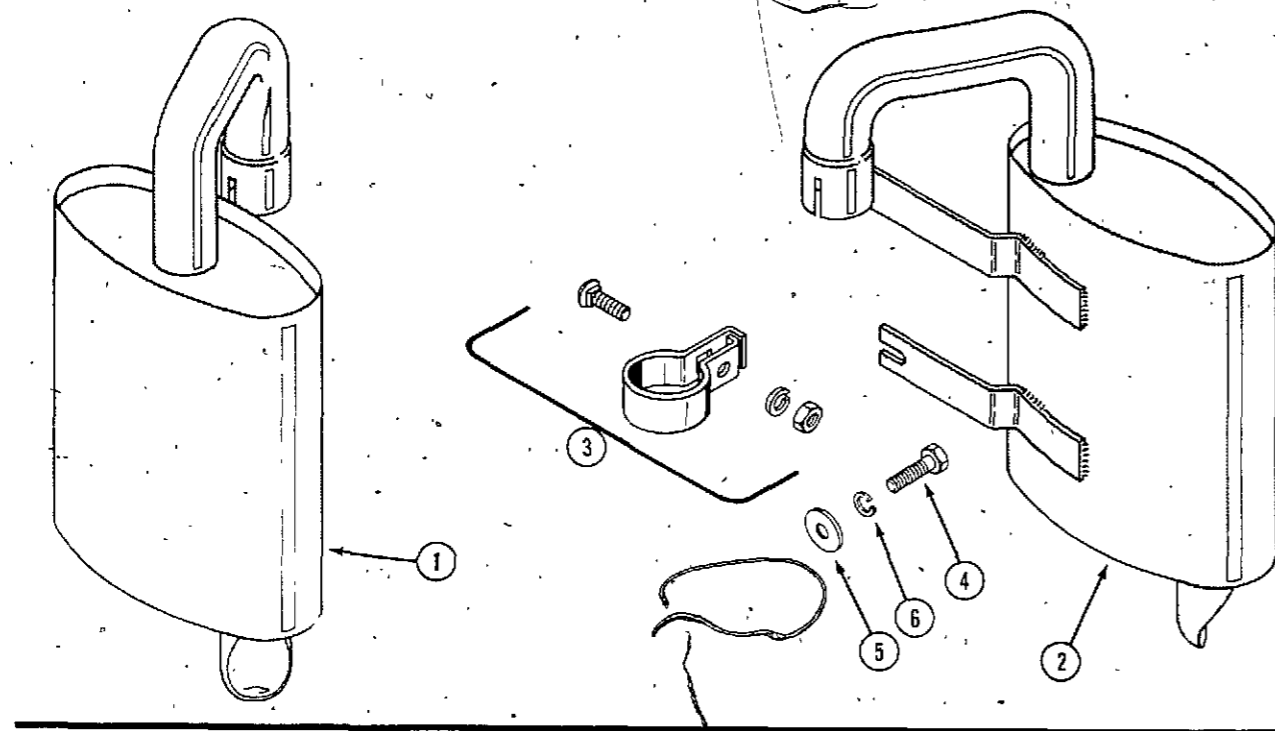
IGNITION AND CHARGING SYSTEMS

REF.	PART NO.	DESCRIPTION	REQ'D
1	C 20338	BOX ASSEMBLY - breaker contact	1
2	C 20339	GASKET - breaker box cover	1
3	C 20341	POINT SET - breaker contacts	1
4	C 20343	CONDENSER - breaker contacts	1
5	C 20346	COVER - breaker box	1
6	182- 83	SCREW - #8 x 5/16" pan head	3
7	192- 6	LOCKWASHER - #8, Condenser mtg.	1
8	C 20353	LEAD ASSEMBLY - points to coil	1
9	182- 86	SCREW - #8 x 3/8" pan head, breaker points mtg.	1
10	129- 26	NUTS - #8 n.c. hex, points mtg.	1
11	C 20345	GASKET - breaker box mtg.	1
12	C 20347	PLUNGER - breaker contact	1
13	169- 143	SCREW - 1/4 x 5/8" n.c. socket head	2
14	92- 4	LOCKWASHER - 1/4"	2
15	214- 258	CLAMP - coil mtg.	1
16	C 20344	CLIP - sparkplug cables	1
17	C 24955	CABLE - spark plug,	1
19	N 7480	COIL - ignition	1
20	C 25845	SPARK PLUG	2
21	C 21945	REGULATOR, RECTIFIER ASSEMBLY - 12 volt.	1
22	C 20366	STATOR - alternator charging	1
23	173- 219	SCREW - #10 x 1-1/2" rd. head mach.	3
24	92- 3	LOCKWASHER - #10	3

GOVERNOR AND BLOWER HOUSING

REF.	PART NO.	DESCRIPTION	REQ'D
1	C 20359	ROD - governor control	1
2	C 20360	CLIP - governor control rod, carburetor end	1
3	C 20361	CLIP - governor control rod, governor end	1
4	C 20369	ARM - governor control	1
5	C 20370	BRACKET - governor mtg.	1
6	C 20371	SPRING - throttle lever adj.	1
7	173- 64	SCREW - # 6 x 3/4" round hd. mach.	1
8	C 20372	CLAMP - swivel, throttle	1
9	195- 14	WASHER - swivel clamp mtg.	2
10	136- 2	PIN - cotter swivel clamp mtg.	1
11	169- 74	SCREW - #8 x 5/16", swivel clamp	1
12	C 20375	BUSHING - governor control	1
13	C 20376	SPRING - governor	1
14	C 20374	CLIP - throttle cable	1
15	121- 3	BOLT - 1/4 x 1/2" n.c. hex	2
16	92- 4	LOCKWASHER - 1/4"	2
17	195- 2027	WASHER - 5/16"	2
18	C 20362	BAFFLE - cylinder air, L.H.	1
19	C 20364	BAFFLE - cylinder air, R.H.	1
20	C 20363	HOUSING - blower	1
21	163- 22	BOLT - 1/4 x 7/16" n.c. hex	7
22	C 20230	MOTOR - starting, 12 volt (see page 16)	1
23	13- 516	BOLT - 5/16 x 1" n.c. hex, starter motor	2
24	92- 5	LOCKWASHER - 5/16"	2

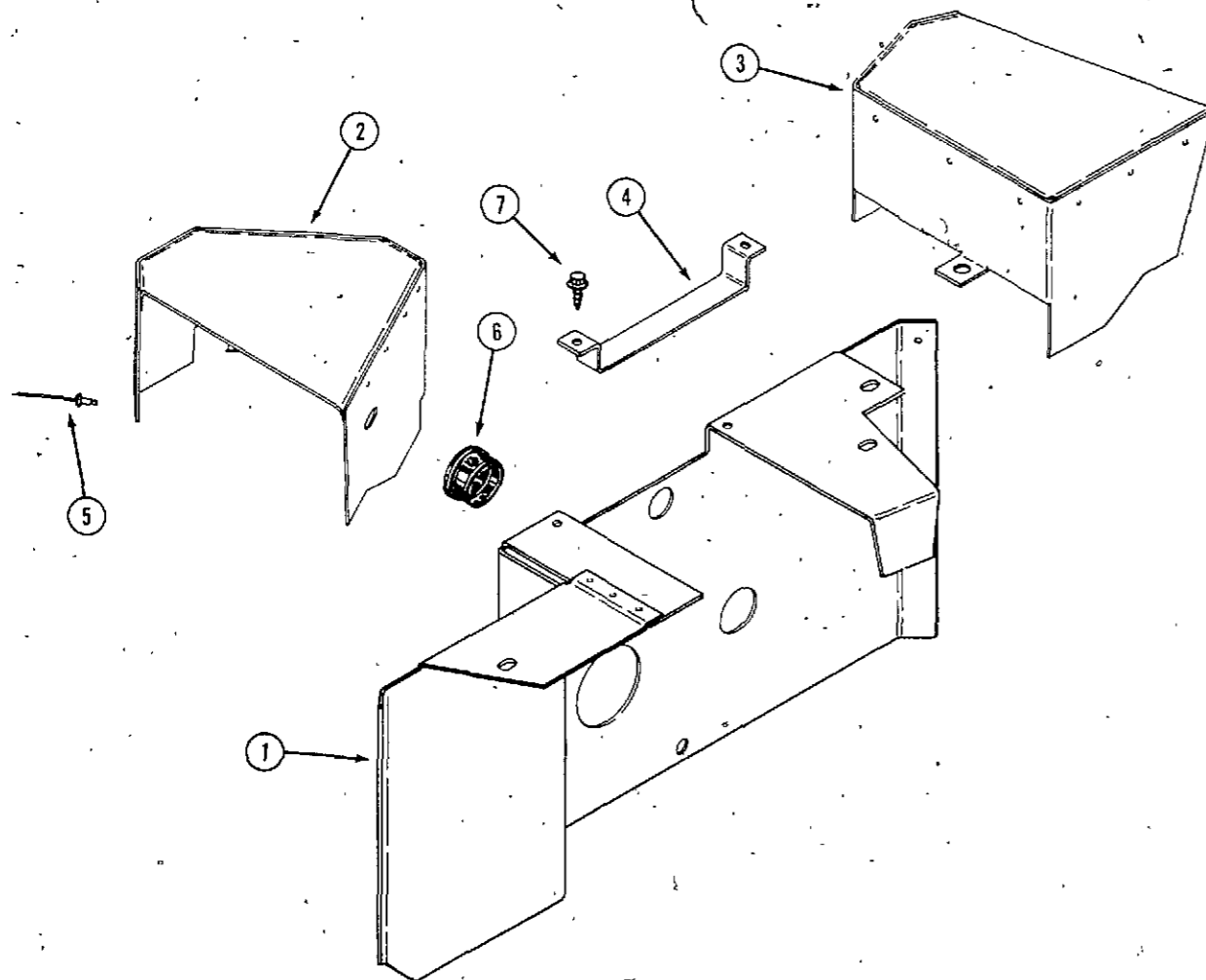
EXHAUST SYSTEM

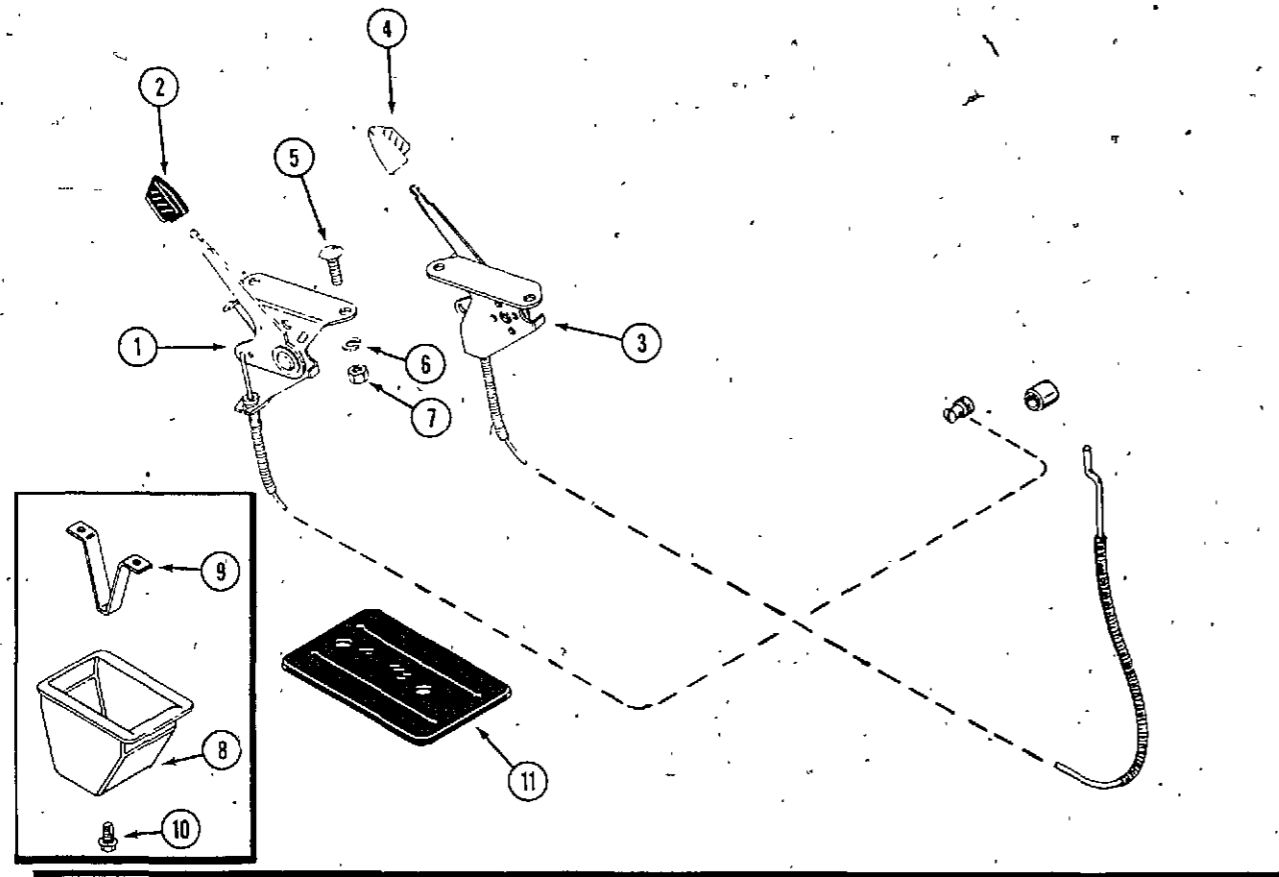


REF.	PART NO.	DESCRIPTION	REQ'D
1	C 19195	MUFFLER - exhaust R.H. (includes C20468 clamp)	1
2	C 19194	MUFFLER - exhaust L.H. (includes C20468 clamp)	1
3	C 20468	CLAMP ASSEMBLY - muffler	2
4	113- 4	BOLT - 1/4" x 1" p.c. hex	4
5	195- 518	WASHER - plain 1/4"	12
6	192- 19	LOCKWASHER - 1/4"	4

HEAT SHIELD AND BAFFLES

1	C 18886	SHIELD - heat	1
2	C 19261	BAFFLE - R.H.	1
3	C 19260	BAFFLE - L.H.	1
4	C 19432	BAFFLE - point box	1
5	AD 52ABS	RIVET - pop 5/32 x 1-1/4" dome head	2
6	353- 495	BUSHING	1
7	187- 1036	SCREW - 1/4 x 1/2" self-tapping	2



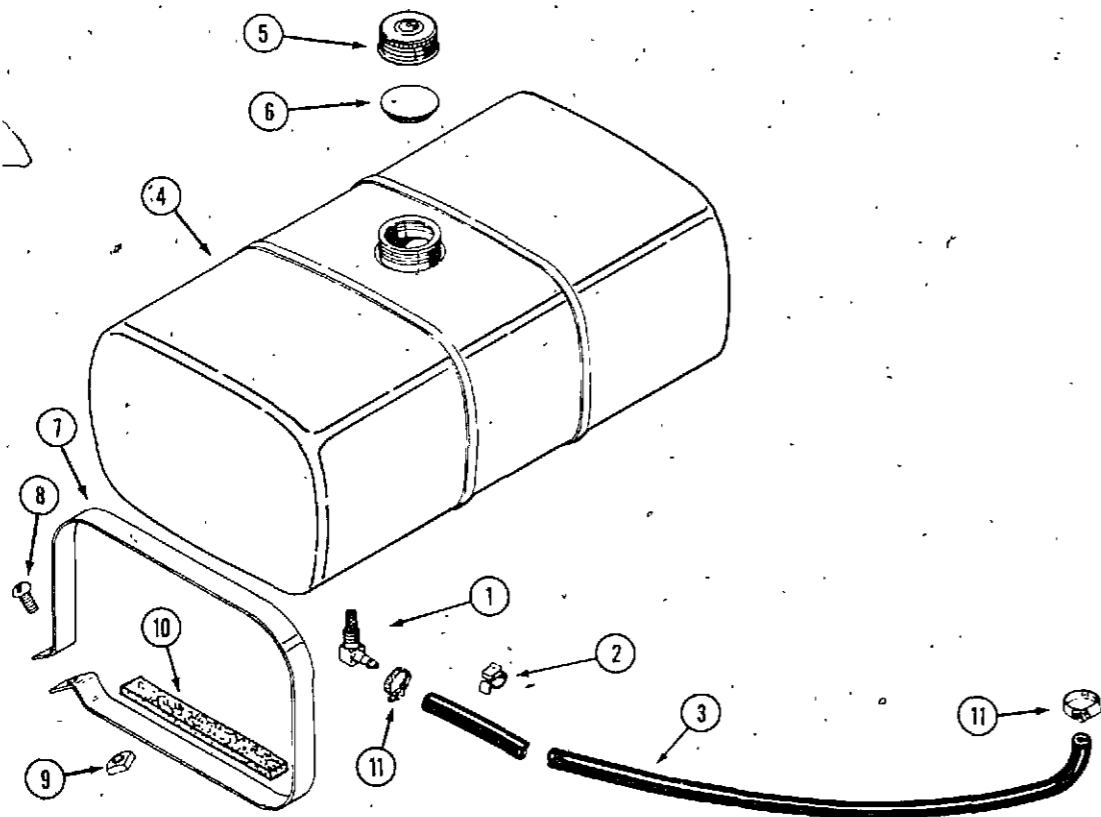


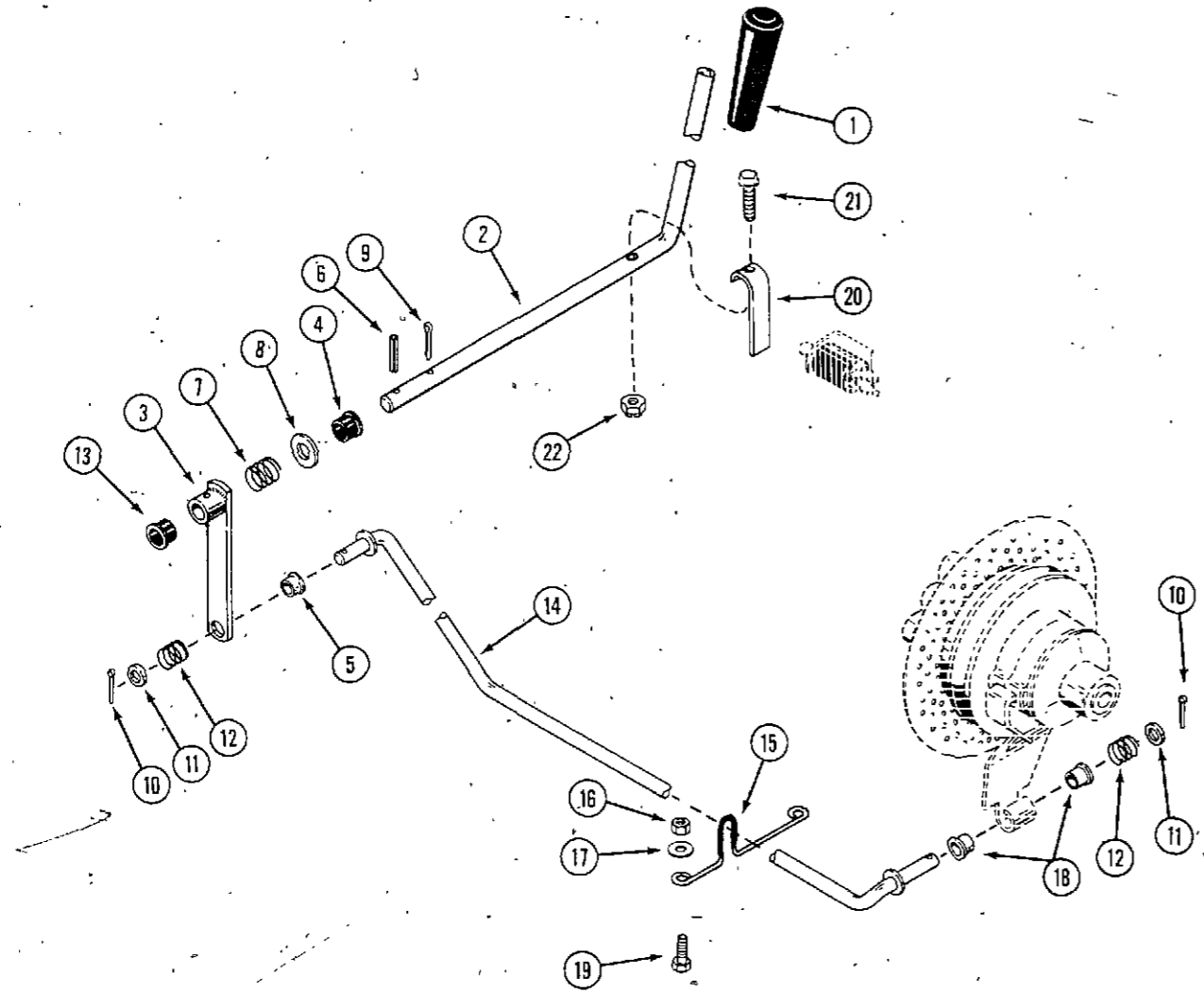
CHOKE AND THROTTLE

REF.	PART NO.	DESCRIPTION	REQ'D
1.	C 25603	CONTROL - throttle	1
2	C 12224	HANDLE - throttle control, black	1
3	C 25604	CONTROL - choke	1
4	C 14506	HANDLE - choke control, white	1
5	111- 5	BOLT - 10-24 x 3/4" n.c. round head, square neck	1
6	192- 18	LOCKWASHER - #10 Std. plated	2
7	129- 17	NUT - #10-24 plated	2
8	NSS	ENCLOSURE - choke and throttle (early production)	2
9	C 20194	BRACKET - enclosure mtg. (early production)	1
10	187- 1036	SCREW - 1/4 x 1/2" hex self tapping (early production)	1
11	C 23032	PAD - isolation (late production)	1

FUEL SYSTEM

1	C 10657	ELBOW ASSEMBLY - fuel tank	1
2	A 62079	CLIP - fuel line (optional)	2
3	C 19238	HOSE - fuel line 43"	1
4	C 16363	TANK - fuel	1
5	C 11529	CAP - fuel tank (includes insert)	1
6	C 11545	INSERT - fuel cap	1
7	C 16796	STRAP - fuel tank mounting	2
8	173- 215	SCREW - 1/4 x 1/2" NC round head, machine, zinc plated	2
9	129- 504	NUT - square 1/4" NC	2
10	C 14690	CUSHION - fuel tank	2
11	214- 251	CLAMP - hose 1/2"	2



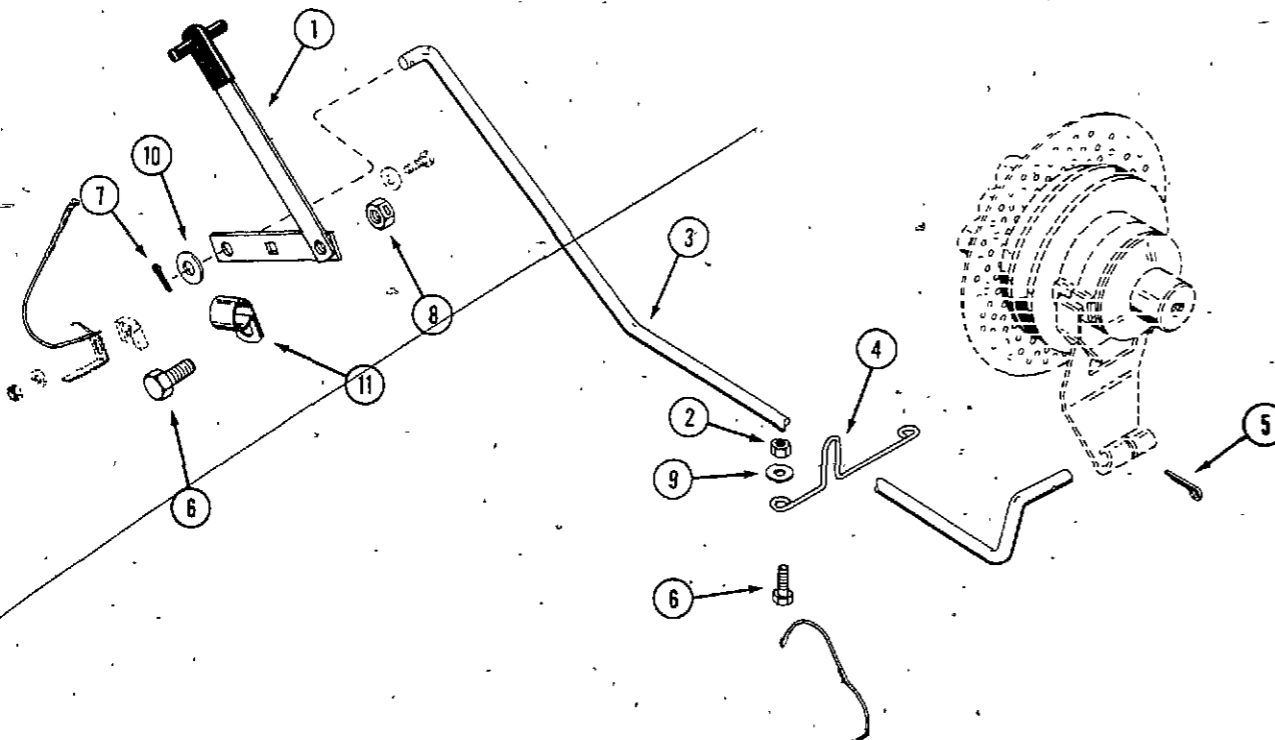


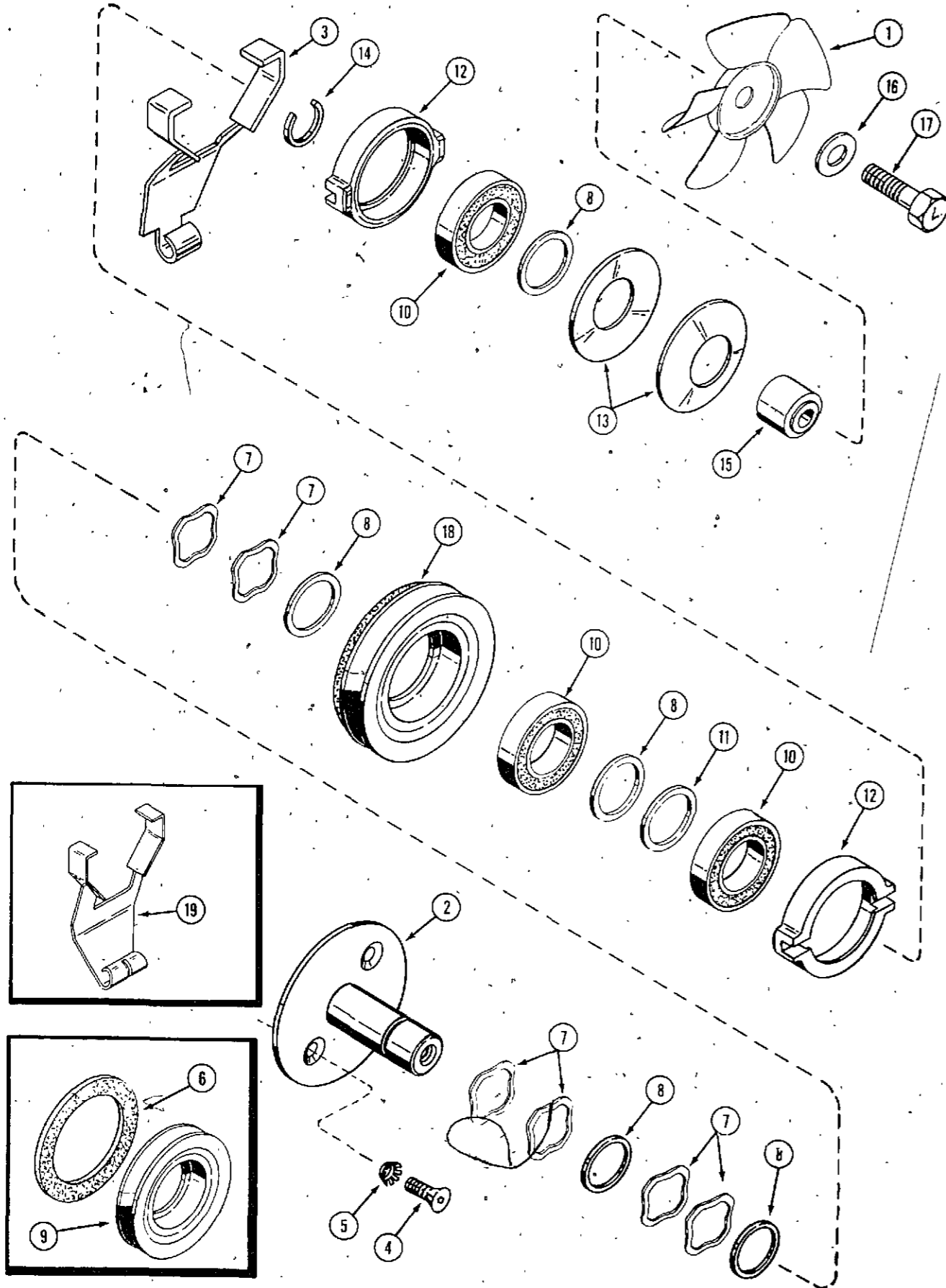
**PTO CLUTCH AND LINKAGE  
USED S/N 9679207 AND AFTER**

REF.	PART NO.	DESCRIPTION	REQ'D
1	A 37247	KNOB - lever, PTO	1
2	C 20037	LEVER - PTO engaging (used prior to S/N 9714911)	1
2	C 22998	LÉVER - PTO engaging (used S/N 9714911 and after)	1
3	C 20035	ARM ASSEMBLY - PTO (used prior to S/N 9714911)	1
3	C 22921	ARM ASSEMBLY - PTO (used S/N 9714911 and after)	1
4	353- 462	BUSHING - lever, dash tower	1
5	C 20093	BUSHING - fliplock	1
6	138- 96	PIN - roll 3/16 x 1"	1
7	C 20036	SPRING - lever, PTO	1
8	A 39519	WASHER - nylon	1
9	132 91	PIN - cotter 3/16 x 1	1
10	132- 310	PIN - cotter 1/8 x 1"	2
11	C 14906	WASHER - nylon 3/8"	2
12	C 19867	SPRING - clutch rod	2
13	353- 442	BUSHING - heyco	1
14	C 20039	ROD - clutch	1
15	C 19767	GUIDE - clutch rod	1
16	131- 178	NUT - lock 3/8" n.c. hex	2
17	195- 104	WASHER - 3/8"	2
18	C 20053	BUSHING - nylon	2
19	113- 207	BOLT - 3/8 x 1" n.c. hex	2
20	C 23004	ACTUATOR - PTO switch (used S/N 9714911 and after)	1
21	163- 24	BOLT - #10 - 24 x 1-1/4" hex washer head (used S/N 9714911 and after)	1
22	131- 67	NUT - #10 - 24 lock (used S/N 9714911 and after)	1

**PTO CLUTCH LINKAGE  
USED PRIOR TO S/N 9679207**

1	C 19362	LEVER - clutch	1
2	131- 178	LOCKNUT - 3/8" NC hex	2
3	C 18911	ROD - clutch	1
4	C 18825	RETAINER - clutch rod	1
5	132- 310	PIN - cotter 1/8" x 1"	1
6	113- 207	BOLT - 3/8" x 1" NC hex	3
7	132- 46	PIN - cotter 1/8" x 3/4"	1
8	131- 1181	LOCKNUT - 3/8" NC hex	1
9	195- 104	WASHER - 3/8"	2
10	195- 525	WASHER - 3/8"	1



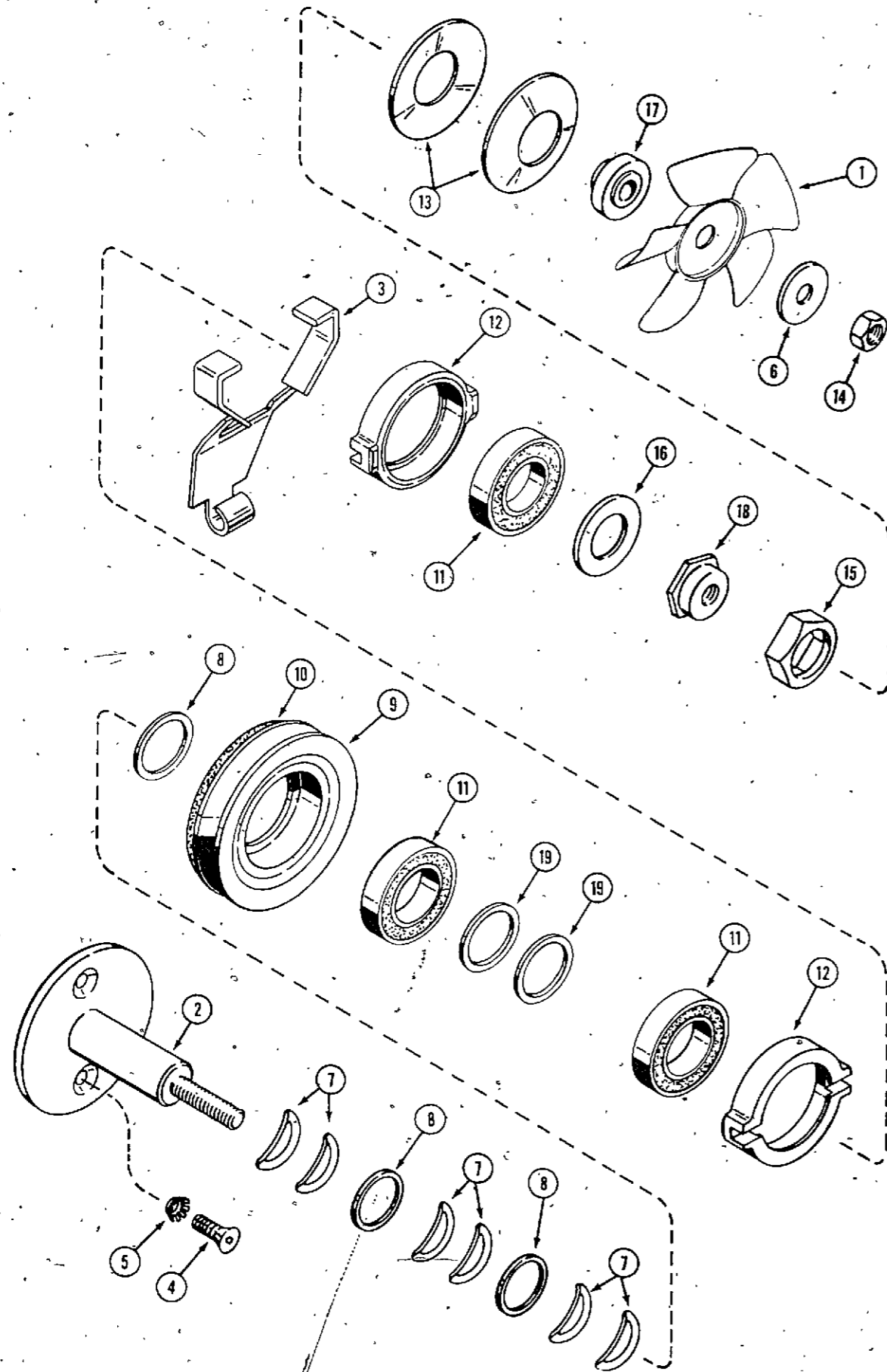


CASE MODEL 446 COMPACT TRACTOR

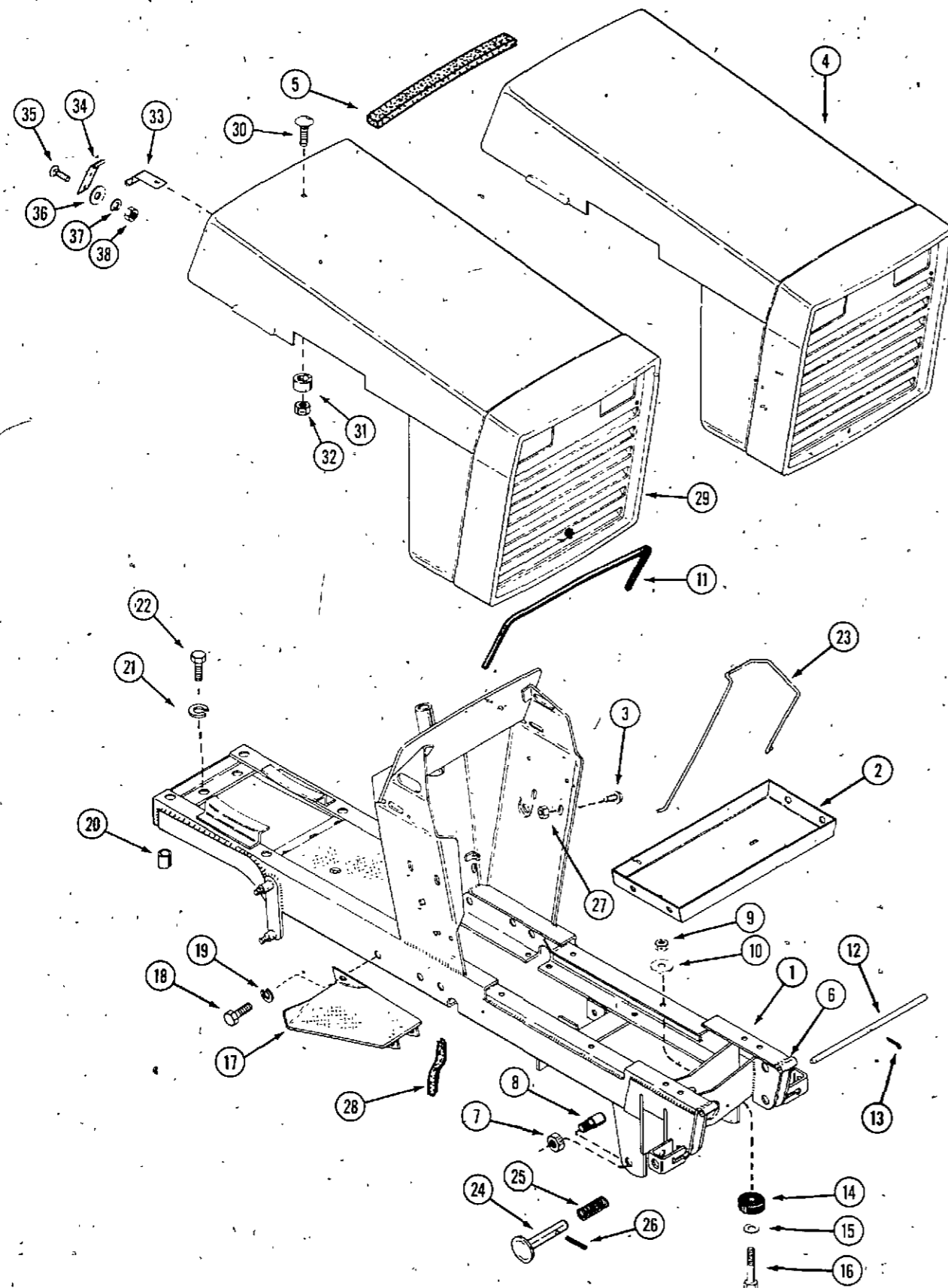
**C19804 CLUTCH ASSEMBLY (PTO)**  
(Use C24783 For Service)

REF.	PART NO.	DESCRIPTION	REQ'D
	NSS	CLUTCH AND FAN ASSEMBLY (used S/N 9679207 and after) (use C24783 for service)	1
	NSS	CLUTCH AND FAN ASSEMBLY (used prior to S/N 9679207) (use C23507 arm and C24783 clutch)	1
1	C 16616	FAN - cooling	1
2	C 18901	HUB - clutch	1
3	C 23392	ARM - engaging (used on C19804 clutch)	1
4	164- 41	BOLT - 5/16" x 3/4" NC flat head socket	2
5	193- 76	LOCKWASHER - 5/16" countersunk external tooth	2
6	C 23740	KIT - friction disc	1
7	C 15515	WASHER - spring	4
8	C 15557	WASHER - spacer .050"	UAR
9	NSS	PULLEY - clutch (order item 18)	1
10	C 23245	BEARING - cam and pulley	3
11	C 15556	WASHER - spacer .010"	UAR
11	C 21596	WASHER - spacer .005"	UAR
12	NSS	CAM - clutch (service with (2) C23033 cams and (1) C23392 arm) (for C19804 clutch)	2
12	NSS	CAM - clutch (service with (2) C23033 cams and (1) C23507 arm) (for C18910 clutch)	2
13	C -16786	SPRING - clutch load	2
14	F 59014	RING - retaining	1
15	C 18908	SPACER - hub	1
16	O 2815N	WASHER - fan 17/32"	1
17	C 18940	BOLT - 1/2" x 1-3/4" NC hex L.H. threads	1
18	C 26353	KIT - pulley and disc assembly	1
19	C 23507	ARM - engaging (used on C18910 clutch)	1

**C24783 CLUTCH ASSEMBLY (PTO)**  
(Replacement Clutch)



REF.	PART NO.	DESCRIPTION	REQ'D
	NSS	CLUTCH AND FAN ASSEMBLY - (use C26350)	1
1	C 16616	FAN - cooling	1
2	C 24741	HUB - clutch	1
3	C 23392	ARM - engaging	1
4	164- 41	SCREW - 5/16" - 18 x 1" flat head socket	2
5	193- 76	LOCK WASHER - 5/16" special external tooth	2
6	Ø 2815N	WASHER - fan 17/32"	1
7	C 15515	WASHER - spring	6
8	C 15557	WASHER - spacer .050	3
9	NSS	PULLEY AND DISC ASSEMBLY - (use C26353 kit)	1
10	C 23740	KIT - friction disc	1
11	C 23245	BEARING - ball	3
12	C 23033	CAM - clutch	2
13	C 16786	SPRING - clutch load	2
14	129- 125	NUT - 1/2" N.F.	1
15	C 23627	GUIDE - adjusting nut	1
16	C 23624	WASHER - spacer	1
17	C 23630	SPACER - hub	1
18	C 23625	NUT - adjust	1
19	C 26347	SPACER - washer .100" (use to replace three .050" spacers or one .200" spacer)	2



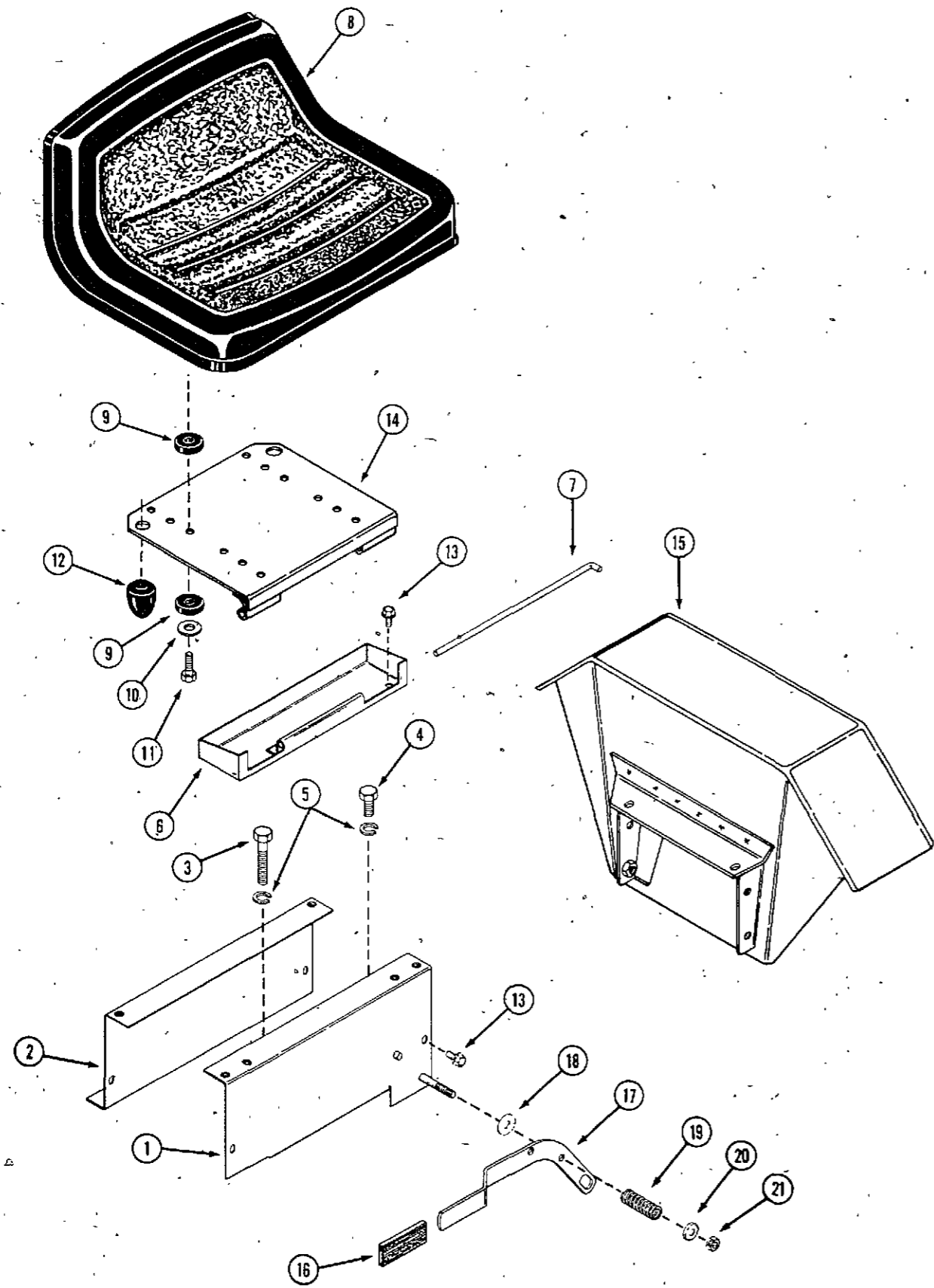
HOOD, FRAME AND GRILLE

REF.	PART NO.	DESCRIPTION	REQ'D
1	C 23271	FRAME - main, shown (used S/N 9679207 and after) (req's C23010 switch prior to S/N 9715216)	1
1	C 18991	FRAME - main (used prior to S/N 9679207)	1
2	C 16170	TRAY - battery	1
3	121- 106	SCREW - 5/16" x 1/2" whizlock	4
4	C 20057	HOOD AND GRILLE ASSEMBLY (used S/N 9679207 and after)	1
5	C 23527	LINER - hood (used S/N 979207 and after)	1
6	C 22023	HINGE - frame	2
7	131- 1318	LOCKNUT - 1/2" NF	2
8	C 18733	PIN - attachment	2
9	131- 1181	LOCKNUT - 3/8" NC	4
10	195- 525	WASHER - plain 3/8" x 13/16" O.D. (over engine foot pad)	4
11	C 18153	CHANNEL - instrument panel liner	1
12	C 16362	ROD - hood hinge	1
13	132- 46	PIN - cotter 1/8" x 3/4"	1
14	C 15410	CUSHION - washer	4
15	195- 2029	WASHER - plain 3/8" x 1-1/4" O.D. (under cushion)	8
16	113- 219	BOLT - 3/8" hex x 2-1/4" NC	4
17	C 18890	PAD - foot L.H.	1
17	C 18150	PAD - foot R.H.	1
18	113- 113	BOLT - 5/16" x 7/8" NC hex	2
19	192- 20	LOCKWASHER - 5/16"	2
20	C 14729	SPACER - rear frame	2
21	192- 23	LOCKWASHER - 1/2"	4
22	113- 424	BOLT - 1/2" NC hex transaxle mtg.	4
23	C 16239	STRAP - battery hold down	1
24	C 16373	PIN - latch	2
25	C 24137	SPRING - latch	2
26	138- 98	PIN - roll 3/16" x 1-1/4"	2
27	129- 102	NUT - 5/16" NC hex	4
28	C 21515	LINER - dash tower notch	1
29	C 19245	HOOD AND GRILLE ASSEMBLY - (used prior to S/N 9679207)	1

FOLLOWING PARTS USED WITH C 19245 HOOD ASSEMBLY

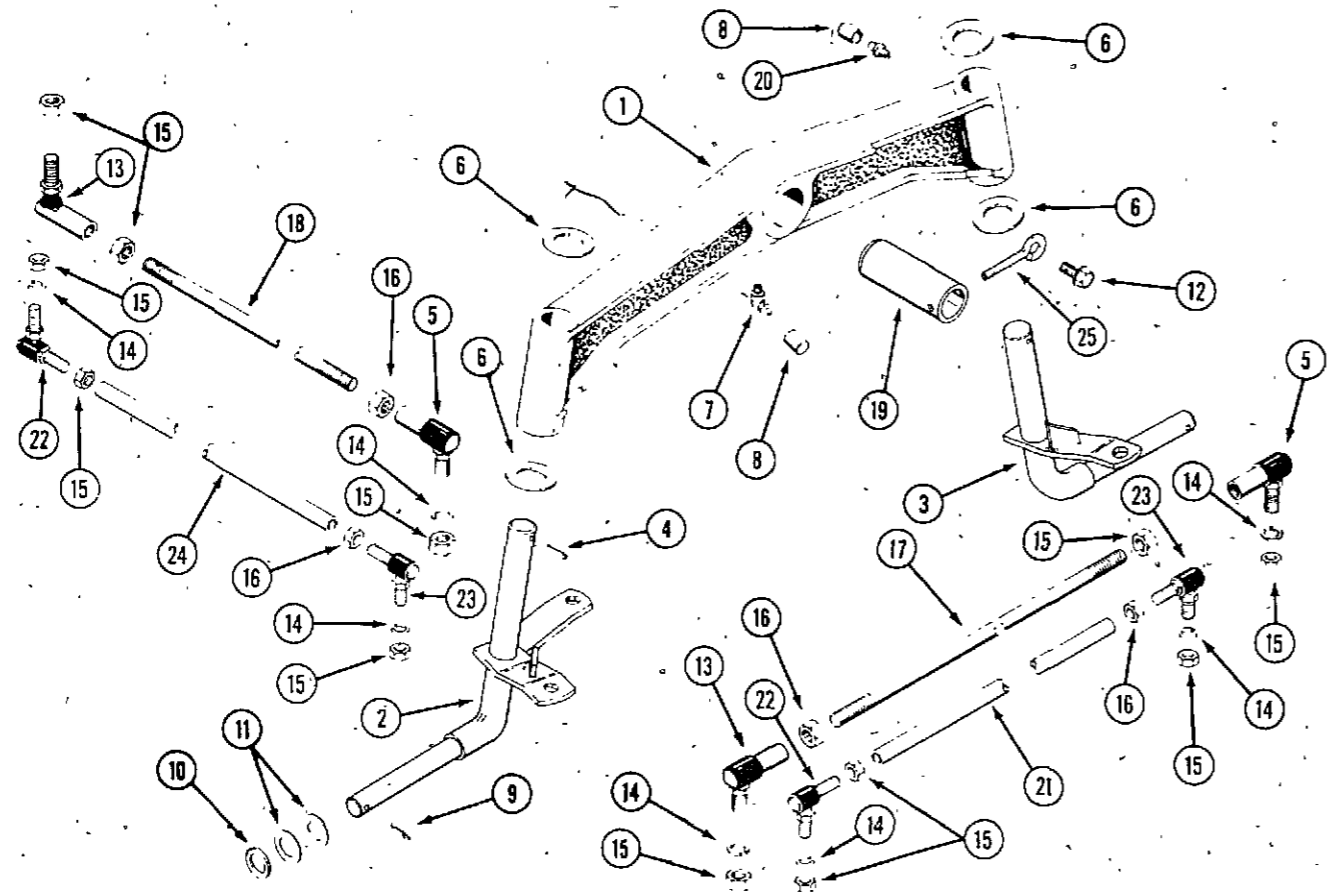
30	111- 109	BOLT - 1/4" x 1-1/4" NC rd. head sq. neck	1
31	C 14500	SPACER - hood	1
32	131- 71	NUT - lock 1/4" NC hex	1
33	C 15183	SPRING - hood latch	1
34	C 15184	LATCH - hood	1
35	111- 1	BOLT - #10 x 1/2" NC rd. head sq. neck	2
36	195- 512	WASHER - 7/32"	2
37	192- 18	LOCKWASHER - #10	2
38	129- 17	NUT - #10 NC hex	2





SEAT, FENDERS AND TOOL TRAY

REF.	PART NO.	DESCRIPTION	REQ'D
1	C 16408	SUPPORT - seat, front	1
2	C 16404	SUPPORT - seat, rear	1
3	113- 441	BOLT - 1/2 x 2-1/4" NC hex	2
4	113- 424	BOLT - 1/2 x 1" NC hex	2
5	192- 23	LOCKWASHER - 1/2"	4
6	C 19417	TRAY - tool	1
7	C 16429	PIN - seat hinge	1
8	C 26215	SEAT	1
9	C 15410	CUSHION - rubber	8
10	195- 2021	WASHER - 5/16 x 1-1/4" OD, zinc plated.	4
11	113- 122	BOLT - 5/16 x 1-1/2"	4
12	C 14534	BUMPER - seat	2
13	121- 106	BOLT - 5/16 x 1/2" flange whizlock	10
14	C 17152	HINGE ASSEMBLY - seat	1
15	C 16444	FENDER - L.H.	1
15	C 16445	FENDER - R.H.	1
16	C 14728	GRIP - shift lever	1
17	C 16393	LEVER - shift	1
18	195- 524	WASHER - 7/16 x 1-1/4" O.D.	1
19	C 17216	SPRING - shift lever	1
20	C 17066	WASHER - cupped	1
21	131- 178	NUT - lock 3/8" NC hex	1

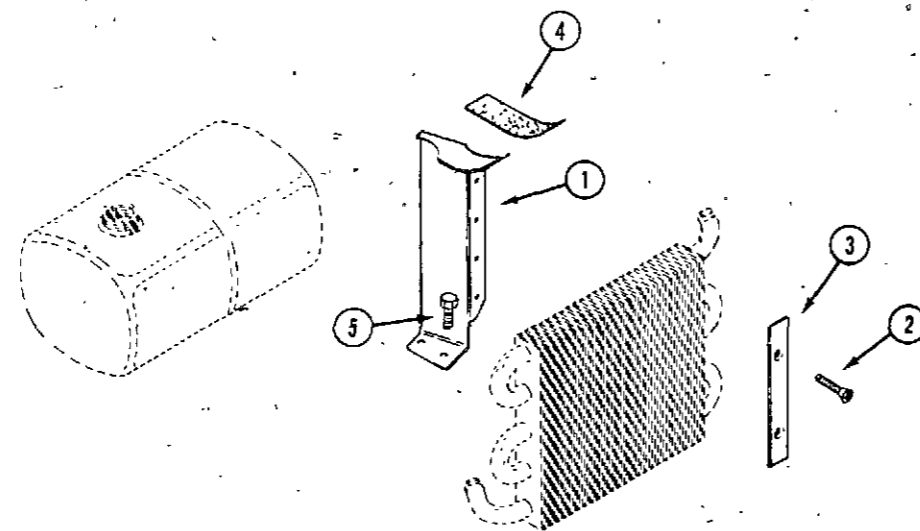


FRONT AXLE

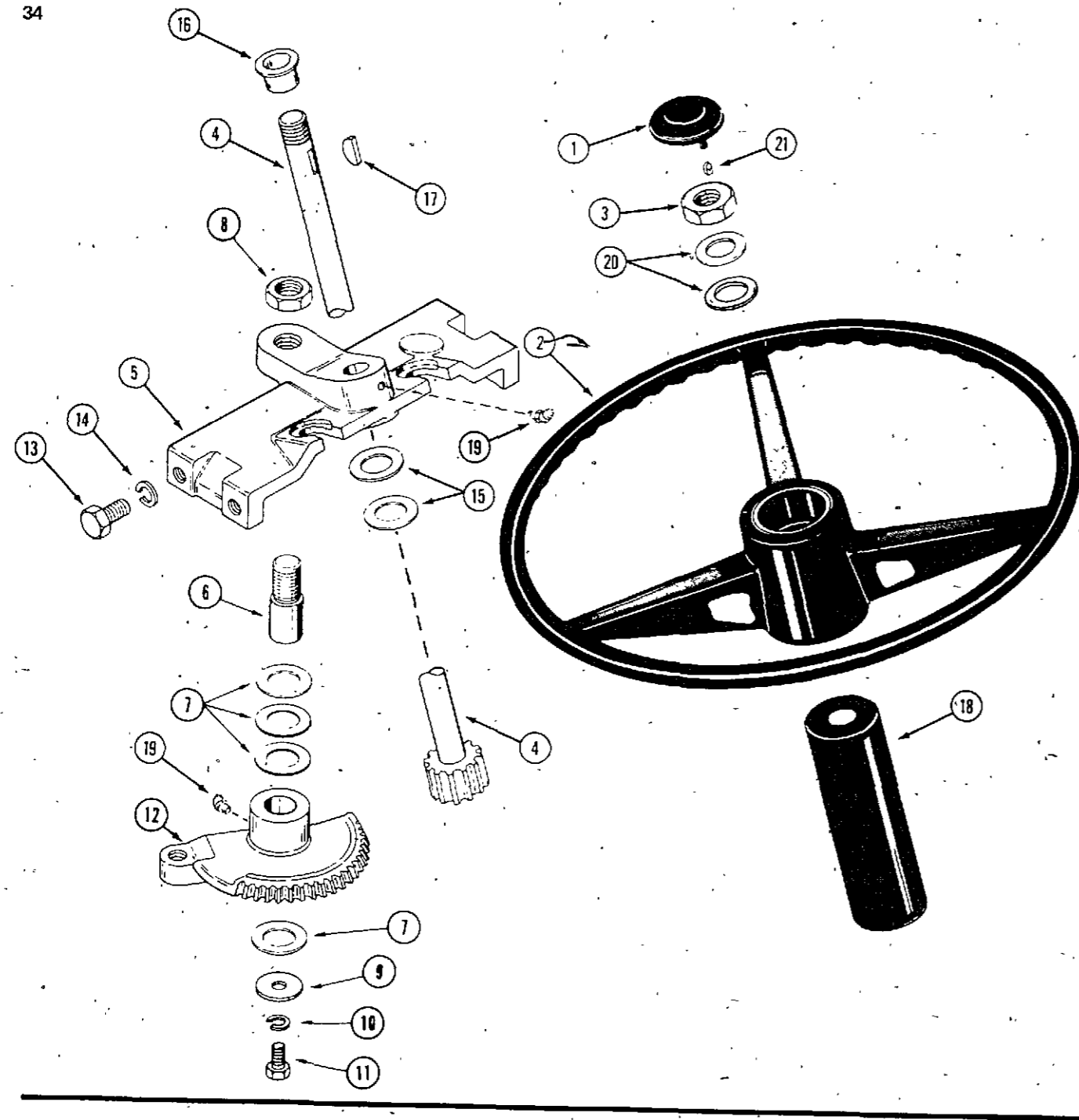
REF.	PART NO.	DESCRIPTION	REQ'D
1	C 18813	AXLE - front	1
2	C 26206	SPINDLE - right hand	1
3	C 26205	SPINDLE - left hand	1
4	138- 99	PIN - roll	1
5	C 13605	BALL JOINT - 1/2" L.H. thread (early production)	2
6	C 13716	WASHER - thrust	2
7	219- 404	FITTING - lube	4
8	C 13106	COVER - lube fitting	3
9	132- 77	PIN - cotter 5/32 x 1-1/4"	3
10	C 12975	WASHER - wheel spindle	2
11	A 30881	WASHER - wheel spacer	2
12	187- 1046	BOLT - 3/8" NC indented hex head	4
13	C 12102	BALL JOINT - 1/2" R.H. thread (early production)	1
14	192- 23	LOCKWASHER - 1/2" zinc plated	3
15	129- 165	NUT - 1/2" jam NF R.H. thread	6
16	129- 365	NUT - 1/2" jam NF L.H. thread	2
17	C 16384	TIE ROD (early production)	1
18	C 18786	ROD - drag link (early production)	1
19	C 22568	PIN - axle pivot (late prod.) items 19 and 25 will replace C 19009 pivot	1
20	219- 17	FITTING - lube	2
21	C 21529	TIE ROD - (late production)	1
22	C 21526	BALL JOINT - 1/2" R.H. (late production)	2
23	C 21527	BALL JOINT - 1/2" L.H. (late production)	2
24	C 22992	KIT - drag link (late production) (includes items 15 and 16)	1
25	C 22278	PIN - retaining, axle pivot (late production)	1

HYDRAULIC RESERVOIR MOUNTING

1	C 14240	SUPPORT - reservoir mtg. R.H.	1
1	C 14241	SUPPORT - reservoir mtg. L.H.	1
2	187- 1251	SCREW - 1/4 x 1-1/4" n.c. flat hd. phillips	4
3	C 14246	BRACKET - heat exchanger mtg.	2
4	C 14690	CUSHION - reservoir mtg.	2
5	113- 118	BOLT - 5/16 x 5/8" n.c. hex	4



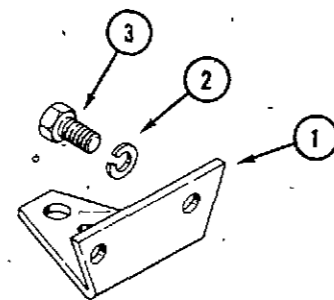
STEERING GEAR



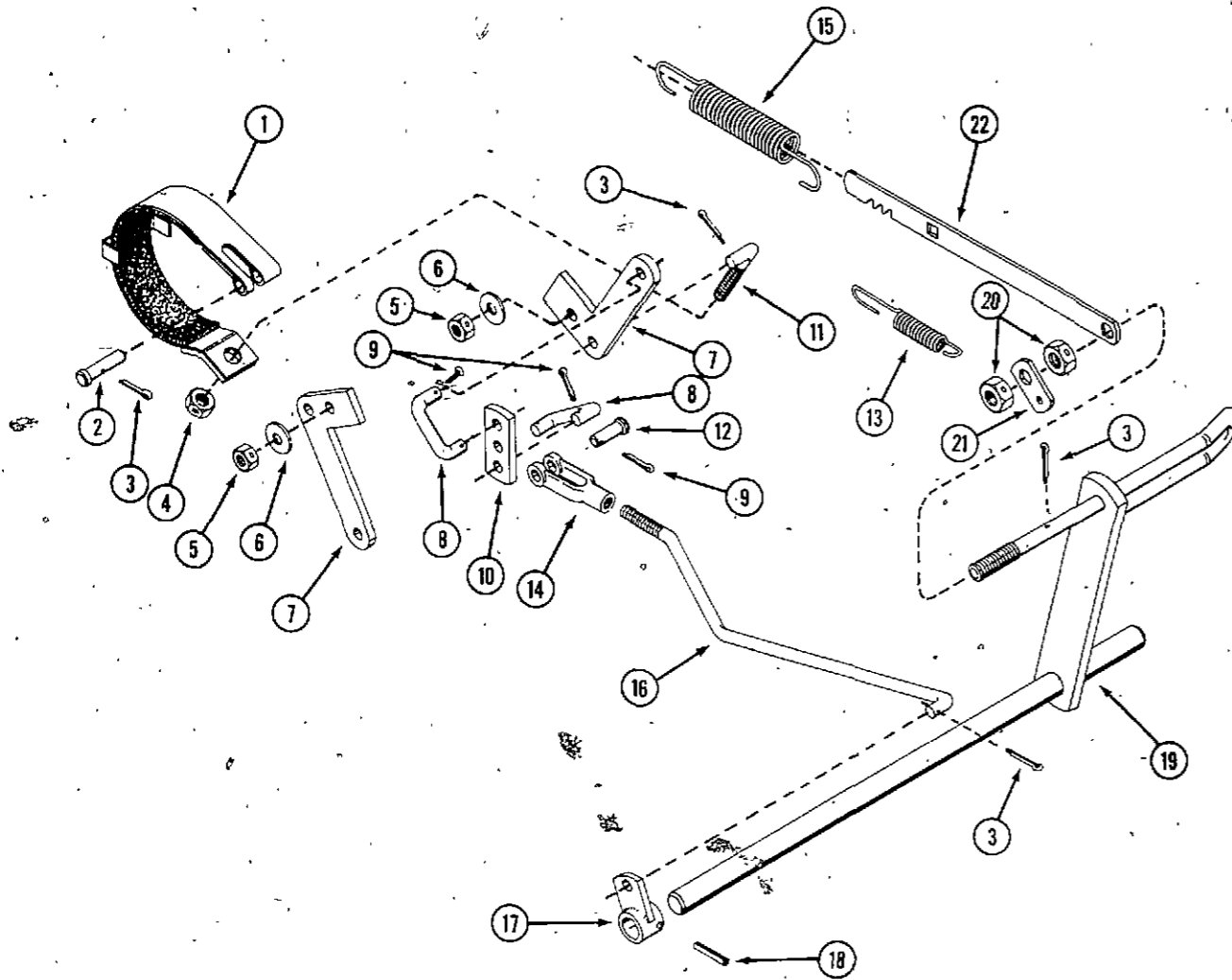
REF	PART NO.	DESCRIPTION	REQ'D
1	C 16945	CAP - steering wheel	1
2	C 18014	WHEEL - steering	1
3	131- 1113	NUT - lock 5/8"	1
4	C 16200	SHAFT - steering	1
5	C 18992	SUPPORT - steering gear	1
6	C 14200	PIN - pivot	1
7	C 14201	WASHER - shim	4
8	131- 1112	NUT - jam 3/4"	1
9	195- 2021	WASHER	1
10	192- 20	LOCKWASHER - 5/16" zinc plated	1
11	113- 102	BOLT - 5/16" x 3/4" NC hex	1
12	C 18711	GEAR - steering	1
13	113- 206	BOLT - 3/8" x 3/4" NC hex	4
14	192- 21	LOCKWASHER - 3/8"	4
15	195- 2069	WASHER - 5/8" zinc plated	2
16	C 15096	BUSHING - flanged nylon	1
17	126- 16	KEY - Woodruff 3/16" x 3/4"	1
18	C 24098	TUBE - steering	1
19	219- 404	FITTING - lube 45°	2
20	C 12975	WASHER - 5/8"	2
21	C 18017	CLIP - tinnerman, steering wheel	2
	C 13106	COVER - lube fitting	2

DRAWBAR AND TOW HITCH

1	C 13360	DRAWBAR	1
2	192- 23	LOCKWASHER - 1/2" ZP	2
3	113- 424	BOLT - 1/2" x 1" NC hex ZP	2



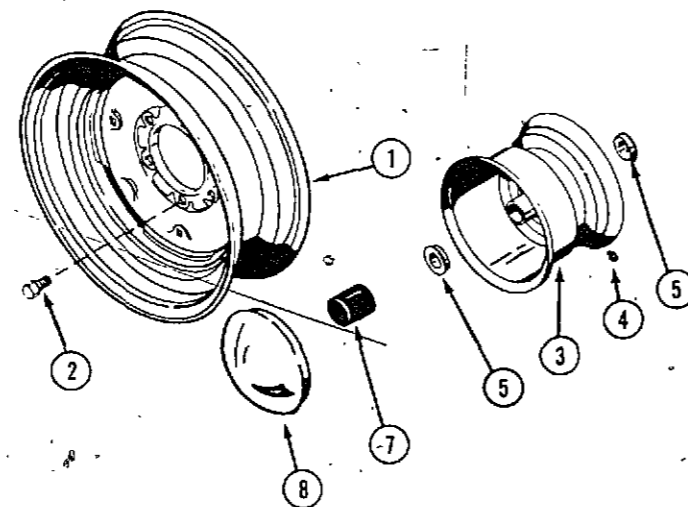
**BRAKE ASSEMBLY**

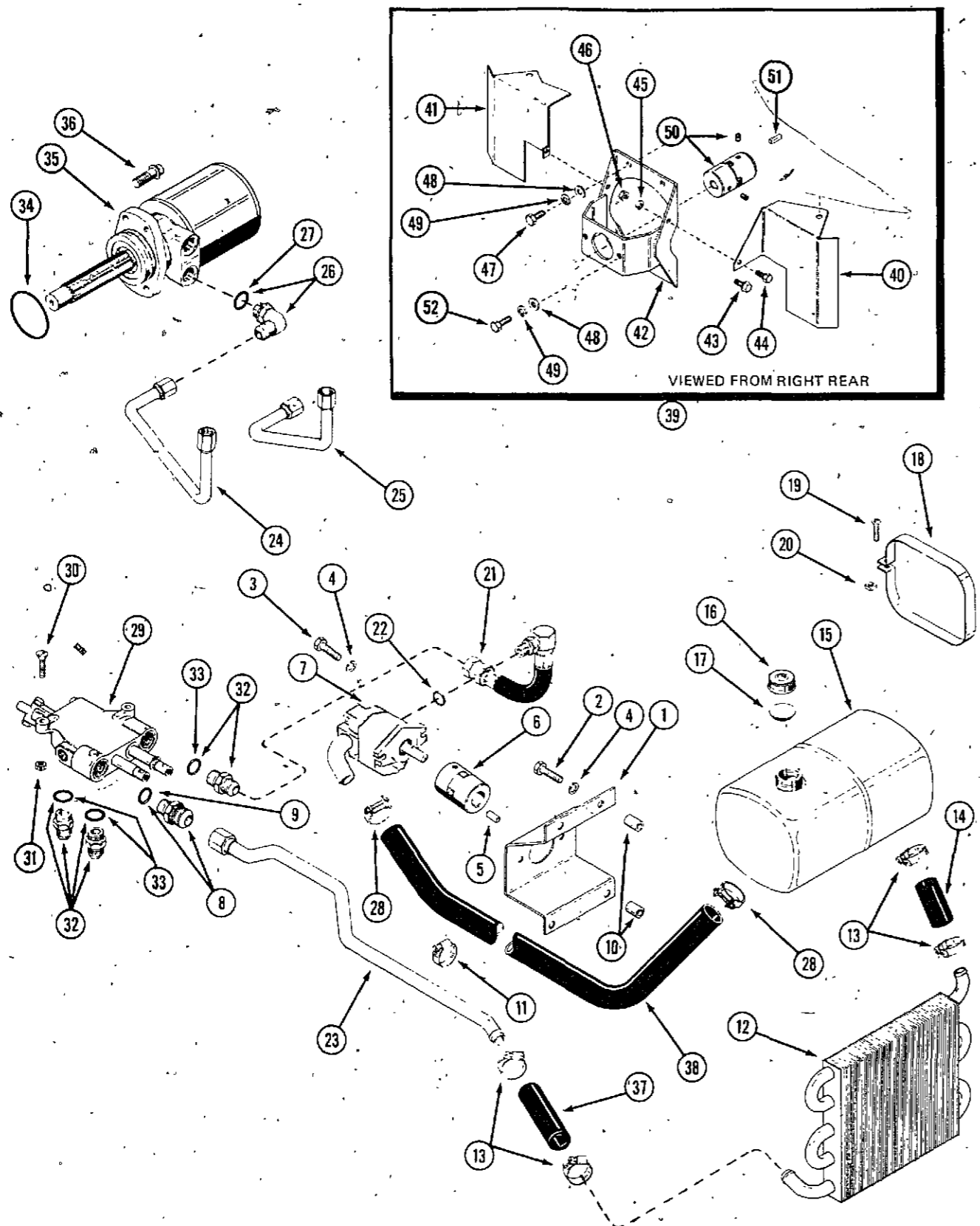


REF.	PART NO.	DESCRIPTION	REQ'D
1	C 19250	BAND - brake	1
2	C 13526	PIN - clevis	1
3	132- 310	PIN - cotter 1/8" x 1"	3
4	131- 1129	LOCKNUT - 7/16" hex NC	1
5	131- 1181	LOCKNUT - 3/8" hex NC	2
6	195- 104	WASHER - 3/8" flat	2
7	C 19063	ARM - brake	2
8	C 19064	LINK - brake	2
9	132- 321	PIN - cotter 3/32" x 1"	6
10	C 19179	LINK - brake	1
11	C 19251	LINK - brake band	1
12	141- 54	PIN - clevis	1
13	C 25022	SPRING - return	1
14	213- 4	CLEVIS	1
15	C 16379	SPRING - brake lock	1
16	C 24096	ROD - brake	1
17	C 19183	ARM - brake rod	1
18	138- 98	PIN - roll 3/16" x 1-1/4"	1
19	C 22316	PEDAL - brake assembly	1
20	131- 164	NUT - centerlock jam	2
21	C 16164	TAB - lift control	1
22	C 18147	LEVER - brake lock	1

**FRONT AND REAR WHEELS**

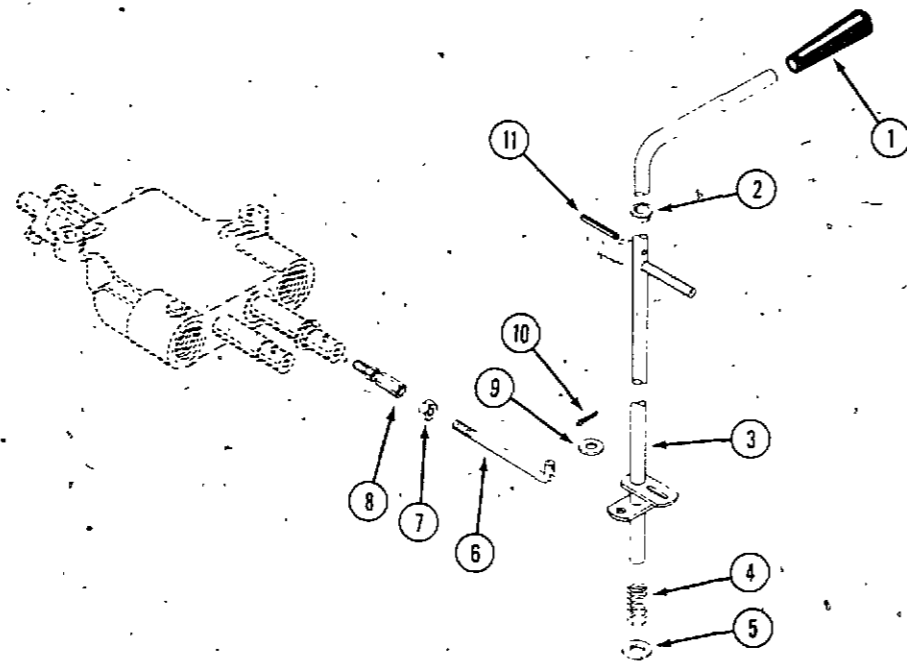
1	C 24438	WHEEL - rear, 6 bolt	2
2	A 30064	BOLT - rear wheel	12
3	C 24433	WHEEL - front	2
4	219- 403	FITTING - lube	2
5	C 12110	BEARING - wheel	4
7	C 26021	CAP - plastic, front	2
8	A 70062	CAP - hub front wheel (optional)	2
	C 13106	COVER - lube fitting	2





HYDRAULIC SYSTEM

REF.	PART NO.	DESCRIPTION	REQ'D
1	NSS	PLATE - pump mounting (Order item 39)	1
2	113- 233	BOLT - 3/8 x 1-3/4" NC hex, support mounting	4
3	114- 207	BOLT - 3/8 x 1 N.C. hex, pump mounting	2
4	192- 21	LOCKWASHER - 3/8" zinc plated	6
5	T 33565	KEY - square 1/4 x 1" (engine shaft)	1
6	C 18916	COUPLING - pump, used with 1/2" shaft pump (repairs page 43)	1
6	C 25209	COUPLING - pump, used with 9/16" shaft pump (repairs page 43)	1
7	NSS	PUMP - hyd. 1/2" shaft, order C25053 pump and C25209 coupling (see page 43B)	1
7	NSS	PUMP - hyd. 9/16" shaft (repairs page 43 or 43B) (use C25053 for service)	1
7	NSS	PUMP - hyd. 1/2" shaft (order C25053 pump and C25209 coupling) repairs page 43 or 43B	1
8	218- 5065	FITTING - hydraulic 3/4T x 7/8" "O" RING	1
9	218- 5007	"O" RING - 5/8" for 218-5065 fitting	1
10	C 17622	SPACER - pump mounting	4
11	214- 258	CLAMP - hose	1
12	C 14195	EXCHANGER - heat	1
13	214- 253	CLAMP - hose	4
14	C 14245	HOSE - rubber 3"	1
15	C 18580	RESERVOIR - hydraulic oil	1
16	C 11529	CAP - reservoir with insert	1
17	C 11545	INSERT - reservoir cap	1
18	A 70100	STRAP - reservoir mounting	2
19	173- 215	SCREW - 1/4 x 1-1/4" round head machine	2
20	129- 504	NUT - square 1/4" NC zinc plated	2
21	C 18797	HOSE - hydraulic, pump to valve	1
22	218- 5006	"O" RING - 1/2" for C18797 base	1
23	C 19191	TUBE - valve to heat exchanger	1
24	C 16687	TUBE - valve to lower motor port	1
25	C 17898	TUBE - valve to upper motor port	1
26	218- 5107	FITTING - motor port, 90° elbow "O" ring	2
27	218- 5007	"O" RING - 5/8" for 218-5107 fitting	2
28	214- 256	CLAMP - hose	2
29	NSS	VALVE - hydraulic control, two spool (Repairs page 45 and 45B) used S/N 9679207 and after (use C25967 for service)	1
29	NSS	VALVE - hydraulic control, two spool (used prior to S/N9679207) repairs page 45 (use C25967 for service)	1
30	171- 247	SCREW - 5/16 x 1-1/4" NC flat head machine	2
31	131- 351	NUT - lock 5/16" NC hex	2
32	218- 5062	FITTING - hydraulic valve 5/8T x 7/8" "O" RING	3
33	218- 5007	"O" RING - 5/8" for C18321-fitting	2
34	A 30095	SEAL - motor to transmission case	1
35	C 14655	MOTOR - hydraulic (Repairs page 41)	1
36	166- 86	SCREW - 1/2" x 1-1/4" NC flanged 12 pt.	4
37	NSS	HOSE - rubber 4" (use C22902)	1
38	C 21593	HOSE - rubber, tank to pump	1
39	C 24149	KIT - pump mount	1
40	C 24147	BAFFLE - cylinder, rear R.H.	1
41	C 24148	BAFFLE - cylinder, rear L.H.	1
42	C 26255	MOUNT - pump	1
43	187- 1036	SCREW - 1/4" - 20 x 1/2" self tapping (late production)	2
44	113- 3	BOLT - 1/4" x 3/4" NC hex (early production)	2
45	192- 19	LOCKWASHER - 1/4" (early production)	2
46	129- 101	NUT - 1/4" (early production)	2
47	113- 206	BOLT - 3/8" - 16 x 3/4" hex	4
48	195- 104	WASHER - 3/8"	6
49	192- 21	LOCKWASHER - 3/8"	6
50	C 25209	COUPLING - pump (repairs page 43)	1
51	T 33565	KEY - square 1/4" x 1"	1
52	113- 207	BOLT - 3/8" - 16 x 1" hex	2

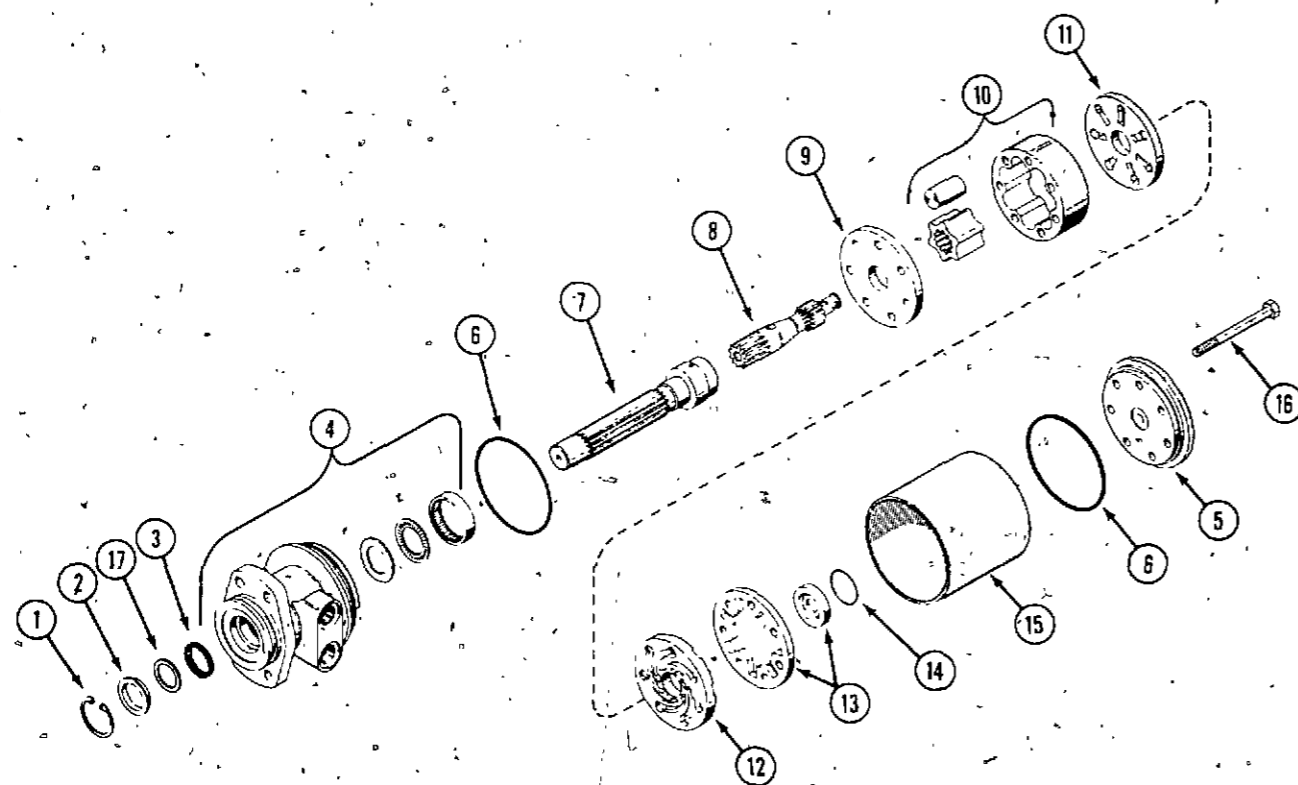


**SPEED CONTROL**

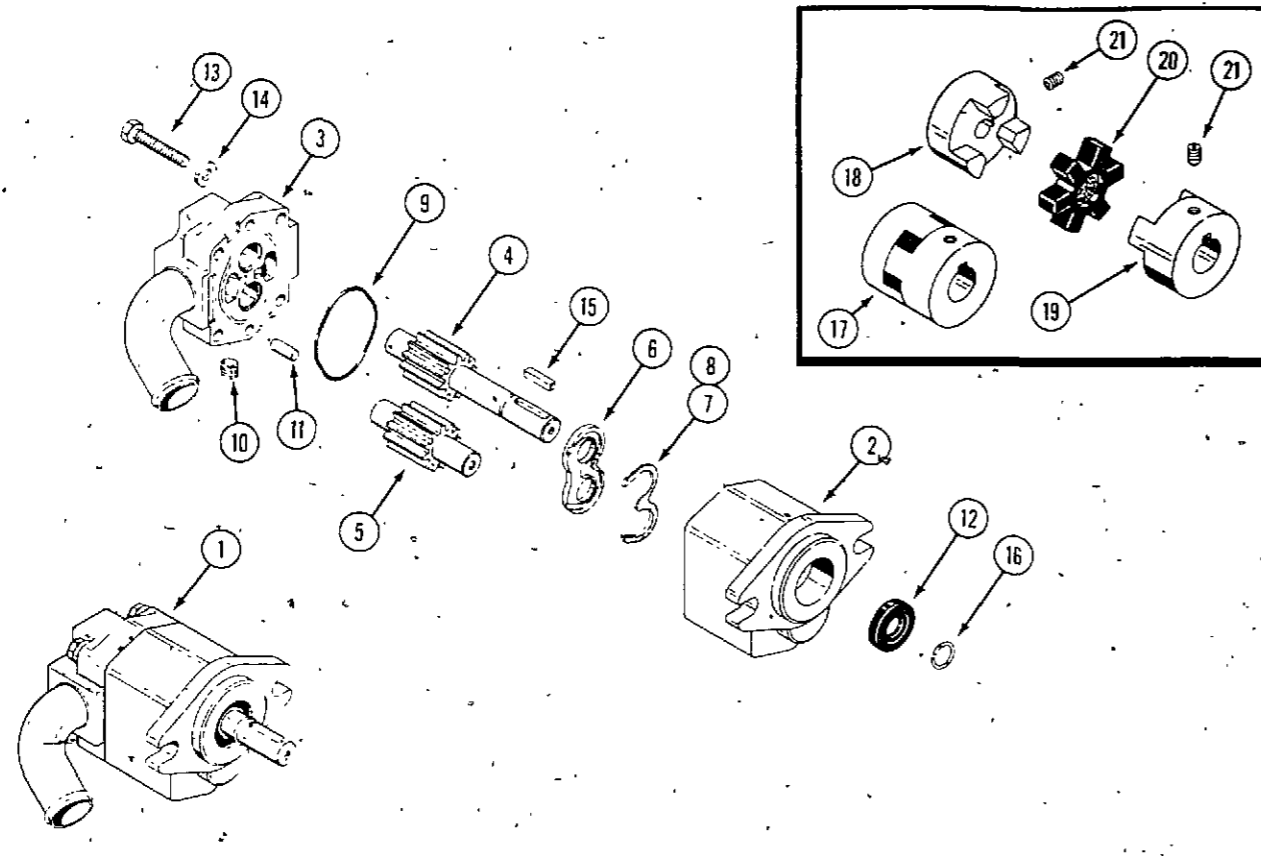
REF.	PART NO.	DESCRIPTION	REQ'D
1	A 37247	KNOB - speed control	1
2	C 12093	BUSHING - lever	1
3	C 24819	LEVER - speed control (used S/N 9679207 and after)	1
3	C 18857	LEVER - speed control (used prior to S/N 9679207)	1
4	C 25595	SPRING - compression	1
5	C 21518	WASHER - nylon	1
6	C 18742	ROD - control	1
7	129- 122	NUT - 5/16" NF hex, zinc plated	2
8	C 19025	JOINT - ball	1
9	195- 521	WASHER - 5/16"	1
10	132- 26	PIN - cotter 3/32" x 3/4"	1
11	138- 2072	PIN - roll 1/8 x 1-3/4"	1

**HYDRAULIC DRIVE MOTOR**

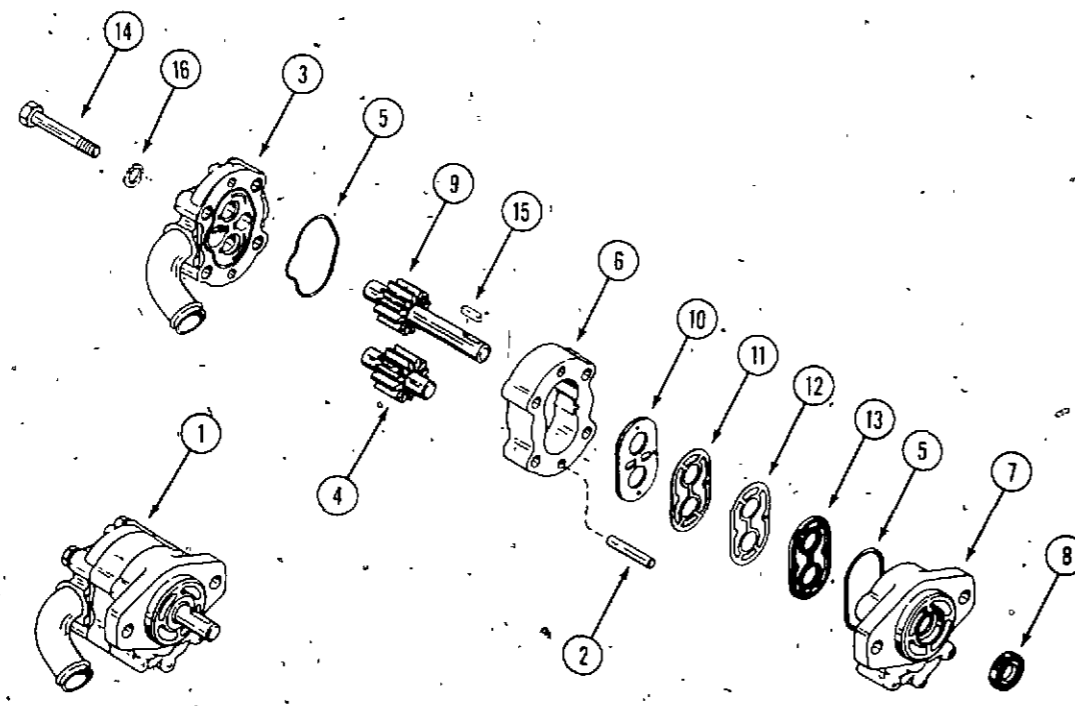
REF.	PART NO.	DESCRIPTION	REQ'D
	C 14655	MOTOR - hydraulic	1
1	C 16516	RING - retaining	1
2	C 19040	SPACER - (See kit below)	1
3	C 25048	SEAL - oil (See kit below)	1
4	C 14827	HOUSING ASSEMBLY	1
5	C 14837	END CAP	1
6	C 18382	SEAL - (See kit below)	2
7	C 14828	SHAFT - coupling	1
8	C 14829	DRIVE LINK	1
9	C 14830	PLATE - wear	1
10	C 14831	ROTOR ASSEMBLY	1
	C 24731	KIT - manifold	1
11	NSS	PLATE - manifold	1
12	NSS	MANIFOLD	1
13	D 60857	COMMUTATOR AND RING SET	1
14	C 19041	RING - sealing (See kit below)	1
15	C 14836	SLEEVE	1
16	C 14838	BOLT - 3/8" x 4-3/8" NF hex	7
17	C 19212	WASHER - back up, .010"	1
	C 19037	KIT - "O" ring and seal (includes ref. 2, 3, 6, 14 and 17)	1



**C20757 AND C19743 HYDRAULIC PUMP AND COUPLING  
USED S/N 9679207 AND AFTER**

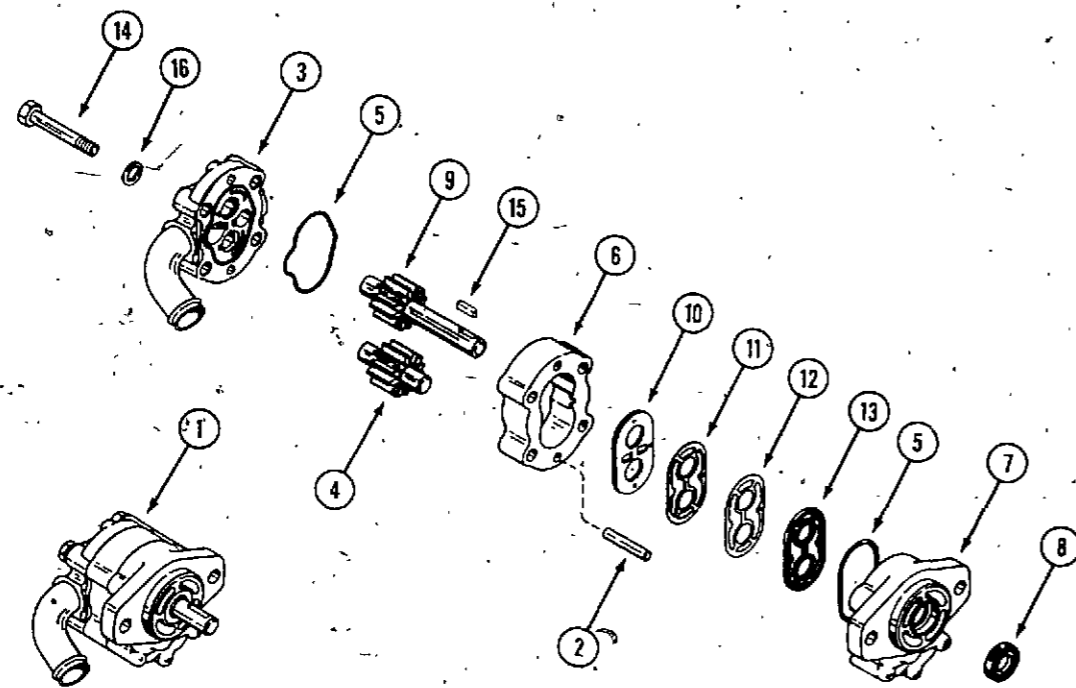


REF.	PART NO.	DESCRIPTION	REQ'D
1	C 20757	PUMP - hyd. 1/2" shaft (used S/N 9679207 to 9679230), order C25053 pump and C25209 coupling	1
1	C 19743	PUMP - hyd. 9/16" shaft (used S/N 9679230 and after) (use C25053)	1
2	C 20761	BODY - pump 1/2" shaft	1
2	C 20456	BODY - pump 9/16" shaft	1
3	NSS	COVER ASSEMBLY - pump 1/2" shaft (use C25053 pump and C25209 coupling)	1
3	C 20457	COVER ASSEMBLY - pump 9/16" shaft	1
4	C 20764	GEAR - pump, drive 1/2" shaft	1
4	C 20460	GEAR - pump, drive 9/16" shaft	1
5	C 20765	GEAR - pump, driven 1/2" shaft	1
5	C 20461	GEAR - pump, driven 9/16" shaft	1
6	D 58185	PLATE - wear, 1/2" shaft	1
6	C 20462	PLATE - wear, 9/16" shaft	1
7	D 58186	SEAL - wear plate 1/2" shaft	1
7	NSS	SEAL AND RETAINER - wear plate 9/16" shaft (order C24334 kit)	1
8	D 58187	SEAL - pressure loading (C20757 pump only)	1
9	D 58196	SEAL - "O" ring (use C24334 kit for C19743 pump)	1
10	221- 849	PLUG - pipe	1
11	D 58188	PIN - dowel	2
12	D 59650	SEAL - shaft, 1/2" shaft	1
12	NSS	SEAL - shaft, 9/16" shaft (order C24334 kit)	1
13	113- 5	BOLT - 1/4 x 1-1/2" nc hex, grade 5	4
14	D 58189	WASHER - 1/4"	4
15	C 19207	KEY - square 1/8 x 3/4", 1/2" shaft	1
15	C 20455	KEY - square 3/16" x 13/16", 9/16" shaft	1
16	O 10323AB	RING - retaining, 1/2" shaft	1
16	A 35690-	RING - retaining, 9/16" shaft	1
16	C 20767	KIT - seal, for C20757 pump (includes items: 7, 8, 9, 12, 15 and 16)	1
17	C 18916	COUPLING - (use with C20757 pump 1/2" shaft)	1
17	C 25209	COUPLING - (use with C19743 pump 9/16" shaft)	1
18	NSS	HUB - coupling (order item 17)	1
19	NSS	HUB - coupling (order item 17)	1
20	C 15036	SPIDER	1
21	83- 55	SETSCREW - 5/16 x 5/16" N.C. soc. hd.	2
	C 24334	KIT - seal (includes items 7, 9 and 12) (for 19743 pump)	1



**C 19045 HYDRAULIC PUMP  
USED PRIOR TO S/N 9679207**

1	NSS	PUMP - hydraulic (order C25053 pump and C25209 coupling)	1
2	F 53109	PIN - dowel	2
3	C 19113	COVER - back assembly	1
4	C 15731	GEAR ASSEMBLY - driven	1
5	C 15732	"O" RING	2
6	C 15733	BODY - pump	1
7	C 15734	COVER - front	1
8	C 15735	SEAL - rotary	1
9	C 19114	GEAR ASSEMBLY - drive	1
10	C 15737	PLATE - wear	1
11	C 15738	SHIELD - heat	1
12	C 15739	GASKET	1
13	C 15740	SEAL	1
14	113- 111	BOLT	4
15	C 19207	KEY - 1/8" sq. x 3/4"	1
16	A 50773	WASHER	4



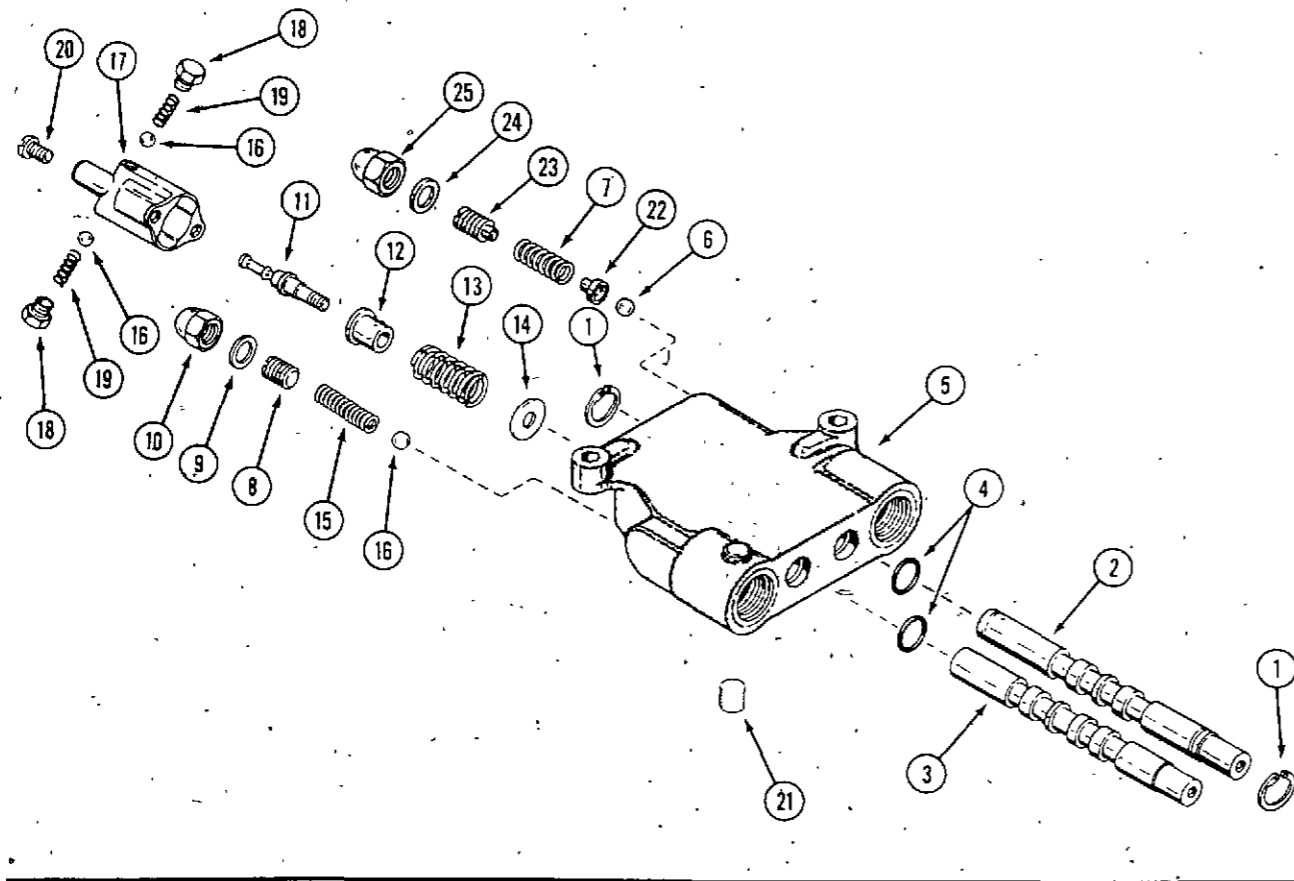
C25053 HYDRAULIC PUMP AND COUPLING

REF.	PART NO.	DESCRIPTION	REQ'D
1	C 25053	PUMP - hydraulic	1
2	F 53109	PIN - dowel	2
3	NSS	COVER - rear (use C25053 pump)	1
4	C 15731	GEAR ASSEMBLY - driven	1
5	C 15732	"O" RING	2
6	C 15733	BODY - pump	1
7	C 15734	COVER - front	1
8	C 15735	SEAL - rotary	1
9	NSS	GEAR ASSEMBLY - drive	1
	C 24862	SHAFT - drive	1
	C 24863	GEAR - drive	1
	C 24864	KEY - gear	1
	C 24865	RING - retaining	2
10	C 15737	PLATE - wear	1
11	C 15738	SHIELD - heat	1
12	C 15739	GASKET	1
13	C 15740	SEAL	1
14	113- 111	BOLT	4
15	A 21075	KEY - 1/8" x 3/4"	1
16	A 50773	WASHER	4

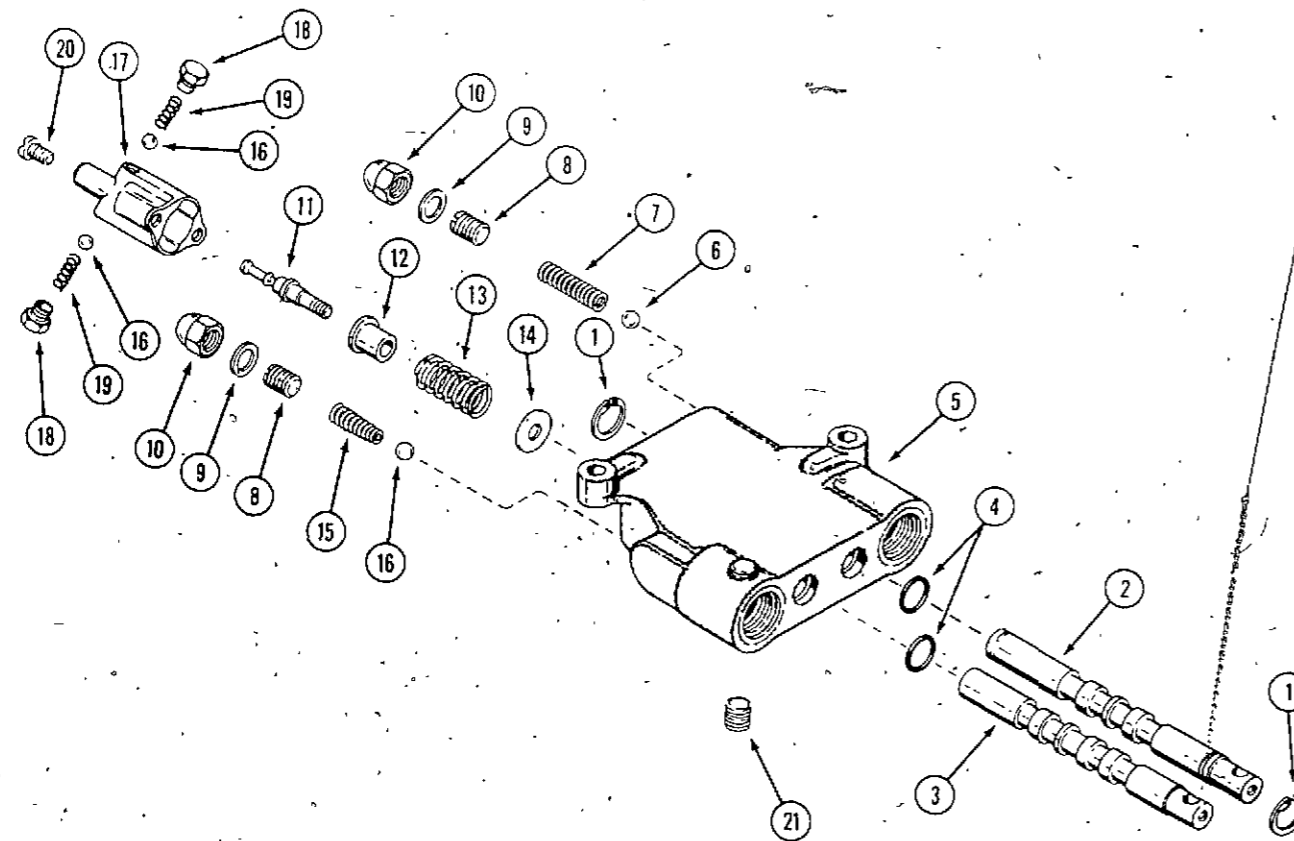


**C21496 HYDRAULIC CONTROL VALVE (TWO SPOOL)**

USED S/N 9679207 AND AFTER



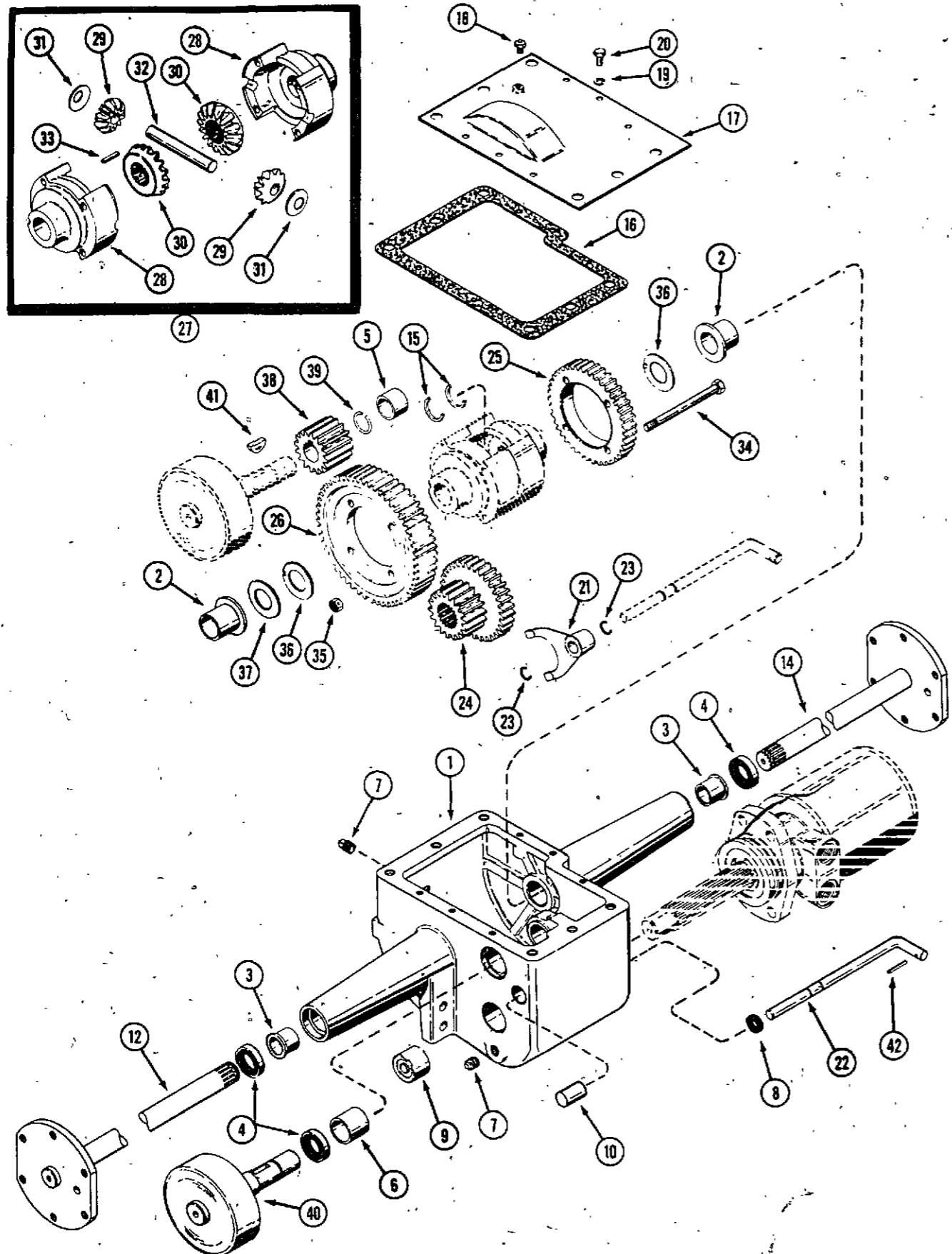
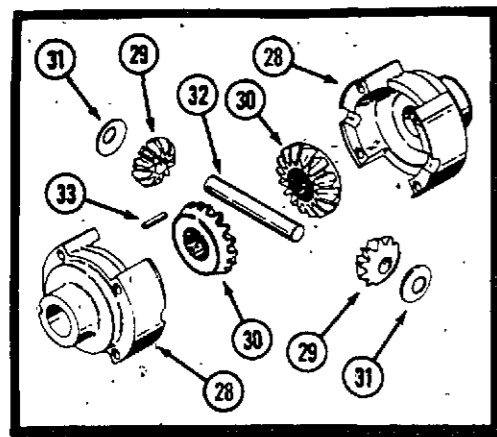
REF.	PART NO.	DESCRIPTION	REQ'D
	NSS	VALVE - control, two spool (use C25967)	1
1	A 60273	RING - retaining	2
2	NSS	SPOOL - motor (Order C25967)	1
3	NSS	SPOOL - float (Order C25967)	1
4	A 7982	SEAL - spool	4
5	NSS	BODY - valve (Order C25967)	1
6	211- 9	BALL - steel 5/16"	1
7	C 21507	SPRING - relief	2
8	C 17433	SCREW - relief adjust	1
9	C 17435	GASKET - relief adjust cap	1
10	129- 531	CAP - adjust screw	2
11	C 17439	DETENT - spool	1
12	C 13200	SPACER - detent	1
13	D 59376	SPRING - detent return	1
14	C 17440	WASHER - return	1
15	C 21505	SPRING - relief	1
16	211- 7	BALL - steel, 1/4"	3
17	C 17438	COVER - detent	1
18	C 17443	SCREW - detent	2
19	C 17444	SPRING - detent	2
20	169- 114	SCREW - cover	2
21	221- 841	PLUG - pipe	1
22	C 21506	RETAINER - ball seat	1
23	C 21509	SCREW - adjust, relief	1
24	C 21508	GASKET - adjust cap	1
25	C 21510	CAP - adjust screw	1
	C 21504	KIT - relief (includes items 6, 7, 22, 23, 24 and 25)	1
	C 21511	KIT - relief (includes items 8, 9, 10, 15 and 16)	1
	C 18851	KIT - detent (includes items 11, 12, 13, 14, 16, 17, 18, 19 and 20)	1



**HYDRAULIC CONTROL VALVE (TWO SPOOLS)**

USED PRIOR TO S/N 9679207

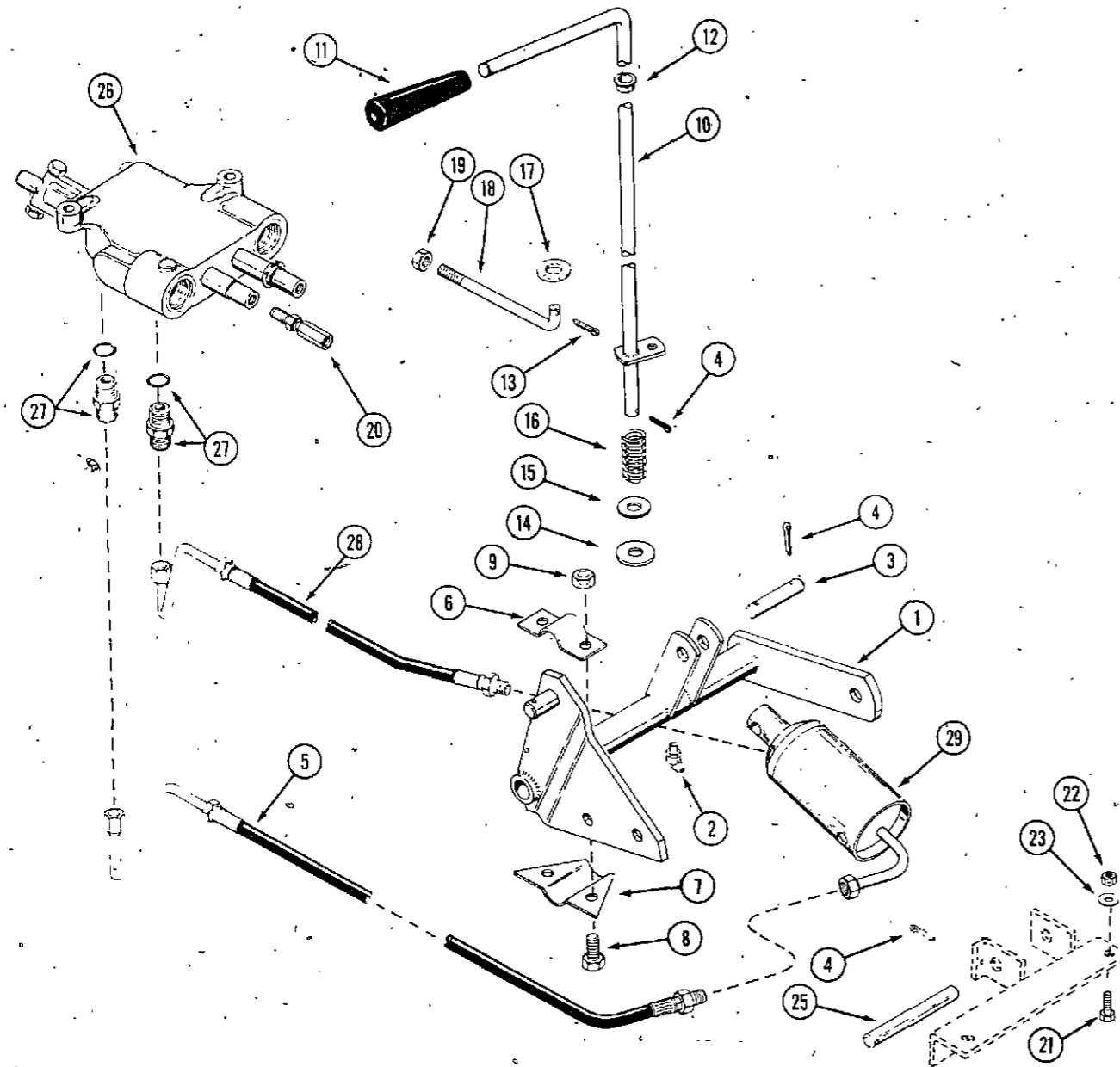
	NSS	VALVE - control, two spool (order C25967 valve)	1
1	A 60273	RING - retaining	2
2	NSS	SPOOL - motor (order C25967 valve)	1
3	NSS	SPOOL - float (order C25967 valve)	1
4	A 7982	SEAL - spool	4
5	NSS	BODY - valve (order C25967 valve)	1
6	211- 9	BALL - steel 5/16"	1
7	C 17432	SPRING - relief	2
8	C 17433	SCREW - relief adjust	2
9	C 17435	GASKET - relief adjust cap	2
10	129- 531	CAP - adjust screw	2
11	C 17439	DETENT - spool	1
12	C 13200	SPACER - detent	1
13	C 17441	SPRING - detent return	1
14	C 17440	WASHER - return	1
15	C 17445	SPRING - relief, tapered	1
16	211- 7	BALL - steel 1/4"	3
17	C 17438	COVER - detent	1
18	C 17443	SCREW - detent	2
19	C 17444	SPRING - detent	2
20	169- 114	SCREW - cover	2
21	221- 841	PLUG - pipe	1



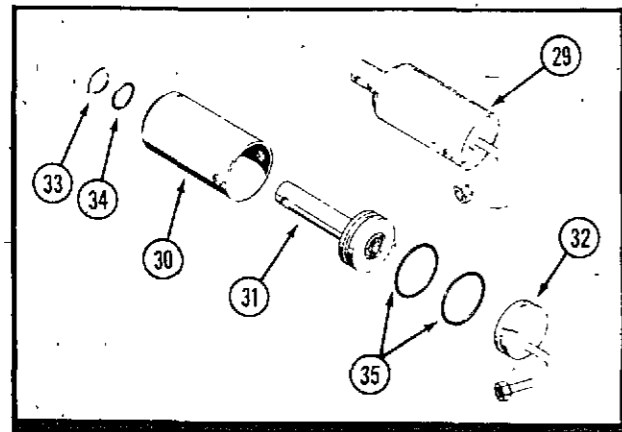
TRANSMISSION AND FINAL DRIVE

REF.	PART NO.	DESCRIPTION	REQ'D
1	NSS	CASE - transmission (use C24843 case and C24802 rod)	1
2	C 12713	BEARING - flange	2
3	C 16744	BEARING - flanged	2
4	D 31945	SEAL - axle	3
5	C 13241	BEARING - sleeve	1
6	C 13385	BEARING - sleeve	1
7	221- 4	PLUG - filler and drain. 1/2"	2
8	C 13266	SEAL - shift rod	1
9	C 13211	BEARING - roller, input shaft	1
10	C 12723	CAP - shift rod	1
12	C 22638	SHAFT - axle, short R.H.	1
14	C 22637	SHAFT - axle, long L.H.	1
15	B 52144	RING - retainer, axle	2
16	C 13196	GASKET - transmission cover	1
17	C 13197	COVER - transmission	1
18	A 50096	BREATHER - transmission	1
19	192- 19	LOCKWASHER - 1/4"	6
20	113- 1	BOLT - 1/4 x 1/2" NC hex	6
21	C 12725	FORK - shift	1
22	C 16339	ROD - gear shift	1
23	C 14168	RING - retaining	2
24	C 14644	GEAR - cluster input	1
25	C 12551	GEAR - high 41 tooth	1
26	C 12552	GEAR - low 55 tooth	1
27	C 25177	DIFFERENTIAL ASSEMBLY	1
28	NSS	KIT - diff. case (includes Ref. 34 and 35)	1
29	NSS	GEAR - differential pinion	2
30	NSS	GEAR - differential	2
31	NSS	WASHER - pinion thrust	2
32	NSS	PIN - differential cross	1
33	NSS	PIN - differential cross lock	1
34	28- 680	SCREW - 3/8 x 4-3/4" NC hex cap	4
35	131- 1232	NUT - lock 3/8" NC hex	4
36	C 12718	WASHER - differential	2
37	C 14223	WASHER - spacer	UAR
38	NSS	GEAR - brake idler (use C25254 and C25258)	1
39	C 14222	RING - retainer, brake idler	1
40	C 13261	BRAKE DRUM	1
41	126- 128	KEY - Woodruff, brake idler	1
42	138- 98	PIN - roll 3/16 x 1-1/2"	1

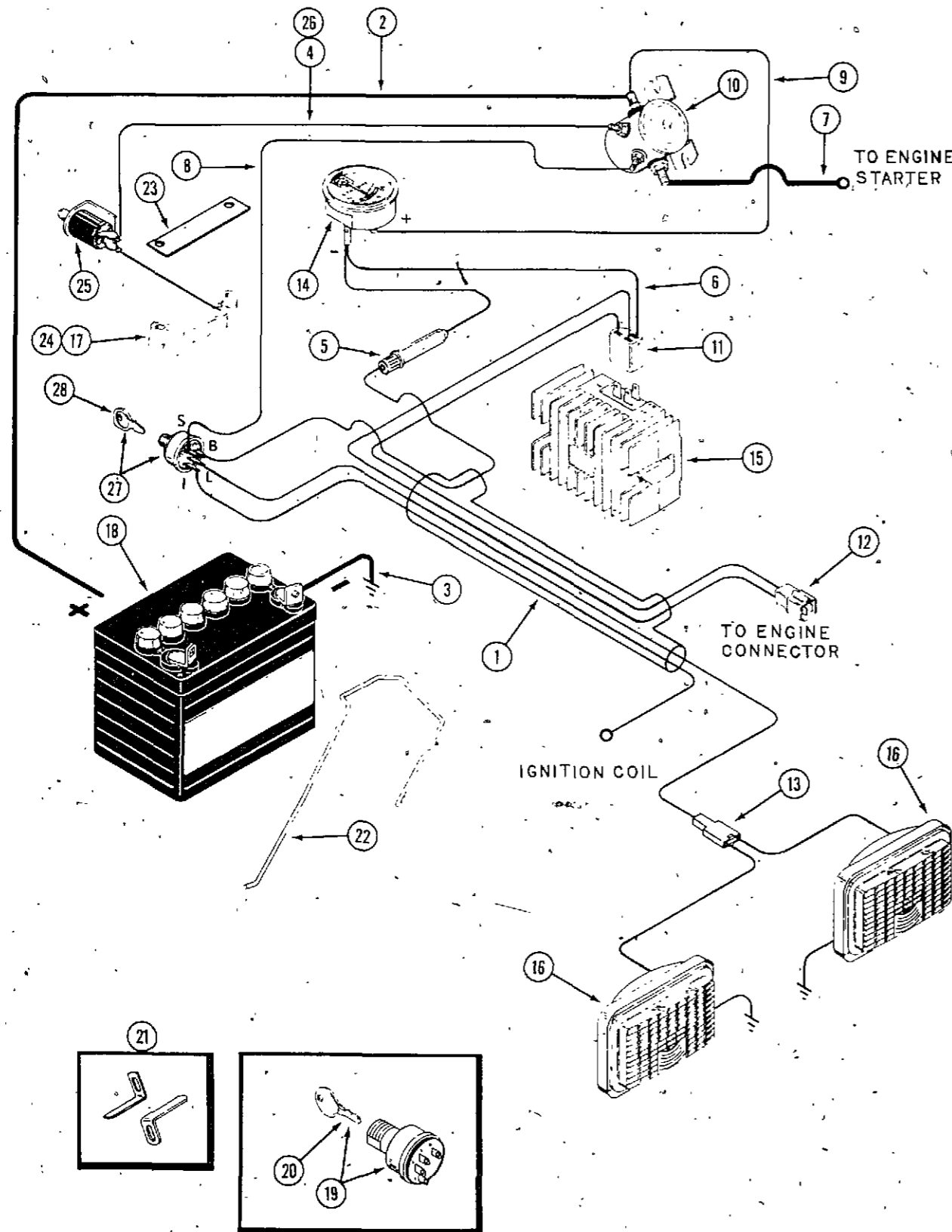
HYDRAULIC LIFT



REF.	PART NO.	DESCRIPTION	REQ'D
1	C 19661	CROSS SHAFT ASSEMBLY	1
2	219- 404	FITTING - lube	1
3	C 18251	PIN - cylinder to lever	1
4	132- 310	PIN - cotter 1/8" x 1"	5
5	C 17734	HOSE - long	1
6	C 17249	BRACKET - mounting, top	2
7	C 17250	BRACKET - mounting, bottom	2
8	113- 207	BOLT - 3/8" x 7/8" NC hex	4
9	131- 1181	NUT - 3/8" NC hex	4
10	C 16163	LEVER - lift control	1
11	A 37247	KNOB - control lever	1
12	C 12093	BUSHING - lift lever	1
13	132- .26	PIN - cotter 3/32" x 3/4"	1
14	195- 533	WASHER - 1/2"	1
15	C 21518	WASHER - nylon	1
16	C 25595	SPRING - control lever	1
17	195- 521	WASHER - 5/16"	1
18	C 18742	ROD - control	1
19	129- 122	NUT - 5/16 NF hex	1
20	C 19025	BALL JOINT	1
21	113- 207	BOLT - 3/8" x 1" NC hex	2
22	131- 178	LOCKNUT - 3/8" NC hex	2
23	195- 104	WASHER - 3/8" x 1-1/8" O.D.	2
25	C 26188	PIN - cylinder foot	1
26	NSS	VALVE - hydraulic, two spool (used S/N 9679207 and after) repairs page 45 (use C25967)	1
26	NSS	VALVE - hydraulic, two spool (used prior to S/N 9679207) repairs page 45	1
27	218- 5056	FITTING - valve (Includes 218-5004 "O" ring)	2
28	C 17224	HOSE - short	1
29	C 19475	CYLINDER - lift	1
30	C 19476	BODY - cylinder	1
31	C 19104	ROD AND PISTON ASSEMBLY	1
32	C 17732	FOOT - cylinder	1
33	C 14970	SEAL	1
34	A 7623	"O" RING	1
35	A 30971	"O" RING	2
	C 13106	COVER - lube fitting	1

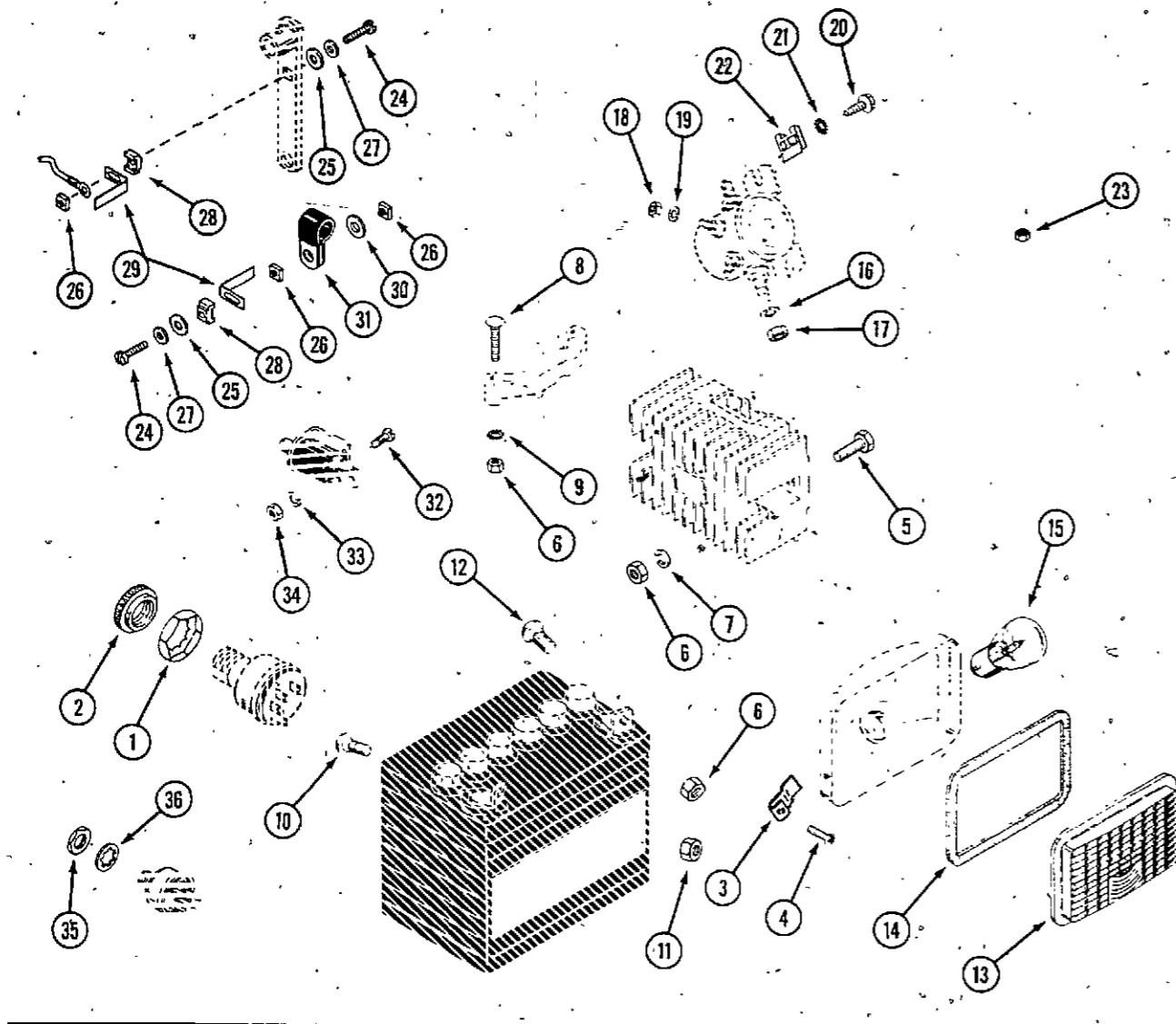


ELECTRICAL SYSTEM

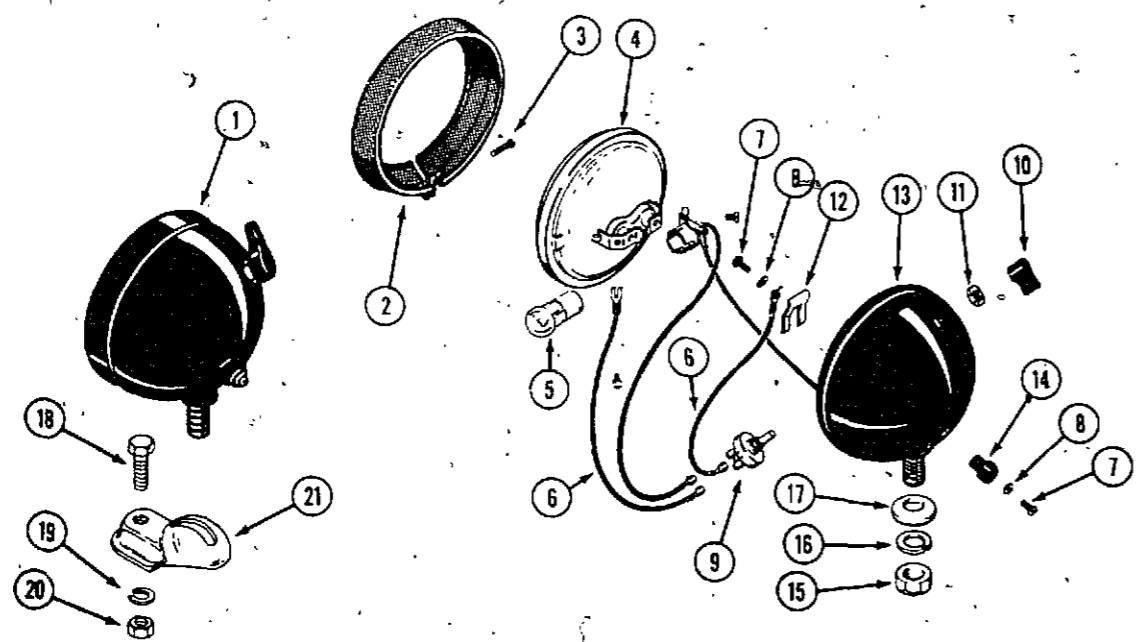
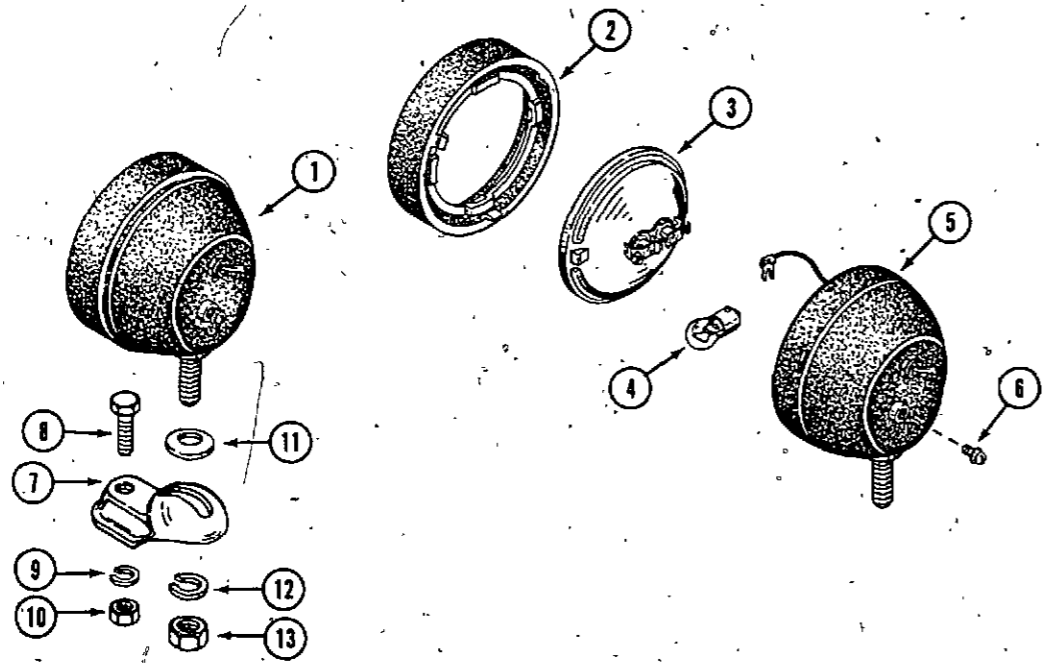


REF.	PART NO.	DESCRIPTION	REQ'D
1	C 19228	HARNESS - wire	1
2	C 14565	CABLE - battery to solenoid	1
3	C 14566	CABLE - battery to ground (Black 12")	1
4	C 19055	WIRE - solenoid to PTO safety switch (used prior to S/N 9715216)	1
5	223- 31	FUSE - 30 amp.	1
6	C 19231	WIRE - ammeter to rectifier (Red 9")	1
7	C 19232	CABLE - solenoid to starter (Black 18")	1
8	C 19229	WIRE - solenoid to ignition switch (Yellow 9")	1
9	C 19230	WIRE - solenoid to ammeter (White 8-1/2")	1
10	C 14553	SOLENOID - start	1
11	C 19378	CONNECTOR - regulator, 3 contact	1
12	C 19379	CONNECTOR - engine, 2 contact	1
13	C 14537	CONNECTOR - headlamp	1
14	C 18389	AMMETER - 30-0-30 amp.	1
15	C 21945	REGULATOR - rectifier	1
16	C 22571	HEADLAMP ASSEMBLY - 12 volt	2
17	NSS	SWITCH ASSY. - neutral start (prior to S/N 9713926 use C21988 and C21989)	1
18	C 18197	BATTERY - 12 volt	1
19	C 23839	KIT - ignition (includes key) (used prior to S/N 9715216)	1
20	C 17763	KEY - ignition (used prior to S/N 9715216)	1
21	C 18115	SWITCH - PTO (used prior to S/N 9714911)	2
22	C 16239	STRAP - battery hold down	1
23	C 21989	INSULATOR - neutral start	1
24	C 23002	SWITCH ASSY. - neutral start (used S/N 9713926 and after)	1
25	C 22765	SWITCH - PTO (used S/N 9714911 and after)	1
26	C 23003	WIRE - solenoid to PTO switch (black 20") used S/N 9714911 and after	1
27	C 23010	SWITCH - ignition (used S/N 9715216 and after)	1
28	A 24509	KEY - ignition (used S/N 9715216 and after)	1

ELECTRICAL SYSTEM HARDWARE



REF.	PART NO.	DESCRIPTION	REQ'D
1	C 14060	NUT - back up (used prior to S/N 9715216)	1
2	C 17921	NUT - escutcheon (used prior to S/N 9715216)	1
3	131- 629	NUT - speed type "U"	4
4	187- 1047	SCREW - #8 x 1/2" self tap. Phillips	4
5	113- 1	BOLT - 1/4" x 1/2" NC hex	2
6	129- 101	NUT - 1/4"	5
7	192- 19	LOCKWASHER - 1/4" NC hex	2
8	111- 131	BOLT - 1/4" x 1-1/8" NC rd. sq. neck	2
9	193- 57	LOCKWASHER - 1/4" external tooth	2
10	111- 202	BOLT - 5/16 x 3/4" NC round head, square neck	1
11	129- 102	NUT - 5/16" NC hex	1
12	111- 108	BOLT - 1/4" NC round head, square neck	1
	C 22571	HEADLAMP ASSEMBLY - 12 volt	2
13	C 22573	LENS - headlamp	1
14	C 14304	GASKET - headlamp	2
15	C 14305	BULB - headlamp - 12 volt	1
16	192- 20	LOCKWASHER - 5/16"	2
17	129- 122	NUT - 5/16" NF hex	2
18	129- 37	NUT - #10 NF hex	2
19	192- 18	LOCKWASHER #10	2
20	187- 485	SCREW - #10 x 5/8" self tapping hex	2
21	193- 70	LOCKWASHER - #10 external tooth	2
22	C 10836	NUT - speed	2
23	129- 660	NUT - #10 - 32 UNF hex brass (use on ammeter minus terminal)	1
24	182- 523	SCREW - #10 x 7/8" binder head (used prior to S/N 9714911)	2
25	C 19254	WASHER - nylon 13/64" (used prior to S/N 9714911)	2
26	129- 77	NUT - square, #10 n.f. (used prior to S/N 9714911)	2
27	195- 513	WASHER - #10 (used prior to S/N 9714911)	2
28	C 19246	HOLDER - strip switch (used prior to S/N 9714911)	2
29	C 18115	STRIP - safety switch (used prior to S/N 9714911)	2
30	195- 521	WASHER - 11/32" (used prior to S/N 9714911)	1
31	C 21679	CLAMP - choke and throttle cable (used prior to S/N 9714911)	1
32	182- 528	SCREW - #10 - 32 x 1/2" pan head (used S/N 9714911 and after)	2
33	192- 18	LOCKWASHER - 3/16" zinc plated (used S/N 9714911 and after)	2
34	129- 37	NUT - #10 - 32 hex zinc plated (used S/N 9714911 and after)	2
35	C 23330	NUT - switch mounting (used S/N 9715216 and after)	1
36	C 23012	LOCKWASHER - internal tooth (used S/N 9715216 and after)	1

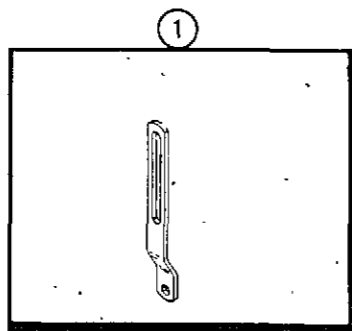
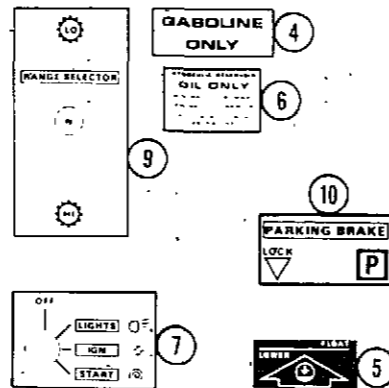
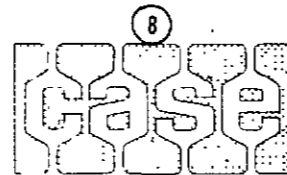
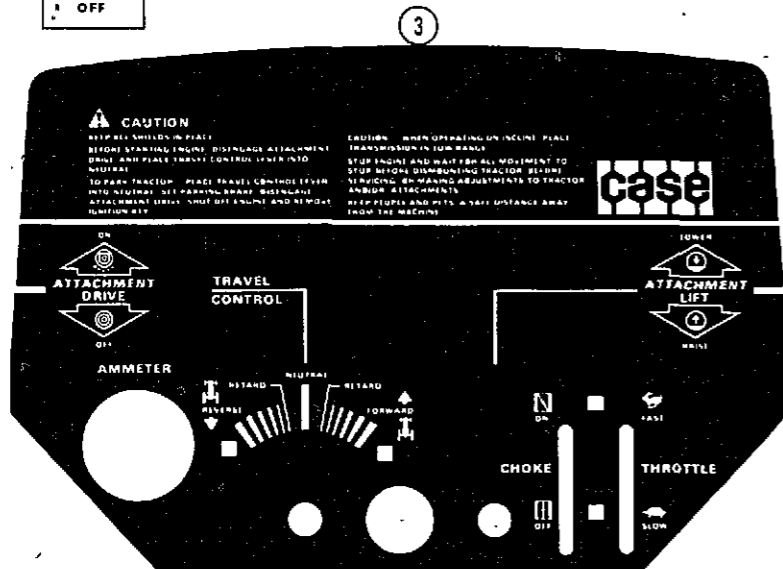
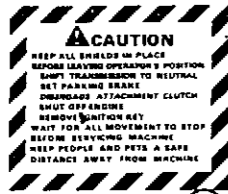


D 70115 FLOOD AND TAIL LAMP (OPTIONAL)

REF.	PART NO.	DESCRIPTION	REQ'D
1	D 70115	LIGHT ASSEMBLY - flood and tail	1
2	A 25213	RETAINER - sealed beam	1
3	A 40855	LAMP - sealed beam #4409X	1
4	33686	BULB - tail #1141	1
5	NSS	SHELL - light	1
6	193- 543	SCREW AND LOCKWASHER - #8 - 32 x 3/8" N.C.	1
7	A 34046	BRACKET - mounting, tail lamp	1
8	113- 209	BOLT - 3/8 x 1-1/2" N.C. hex	1
9	192- 21	LOCKWASHER - 3/8"	1
10	129- 103	NUT - 3/8" N.C. hex	1
11	10923	WASHER - bearing	1
12	192- 23	LOCKWASHER - 1/2"	1
13	129- 105	NUT - 1/2" N.C. hex	1

A20965 TAIL LAMP (OPTIONAL)

1	NSS	LAMP ASSEMBLY - flood and tail (use D70115 for service)	1
2	B 50255	MOLDING - lamp retaining	1
3	10934	SCREW - molding	1
4	A 40855	LAMP - sealed unit	1
5	B 50223	BULB - red 15 C.P. 12 volt	1
6	B 50273	WIRE - switch	2
7	182- 82	SCREW - wire	2
8	193- 4	WASHER - 1/4" lock	2
9	NSS	SWITCH (see kit below)	1
10	NSS	KNOB - switch (see kit below)	1
11	A 39888	NUT - switch	1
12	10927	SPRING - terminal	1
13	NSS	BODY	1
14	B 50293	TERMINAL - wire	1
15	129- 105	NUT - 1/2" NC hex	1
16	192- 23	WASHER - 1/2" lock	1
17	10923	WASHER - bearing	1
18	113- 209	BOLT - 3/8 x 1-1/2" NC hex, zinc plated	1
19	192- 21	LOCKWASHER - 3/8" zinc plated	1
20	129- 103	NUT - 3/8" NC hex, zinc plated	1
21	A 34046	BRACKET - mounting, tail lamp	1
	A 43182	KIT - switch (includes knob)	1



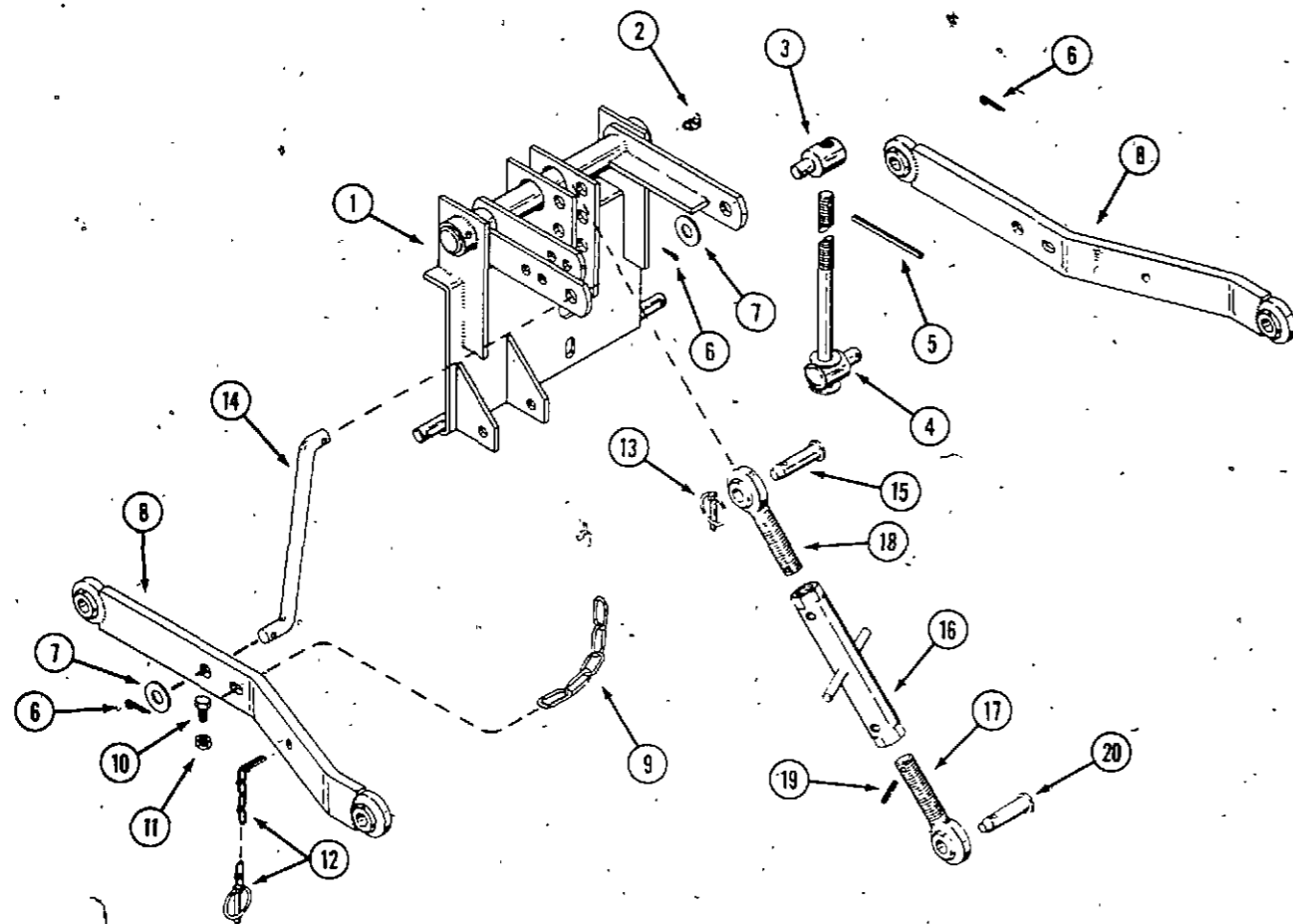
DECALS

REF.	PART NO.	DESCRIPTION	REQ'D
1	321- 2501	DECAL - hood L.H.	1
2	321- 2500	DECAL - hood R.H.	1
3	321- 2625	DECAL - instrument panel (used S/N 9679207 and after)	1
3	321- 2503	DECAL - instrument panel (used prior to S/N 9679207)	1
4	321- 18	DECAL - gasoline	1
5	321- 2658	DECAL - float	1
6	321- 4767	DECAL - hydraulic reservoir	1
7	321- 1786	DECAL - ignition switch	1
8	321- 1423	DECAL - "CASE" (used S/N 9679207 and after)	1
8	321- 6379	DECAL - "CASE" (used prior to S/N 9679207)	1
9	321- 1788	DECAL - shift range	1
10	321- 6227	DECAL - parking brake	1
11	321- 2111	DECAL - attachment drive (used prior to S/N 9679207)	1
12	321- 2487	DECAL - "Caution" (used prior to S/N 9679207)	1

MOWER LIFT LINK

1	C 19652	LINK - lift, rotary mower (shipped loose with tractor)	1
---	---------	--	---

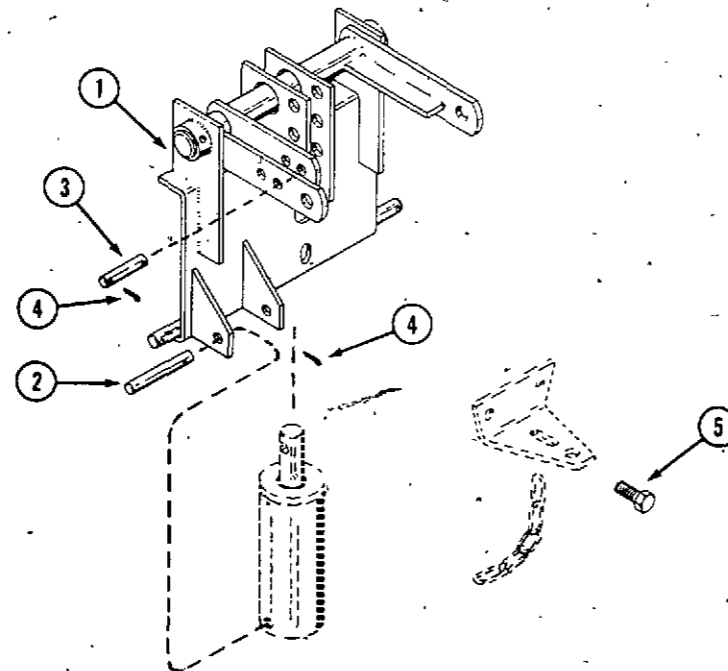
**H26 THREE POINT HITCH  
FRAME, LIFT RODS AND ARMS**



REF.	PART NO.	DESCRIPTION	REQ'D
1	C 19740	HITCH PLATE ASSEMBLY	1
2	219- 405	FITTING - lube	2
3	C 14722	NUT - lift rod	1
4	C 14724	ROD ASSEMBLY - R.H. lift.	1
5	138- 309	PIN - roll 1/4 x 4"	1
6	132- 91	PIN - cotter 3/16 x 1"	6
7	195- 541	WASHER - plain 5/8"	4
8	C 14715	ARM - lift.	2
9	C 14991	CHAIN - stay 19 links	1
10	113- 118	BOLT - 5/16 x 5/8" NC hex, zinc plated.	2
11	131- 176	NUT - lock 5/16" NC hex	2
13	B 52118	PIN - klik	2
13	A 30338	PIN - klik	3
14	C 14725	ROD - lift L.H.	1
15	C 14717	PIN - clevis	1
	C 14712	LINK ASSEMBLY	1
16	C 14703	CENTER TUBE ASSEMBLY	1
17	C 14709	BALL END ASSEMBLY R.H. THREAD.	1
18	C 14710	BALL END ASSEMBLY L.H. THREAD.	1
19	138- 59	PIN - roll 1/8 x 7/8"	2
20	C 16128	PIN - clevis 5/8 x 3"	1

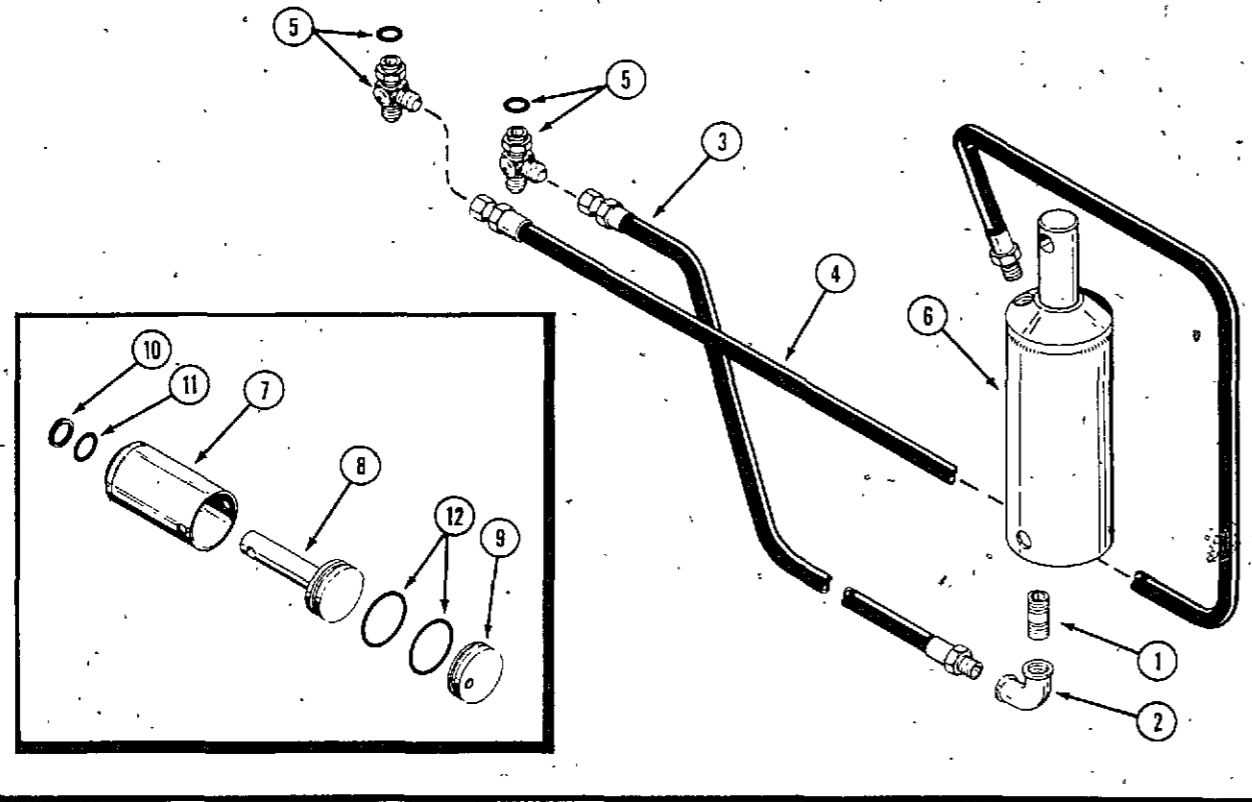
**CYLINDER AND DRAWBAR MOUNTING**

1	C 19740	HITCH PLATE ASSEMBLY	1
2	C 14975	PIN - lower cylinder mounting	1
3	C 14976	PIN - upper cylinder mounting	1
4	132- 310	PIN - cotter 1/8 x 1"	3
5	113- 417	BOLT - 1/2 x 1-1/4" NC, hex, zinc plated.	2





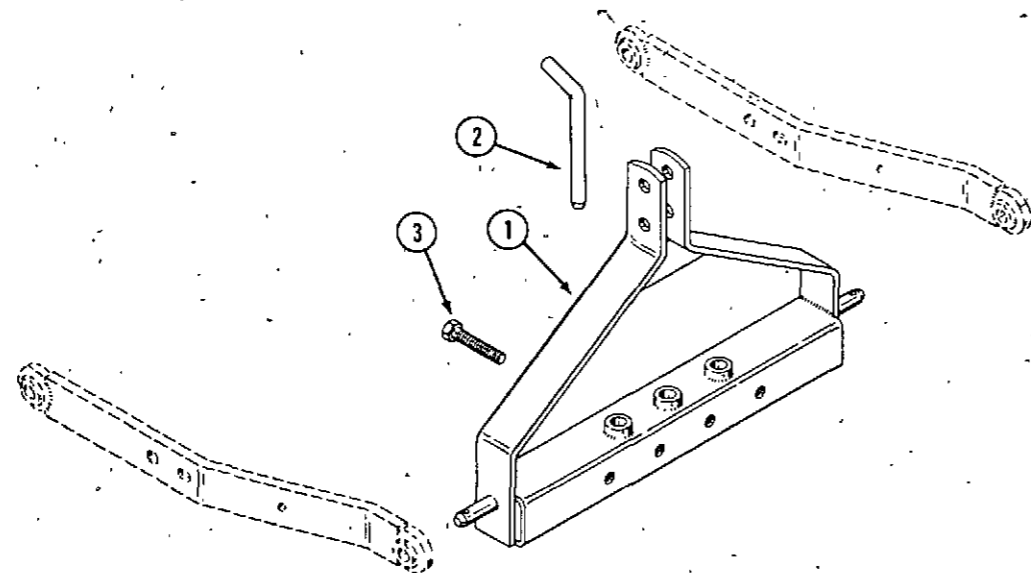
MODEL H26 THREE POINT HITCH AND MODEL F27 HITCH ADAPTER  
HYDRAULIC CONNECTIONS AND COMPONENTS

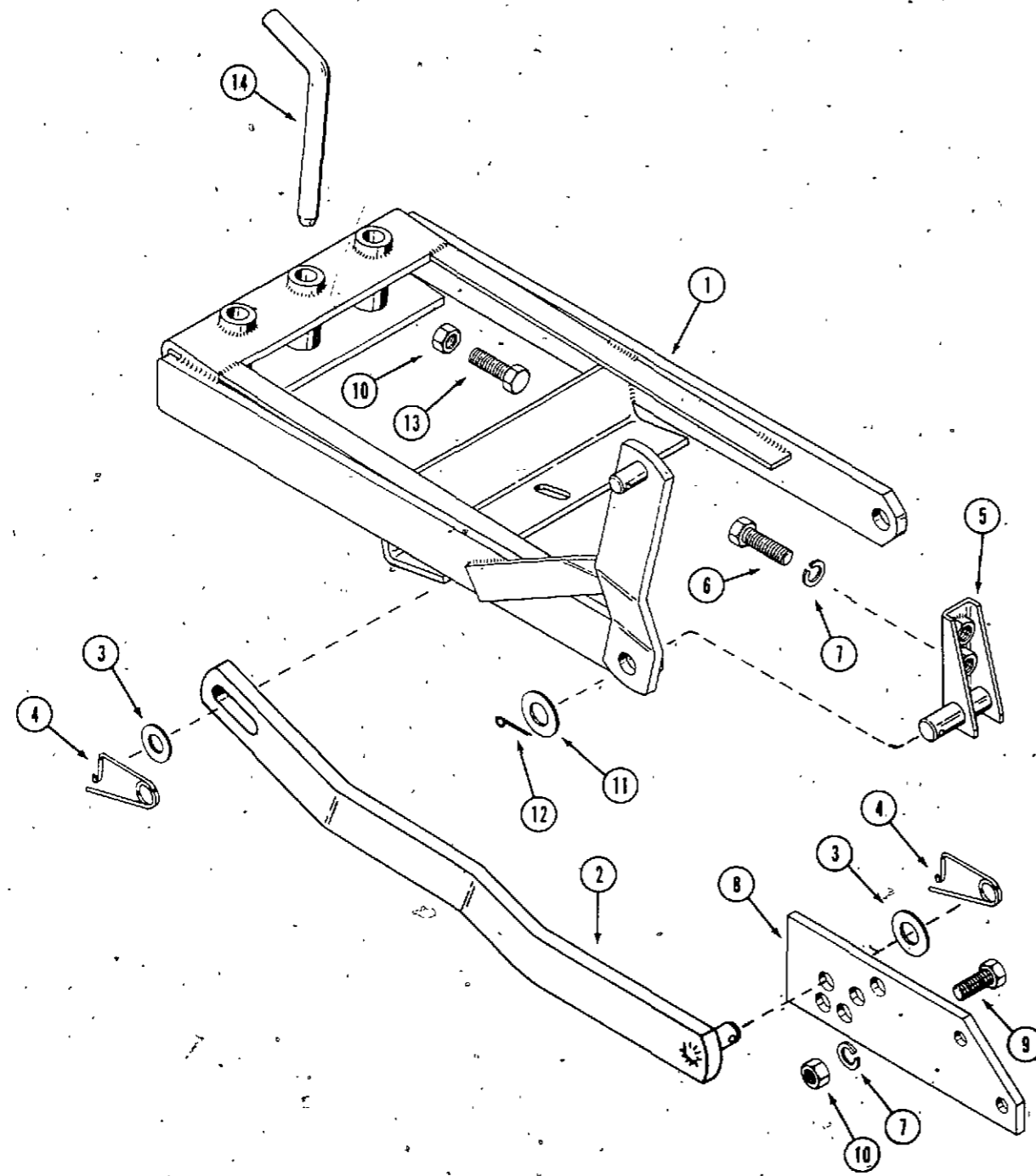


REF.	PART NO.	DESCRIPTION	REQ'D
1	221- 1134	NIPPLE - 1/4 x 1-1/2"	1
2	221- 1375	ELBOW - 90°	1
3	C 25369	HOSE - hydraulic short	1
4	C 25368	HOSE - hydraulic long	1
5	218- 5291	FITTING - tee (Includes 218-5004 "O" ring)	2
6	NSS	CYLINDER ASSEMBLY (order (1) C19480 and (1) S10817)	1
7	C 19476	BODY - cylinder (also use S10817 pin)	1
8	C 19469	ROD AND PISTON ASSEMBLY	1
9	C 14692	FOOT - cylinder	1
10	C 14970	SEAL - wiper	1
11	A 7623	"O" RING	1
12	A 30971	"O" RING	2

MODEL F27 HITCH ADAPTER

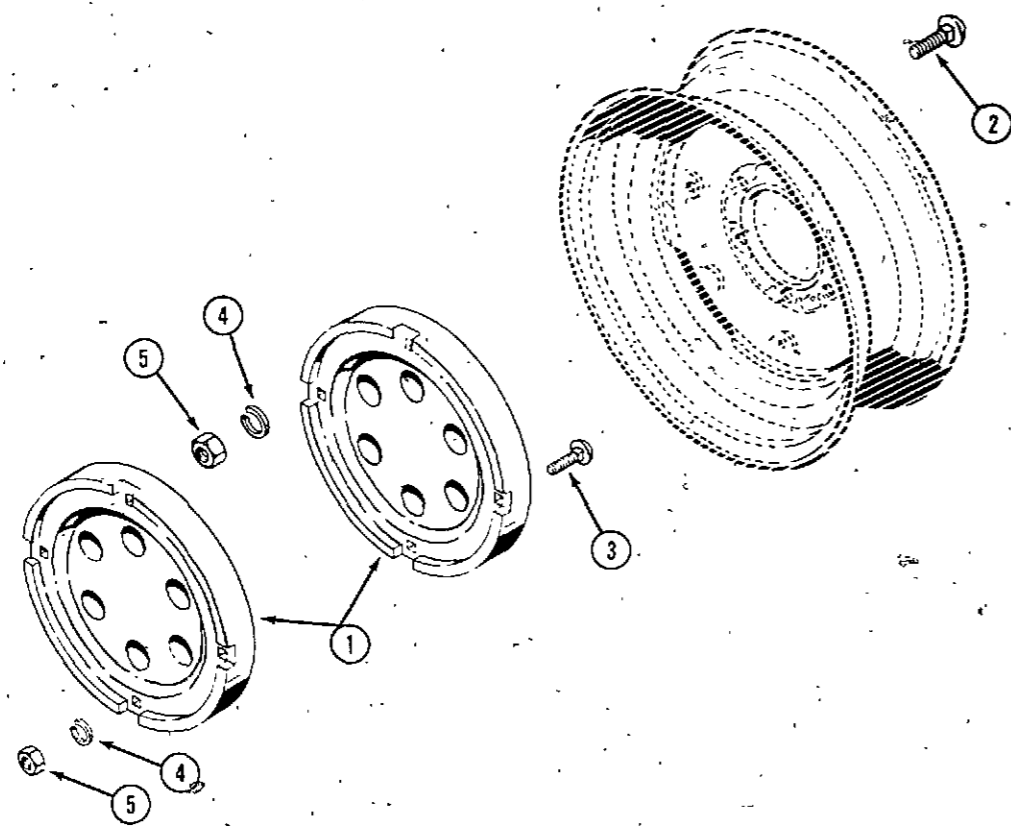
1	C 14872	BRACKET - hitch adapter	1
2	C 14568	PIN - drawbar	1
3	113- 425	BOLT - 1/2 x 3" NC hex, zinc plated	4





H24 SLEEVE HITCH

REF.	PART NO.	DESCRIPTION	REQ'D
1	C 14867	HITCH FRAME ASSEMBLY .....	1
2	C 14457	ARM - lift .....	1
3	195- 541	WASHER - plain 21/32" .....	2
4	C 10898	PIN - safety .....	2
5	C 14459	BRACKET - hitch mounting R.H. shown .....	1
5	C 25789	BRACKET - hitch mounting L.H. ....	1
6	113- 417	BOLT - 1/2 x 1-1/4" NC hex, zinc plated .....	4
7	192- 23	LOCKWASHER - 1/2" zinc plated .....	6
8	C 25382	PLATE - lift lever .....	1
9	113- 417	BOLT - 1/2 x 1-1/4" NC hex, zinc plated .....	2
10	129- 105	NUT - 1/2" NC hex, zinc plated .....	4
11	195- 545	WASHER - plain 3/4" zinc plated .....	2
12	132- 306	PIN - cotter 3/16 x 1-3/4" .....	2
13	113- 421	BOLT - 1/2 x 2" NC hex, zinc plated .....	2
14	C 14568	PIN - drawbar .....	1

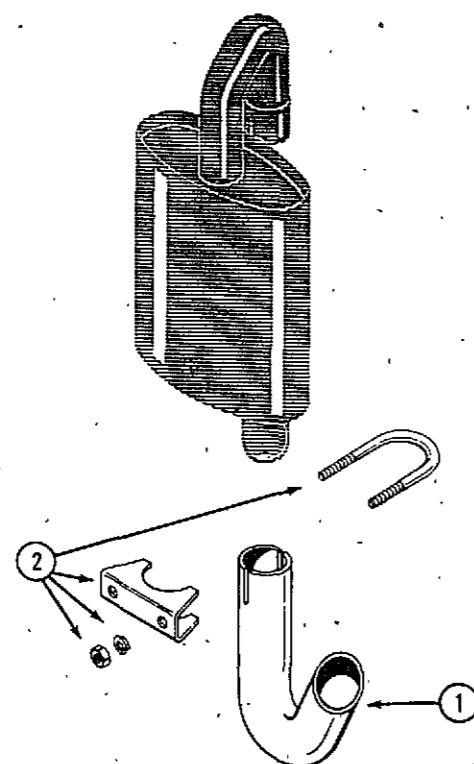


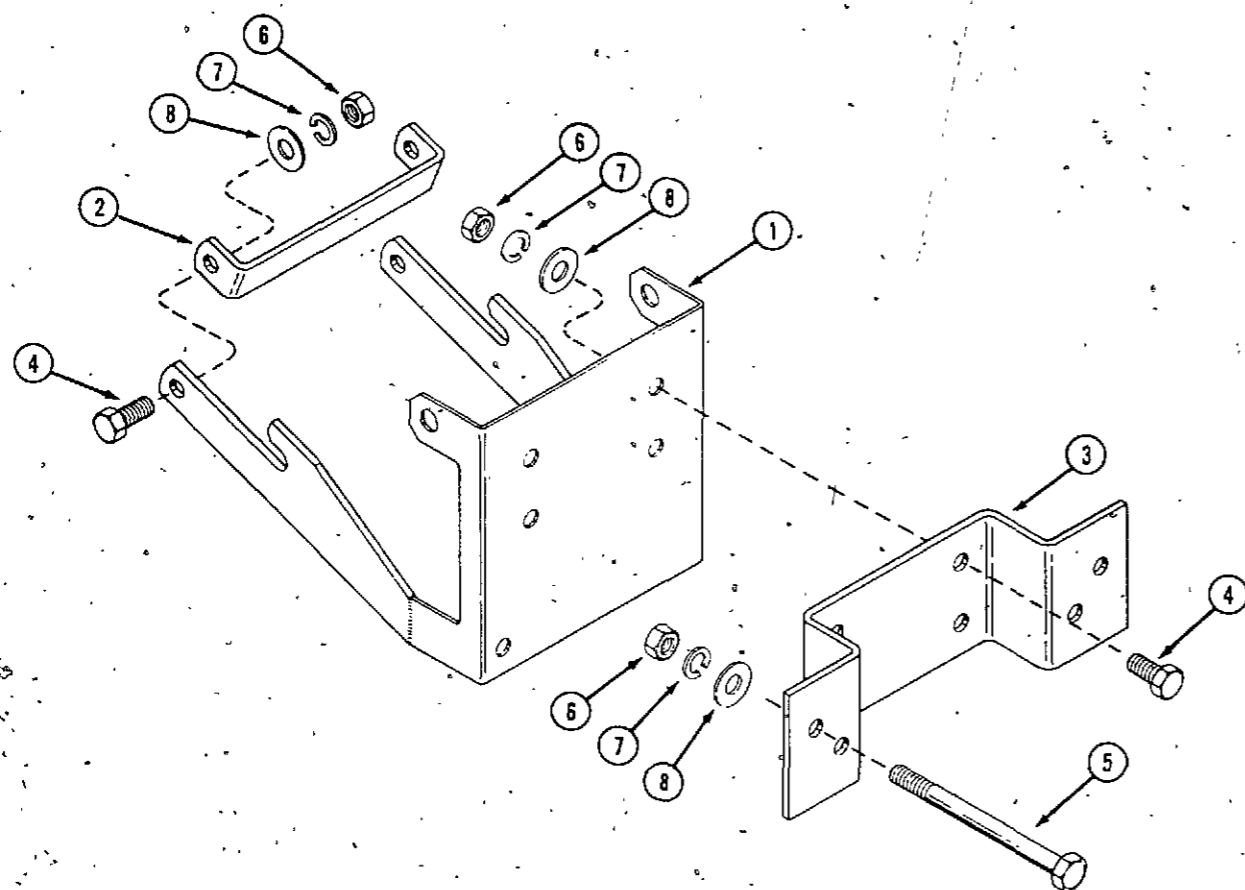
**D10 WHEEL WEIGHTS**

REF.	PART NO.	DESCRIPTION	REQ'D
1	NSS	WEIGHT - wheel 15" and 16 (Order as Machinery Item)	4
2	111- 530	BOLT - 1/2 x 2-1/2" round head, square neck, NC, zinc plated	4
3	.111- 531	BOLT - 1/2 x 2-3/4" round head, square neck, NC, zinc plated	4
4	92- 8	LOCKWASHER - 1/2" zinc plated	8
5	129- 105	NUT - 1/2" NC hex	8

**EXHAUST EXTENSION KIT (OPTIONAL)  
(USED WITH J-2 CAB INSTALLATION)**

1	C 22755	KIT - exhaust extension	1
2	C 22722	PIPE - exhaust extension	2
	L 13452	CLAMP ASSEMBLY - exhaust	2



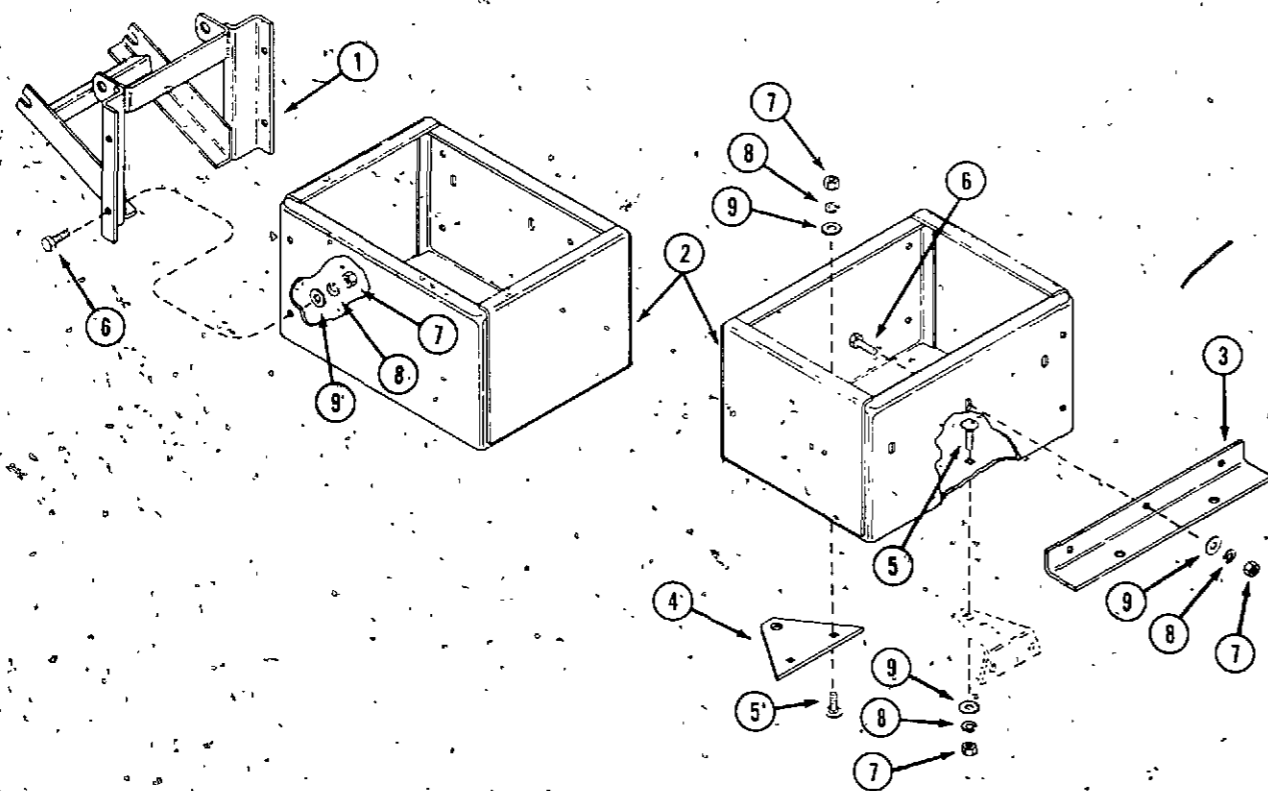


MODEL H18 FRONT END WEIGHT BRACKETS

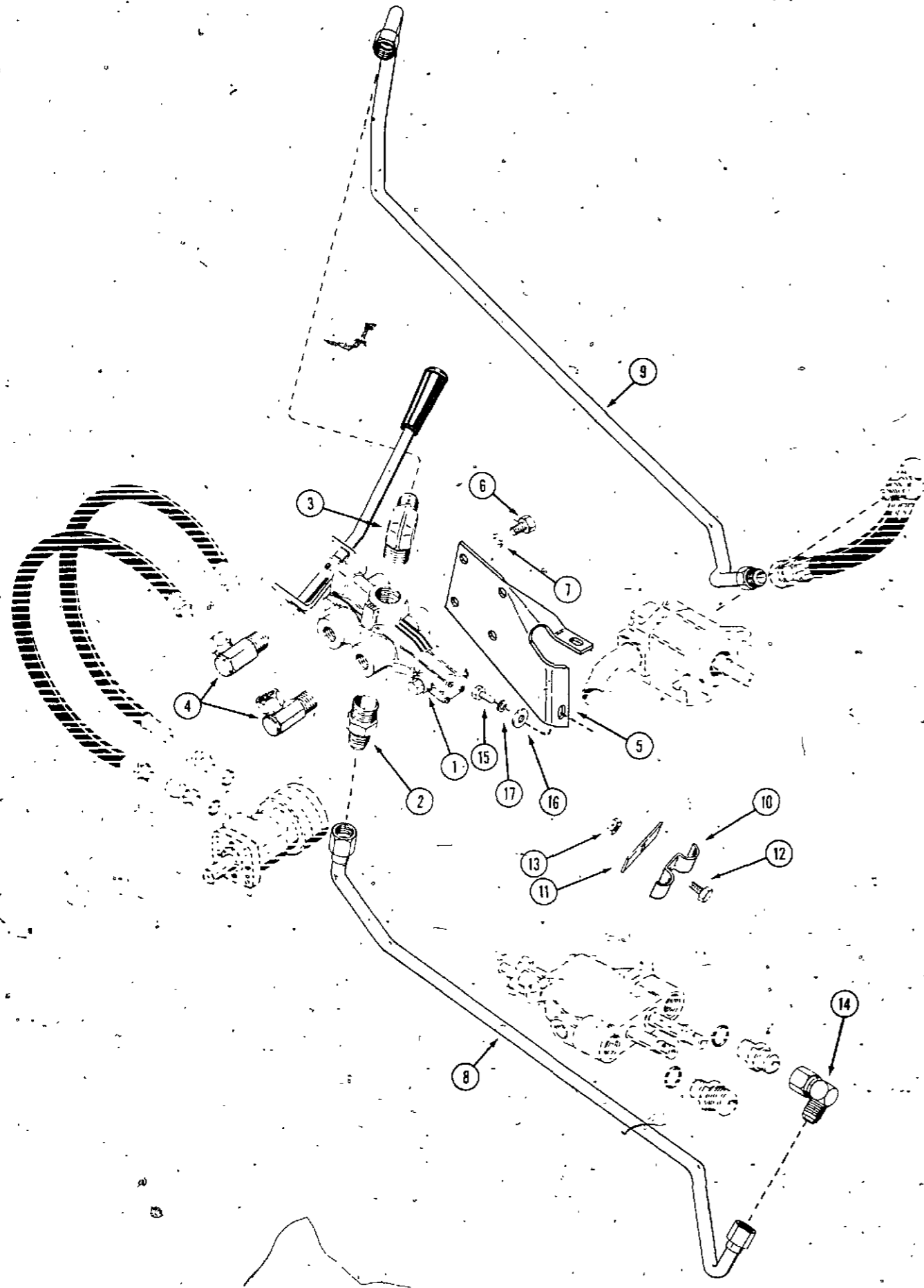
REF.	PART NO.	DESCRIPTION	REQ'D
1	C 16581	BRACKET - mounting	1
2	C 17161	BRACE - rear	1
3	C 17162	BRACKET - weight mounting	1
4	113- 417	BOLT - 1/2 x 1-1/2" NC hex, zinc plated	6
5	113- 443	BOLT - 1/2 x 6-1/2" NC hex	2
6	129- 105	NUT - 1/2" NC hex, zinc plated	8
7	192- 23	LOCKWASHER - 1/2"	8
8	195- 533	WASHER - 1/2" zinc plated	8

MODEL H13 WEIGHT BOX

1	C 17859	FRAME - weight box	1
2	C 17863	BOX - weight	1
3	C 17860	SUPPORT - weight box	1
4	C 17636	PLATE - hitch	1
5	111- 317	BOLT - 3/8 x 1" round head, square neck	3
6	113- 207	BOLT - 3/8 x 1" NC hex	4
7	129- 103	NUT - 3/8" NC hex	7
8	192- 21	LOCKWASHER - 3/8"	7
9	195- 525	WASHER - 3/8"	7

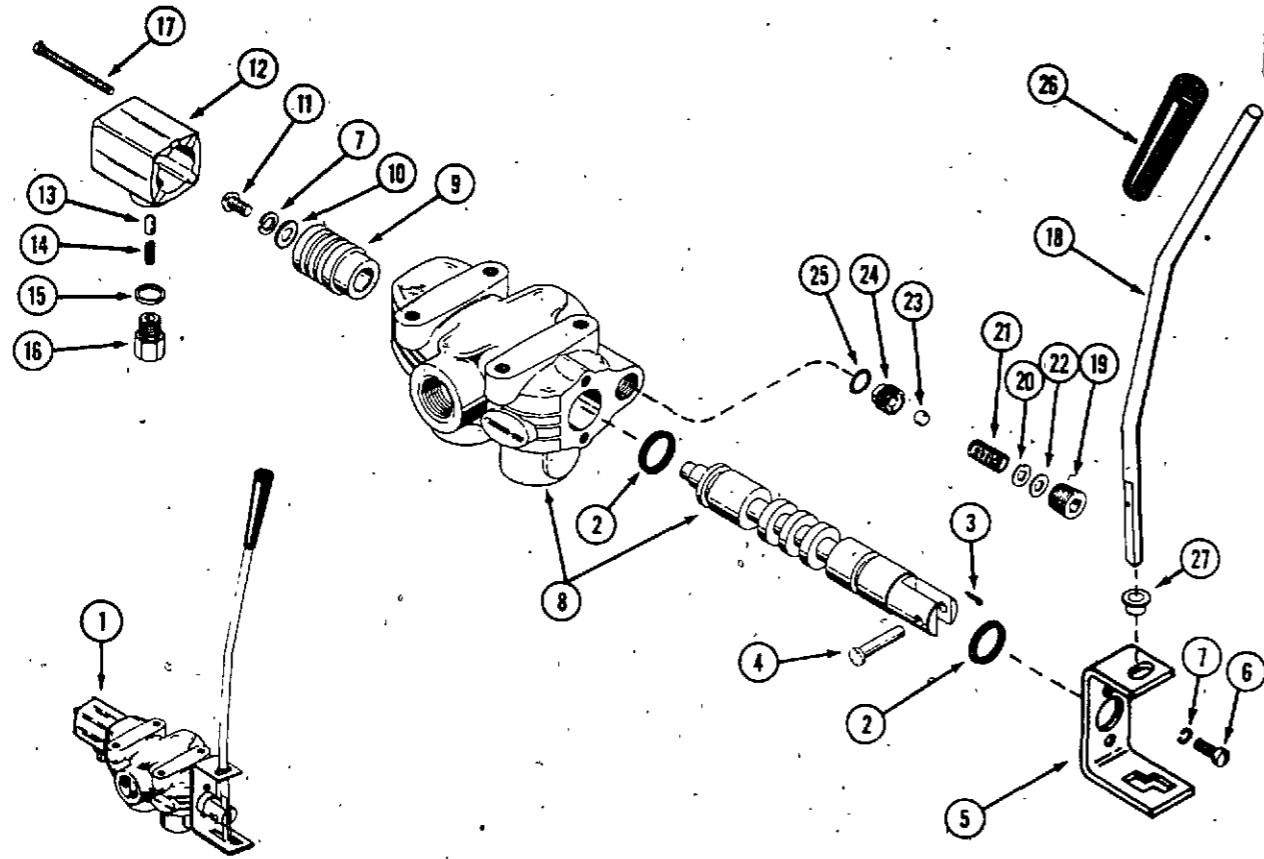


J-17 HYDRAULIC PTO KIT



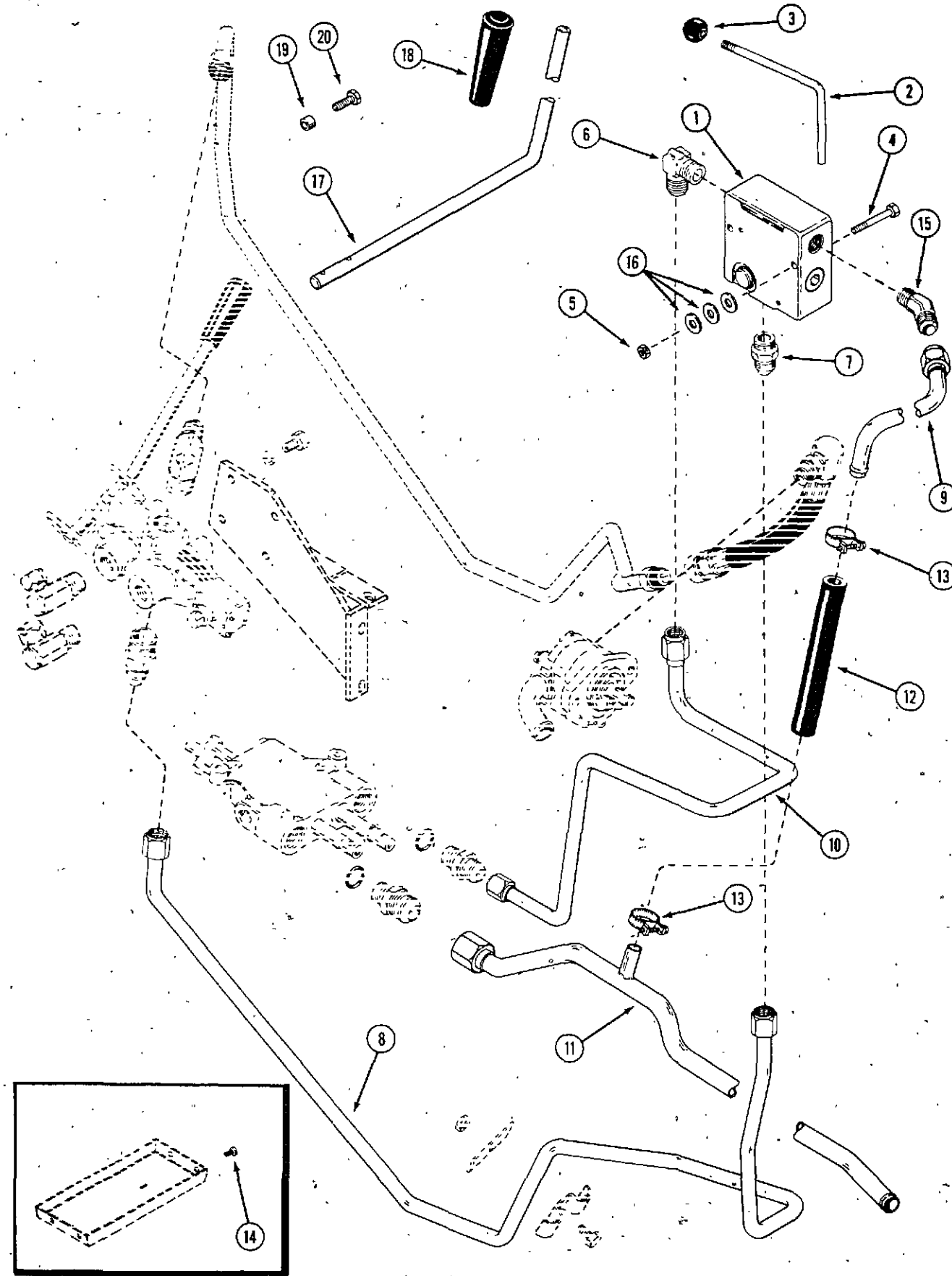
REF.	PART NO.	DESCRIPTION	REQ'D
1	C 18281	VALVE - PTO control	1
2	218- 457	FITTING - straight 3/4" NPT x 5/8" tube	1
3	218- 494	FITTING - elbow 90°, 3/4" NPT x 5/8" tube	1
4	218- 927	FITTING - elbow - 90°, 1/2" NPT x 1/2" female NPSM, swivel	2
5	C 23337	BRACKET - valve mounting	1
6	113- 206	BOLT - 3/8" hex NC x 3/4"	4
7	192- 21	LOCKWASHER - 3/8"	4
8	C 23888	TUBE - PTO valve to travel control valve	1
9	C 23962	TUBE - pump to PTO valve	1
10	C 15389	CLAMP - double tubing (early production)	1
11	C 19424	BAR - clamp (early production)	1
12	113- 102	BOLT - 5/16" hex NC x 3/4" (early production)	1
13	129- 102	LOCKNUT - 5/16" NC hex (early production)	1
14	218- 5232	FITTING - 90° swivel elbow 37° x 37° flare 3/4" NPT x 5/8" tube	1
15	113- 103	BOLT - 5/16" x 1"	3
16	195- 521	WASHER - 5/16"	3
17	192- 20	LOCKWASHER - 5/16"	3

J-17 HYDRAULIC PTO VALVE



REF.	PART NO.	DESCRIPTION	REQ'D
1	C 18281	VALVE - control	1
2	C 11891	SEAL - U-cup	2
3	132- 5	PIN - cotter 1/16" x 1/2"	1
4	36627	PIN - handle	1
5	C 19422	BRACKET - handle	1
6	71- 410	SCREW - 1/4" x 5/8" NC fillister head	2
7	36628	LOCKWASHER - 1/4"	3
8	NSS	BODY AND SPOOL ASSEMBLY (Order C18281)	1
9	C 11895	ADAPTER - spool	1
10	95- 4	WASHER - plain 1/4"	1
11	75- 48	SCREW - 1/4" x 1/2" rd. hd. machine	1
12	C 11893	BONNET - detent	1
13	C 11901	PIN - detent	1
14	C 11892	SPRING - detent	1
15	C 11886	WASHER - detent spring	1
16	C 11887	CAP - detent	1
17	169- 88	SCREW - bonnet 8-32 x 2-1/4" fillister head	4
18	C 19423	LEVER - valve	1
19	221- 1842	PLUG - relief 3/8" NPT.	1
20	D 39712	SHIM - .010" thick	UAR
21	T 40189	SPRING - relief	1
22	A 55894	SHIM - .020" thick	UAR
23	211- 11	BALL - relief 3/8"	1
24	C 18417	SEAT - relief	1
25	A 27891	"O" RING - relief seat	1
26	A 37247	KNOB - hand throttle	1
27	C 12127	BUSHING - nylon	1

## MODEL J-19 AND K-19 FLOW CONTROL VALVE KITS



REF.	PART NO.	DESCRIPTION	REQ'D
1	C 18722	VALVE - flow control	1
2	C 18720	LEVER - valve	1
3	A 61683	KNOB - lever	1
4	113- 12	BOLT - 1/4" x 2-1/2" NC hex	2
5	131- 1115	NUT - lock 1/4" NC hex	2
6	218- 485	FITTING - elbow 90° 1/2" NPT	1
7	218- 445	FITTING - straight 1/2" NPT	2
8	C 19402	TUBE - valve to PTO valve	1
9	C 19404	TUBE - bypass to return line	1
10	C 19403	TUBE - valve to tractor valve	1
11	C 19405	TUBE - heat exchanger	1
12	L 79701	HOSE - return	1
13	214- 253	CLAMP - hose	2
14	182- 515	SCREW - battery tray 5/16" x 5/8" pan head	2
15	218- 535	FITTING - 45° 1/2" NPT x 5/8" tube	1
16	195- 518	WASHER - spacer, valve 1/4" (K-19)	6
17	C 21591	LEVER - PTO (K-19)	1
18	A 37247	KNOB - lever, PTO (K-19)	1
19	C 21592	SPACER - rectifier mtg. (446) (K-19)	2
20	113- 4	BOLT - rectifier mtg. 1/4 x 1" (446) (K-19)	2
	C 18719	DECAL - valve, "slow - fast"	1

NUMERICAL INDEX

NUMERICAL INDEX

PART NO.	PAGE NO.	REF. NO.	PART NO.	PAGE NO.	REF. NO.	PART NO.	PAGE NO.	REF. NO.	PART NO.	PAGE NO.	REF. NO.	PART NO.	PAGE NO.	REF. NO.	PART NO.	PAGE NO.	REF. NO.						
	10923	55	11	C	11887	71	16	C	14566	51	3	C	15737	43	10	C	17622	39	10	C	19113	43	3
	10923	55	17	C	11891	71	2	C	14568	61	2	C	15737	43B	10	C	17636	67	4	C	19114	43	9
	10927	55	12	C	11892	71	14	C	14568	63	14	C	15738	43	11	C	17732	49	32	C	19179	37	10
	10934	55	3	C	11893	71	12	C	14644	47	24	C	15738	43B	11	C	17734	49	5	C	19183	37	17
	33686	55	4	C	11895	71	9	C	14655	39	35	C	15739	43	12	C	17763	51	20	C	19191	39	23
	36627	71	4	C	11901	71	13	C	14655	41		C	15739	43B	12	C	17859	67	1	C	19194	21	2
	36628	71	7	C	12093	41	2	C	14690	23	10	C	15740	43	13	C	17860	67	3	C	19195	21	1
A	7623	49	34	C	12093	49	12	C	14690	33	4	C	15740	43B	13	C	17863	67	2	C	19207	43	15
A	7623	61	11	C	12102	33	13	C	14692	61	9	C	16128	59	20	C	17898	39	25	C	19212	41	17
A	7982	45	4	C	12110	37	5	C	14703	59	16	C	16163	49	10	C	17921	53	2	C	19228	51	1
A	21075	43B	15	C	12127	71	27	C	14709	59	17	C	16164	37	21	C	18014	35	2	C	19229	51	8
A	24509	51	28	C	12224	23	2	C	14710	59	18	C	16170	29	2	C	18017	35	21	C	19230	51	9
A	25213	55	2	C	12551	47	25	C	14712	59		C	16200	35	4	C	18115	51	21	C	19231	51	6
A	27891	71	25	C	12552	47	26	C	14715	59	8	C	16239	29	23	C	18115	53	29	C	19232	51	7
A	30064	37	2	C	12713	47	2	C	14717	59	15	C	16239	51	22	C	18147	37	22	C	19238	23	3
A	30095	39	34	C	12718	47	36	C	14722	59	3	C	16339	47	22	C	18150	29	17	C	19245	29	29
A	30338	59	13	C	12723	47	10	C	14724	59	4	C	16362	29	12	C	18153	29	11	C	19246	53	28
A	30881	33	11	C	12725	47	21	C	14725	59	14	C	16363	23	4	C	18197	51	18	C	19250	37	1
A	30971	49	35	C	12975	33	10	C	14728	31	16	C	16373	29	24	C	18251	49	3	C	19251	37	11
A	30971	61	12	C	12975	35	20	C	14729	29	20	C	16379	37	15	C	18281	69	1	C	19254	53	25
A	34046	55	7	C	13106	33	8	C	14827	41	4	C	16384	33	17	C	18281	71	1	C	19260	21	3
A	34046	55	21	C	13106	35		C	14828	41	7	C	16393	31	17	C	18382	41	6	C	19261	21	2
A	35690	43	16	C	13106	37		C	14829	41	8	C	16404	31	2	C	18389	51	14	C	19261	21	2
A	37247	25	1	C	13106	49		C	14830	41	9	C	16408	31	1	C	18417	71	24	C	19362	25	1
A	37247	41	1	C	13196	47	16	C	14831	41	10	C	16429	31	7	C	18417	71	24	C	19378	51	11
A	37247	49	11	C	13197	47	17	C	14836	41	15	C	16444	31	15	C	18580	39	15	C	19379	51	12
A	37247	71	26	C	13200	45	12	C	14837	41	5	C	16445	31	15	C	18711	35	12	C	19402	73	8
A	37247	73	18	C	13200	45	12	C	14838	41	16	C	16516	41		C	18719	73		C	19403	73	10
A	39519	25	8	C	13211	47	9	C	14867	63	1	C	16516	41	1	C	18720	73	2	C	19404	73	9
A	39888	55	11	C	13241	47	5	C	14872	61	1	C	16516	41	1	C	18722	73	1	C	19405	73	11
A	40855	55	3	C	13261	47	40	C	14872	61	1	C	16581	67	1	C	18733	29	8	C	19417	31	6
A	40855	55	4	C	13266	47	8	C	14906	25	11	C	16616	27	1	C	18742	41	6	C	19422	71	5
A	43182	55		C	13360	35	1	C	14970	49	33	C	16616	27B	1	C	18742	49	18	C	19423	71	18
A	50096	47	18	C	13385	47	6	C	14970	61	10	C	16687	39	24	C	18786	33	18	C	19424	69	11
A	50773	43	16	C	13526	37	2	C	14975	59	2	C	16744	47	3	C	18797	39	21	C	19432	21	4
A	55894	71	22	C	13605	33	5	C	14976	59	3	C	16786	27	13	C	18813	33	1	C	19469	61	8
A	60273	45	1	C	13716	33	6	C	14991	59	9	C	16786	27B	13	C	18825	25	4	C	19475	49	29
A	60273	45	1	C	14060	53	1	C	15036	43	20	C	16796	23	7	C	18851	45		C	19476	49	30
A	61683	73	3	C	14168	47	23	C	15096	35	16	C	16945	35	1	C	18857	41	3	C	19476	61	7
A	62079	23	2	C	14195	39	12	C	15183	29	33	C	17066	31	20	C	18886	21	1	C	19652	57	1
A	70062	37	8	C	14195	39	12	C	15184	29	34	C	17152	31	14	C	18890	29	17	C	19661	49	1
A	70100	39	18	C	14200	35	6	C	15389	69	10	C	17161	67	2	C	18901	27	2	C	19740	59	1
AD	52ABS	21	5	C	14201	35	7	C	15410	29	14	C	17162	67	3	C	18908	27	15	C	19743	43	1
B	50223	55	5	C	14222	47	39	C	15410	31	9	C	17216	31	19	C	18910	27		C	19767	25	15
B	50255	55	2	C	14223	47	37	C	15515	27	7	C	17224	49	28	C	18911	25	3	C	19867	25	12
B	50273	55	6	C	14240	33	1	C	15515	27B	7	C	17249	49	6	C	18916	39	6	C	20035	25	3
B	50293	55	14	C	14241	33	1	C	15556	27	11	C	17250	49	7	C	18916	43	17	C	20036	25	7
B	52118	59	13	C	14245	39	14	C	15557	27	8	C	17268	49		C	18940	27	17	C	20037	25	2
B	52144	47	15	C	14246	33	3	C	15557	27B	8	C	17268	61	13	C	18991	29	1	C	20039	25	14
C	10657	23	1	C	14304	53	14	C	15731	43	4	C	17432	45	7	C	18992	35	5	C	20053	25	18
C	10836	53	22	C	14305	53	15	C	15731	43B	4	C	17433	45	8	C	19025	41	8	C	20057	29	4
C	10898	63	4	C	14457	63	2	C	15732	43	5	C	17435	45	9	C	19025	49	20	C	20093	25	5
C	11529	23	5	C	14459	63	5	C	15732	43B	5	C	17438	45	17	C	19037	41		C	20194	23	9
C	11529	39	16	C	14500	29	31	C	15733	43	6	C	17439	45	11	C	19040	41	2	C	20202	9	16
C	11545	23	6	C	14506	23	4	C	15733	43B	6	C	17440	45	14	C	19041	41	14	C	20203	9	16
C	11545	39	17	C	14534	31	12	C	15734	43	7	C	17441	45	13	C	19055	51	4	C	20204	9	16
C	11886	71	15	C	14537	51	13	C	15734	43B	7	C	17443	45	18	C	19063	37	7	C	20205	9	16
				C	14553	51	10	C	15735	43	8	C	17444	45	19	C	19064	37	8	C	20212	9	17
				C	14565	51	2	C	15735	43B	8	C	17445	45	15	C	19104	49	31	C	20215	9	19



## NUMERICAL INDEX

PART NO.	PAGE NO.	REF. NO.	PART NO.	PAGE NO.	REF. NO.	PART NO.	PAGE NO.	REF. NO.			
C	20216	17	2	C	20298	13	48	C	20401	5	11
C	20217	17	3	C	20299	13	48	C	20404	5	26
C	20219	9	25	C	20302	11	18	C	20405	5	23
C	20222	9	28	C	20303	9	20	C	20406	5	13
C	20223	9	2	C	20305	15	2	C	20407	5	20
C	20226	9	6	C	20307	15	4	C	20411	5	14
C	20227	9	5	C	20309	15	6	C	20412	5	16
C	20229	9	8	C	20310	15	7	C	20412	13	45
C	20230	19	22	C	20312	15	9	C	20415	17	1
C	20231	17	1	C	20313	15	10	C	20416	17	7
C	20233	9	11	C	20315	15	12	C	20417	17	3
C	20240	9	13	C	20316	15	13	C	20418	17	4
C	20241	9	14	C	20320	15	17	C	20419	17	5
C	20243	11	20	C	20322	15	19	C	20420	17	6
C	20244	11	21	C	20323	15	20	C	20421	17	2
C	20245	11	22	C	20325	15	33	C	20422	17	8
C	20247	11	24	C	20329	15	26	C	20425	7	3
C	20248	11	25	C	20330	15	27	C	20426	7	4
C	20249	11	27	C	20331	15	28	C	20427	7	5
C	20250	11	26	C	20333	17	9	C	20428	7	6
C	20251	11	28	C	20334	17	10	C	20429	7	7
C	20253	11	29	C	20335	17	11	C	20430	7	8
C	20254	11	30	C	20336	17	13	C	20431	7	9
C	20256	11	3	C	20337	17		C	20432	7	10
C	20257	11	32	C	20338	19	1	C	20433	7	11
C	20258	11	33	C	20339	19	2	C	20434	7	12
C	20259	11	34	C	20341	19	3	C	20435	7	13
C	20260	17	4	C	20343	19	4	C	20436	7	14
C	20261	5	7	C	20344	19	16	C	20437	7	15
C	20261	11	35	C	20345	19	11	C	20438	7	16
C	20267	11	6	C	20346	19	5	C	20439	7	17
C	20268	11	7	C	20347	19	12	C	20440	7	18
C	20269	11	8	C	20353	19	8	C	20441	7	19
C	20270	11	9	C	20355	13		C	20442	7	20
C	20271	11	10	C	20359	19	1	C	20443	7	21
C	20272	11	11	C	20360	19	2	C	20444	7	22
C	20273	17	5	C	20361	19	3	C	20445	7	23
C	20274	17	6	C	20362	19	18	C	20446	7	24
C	20276	11	40	C	20363	19	20	C	20447	7	25
C	20277	13	40	C	20364	19	19	C	20448	7	26
C	20278	17	7	C	20366	19	22	C	20449	7	27
C	20279	11	13	C	20369	19	4	C	20450	7	28
C	20282	11	15	C	20370	19	5	C	20451	7	
C	20283	13	43	C	20371	19	6	C	20452	7	
C	20284	13	43	C	20372	19	8	C	20455	43	15
C	20285	13	43	C	20374	19	14	C	20456	43	2
C	20286	13	43	C	20375	19	12	C	20457	43	3
C	20287	11	14	C	20376	19	13	C	20460	43	4
C	20288	13	44	C	20377	13	50	C	20461	43	5
C	20289	13	44	C	20378	13		C	20462	43	6
C	20290	13	44	C	20387	5	1	C	20468	21	3
C	20291	13	44	C	20389	5	3	C	20470	40	40
C	20292	11	16	C	20390	5	4	C	20471	13	40
C	20293	13	46	C	20393	5	17	C	20474	17	9
C	20294	13	47	C	20396	5	27	C	20474	11	31
C	20295	11	17	C	20397	5	25	C	20574	15	29
C	20296	13	48	C	20398	5	24	C	20757	39	7
C	20297	13	48	C	20399	5	22	C	20757	43	1

## NUMERICAL INDEX

PART NO.	PAGE NO.	REF. NO.	PART NO.	PAGE NO.	REF. NO.	PART NO.	PAGE NO.	REF. NO.			
C	20761	43	2	C	23002	51	24	C	24862	43B	
C	20764	43	4	C	23003	51	26	C	24863	43B	
C	20765	43	5	C	23004	25	20	C	24864	43B	
C	20767	43		C	23010	51	27	C	24865	43B	
C	21504	45		C	23012	53	36	C	24955	19	17
C	21505	45	15	C	23032	23	11	C	25022	37	13
C	21506	45	22	C	23033	27B	12	C	25048	41	3
C	21507	45	7	C	23245	27	10	C	25053	43B	1
C	21508	45	24	C	23245	27B	11	C	25177	47	27
C	21509	45	23	C	23271	29	1	C	25209	39	6
C	21510	45	25	C	23300	5	12	C	25209	39	50
C	21511	45		C	23304	9	10	C	25209	43	17
C	21515	29	28	C	23305	9	12	C	25368	61	4
C	20517	11	39	C	23306	9	12	C	25369	61	3
C	21518	41	5	C	23307	9	12	C	25382	63	8
C	21518	49	15	C	23308	9	12	C	25595	41	4
C	21526	33	22	C	23309	9	12	C	25595	49	16
C	21527	33	23	C	23310	9	12	C	25603	23	1
C	21529	33	21	C	23311	9	15	C	25604	23	3
C	21568	11	19	C	23312	9	15	C	25789	63	5
C	21591	73	17	C	23313	9	15	C	25845	19	20
C	21592	73	19	C	23314	9	15	C	26021	37	7
C	21593	39	38	C	23315	9	15	C	26145	13	41
C	21596	27	11	C	23316	9	15	C	26146	13	42
C	21679	53	31	C	23318	11	1	C	26188	49	25
C	21945	19	21	C	23320	15	11	C	26202	5	5
C	21945	51	15	C	23321	15	21	C	26205	33	3
C	21989	51	23	C	23330	53	35	C	26206	33	2
C	22023	29	6	C	23337	69	5	C	26215	31	8
C	22260	9	3	C	23392	27	3	C	26255	39	42
C	22261	9	7	C	23392	27B	3	C	26347	27B	19
C	22262	9	29	C	23507	27	19	C	26353	27	18
C	22263	9	30	C	23527	29	5	D	31945	47	4
C	22264	9	31	C	23624	27B	16	D	39712	71	20
C	22278	33	25	C	23625	27B	18	D	58185	43	6
C	22316	37	19	C	23627	27B	15	D	58186	43	7
C	22500	9	26	C	23630	27B	17	D	58187	43	8
C	22568	33	19	C	23740	27	6	D	58188	43	11
C	22571	51	16	C	23740	27B	10	D	58189	43	14
C	22571	53		C	23839	51	19	D	58196	43	9
C	22573	53	13	C	23888	69	8	D	59376	45	13
C	22618	11	5	C	23962	69	9	D	59650	43	12
C	22619	11	36	C	24096	37	16	D	60857	41	13
C	22620	11	36	C	24098	35	18	D	70115	55	1
C	22621	11	36	C	24137	29	25	F	53109	43	2
C	22622	11	36	C	24147	39	40	F	53109	43B	2
C	22631	15	1	C	24148	39	41	F	59014	27	14
C	22632	15	3	C	24149	39	39	L	13452	65	2
C	22633	15	16	C	24334	43		L	79701	73	12
C	22637	47	14	C	24433	37	3	N	7480	19	19
C	22638	47	12	C	24438	37	1	O	2815N	27	16
C	22722	65	1	C	24663	7	7	O	2815N	27B	6
C	22755	65		C	24665	7		O	10323AB	43	16
C	22765	51	25	C	24666	7		R	13338	9	24
C	22921	25	3	C	24731	41		T	25070	9	23
C	22992	33	24	C	24741	27B	2	T	33565	39	5
C	22998	25	2	C	24819	41	3	T	33565	39	51

NUMERICAL INDEX

PART NO.	PAGE NO.	REF. NO.	PART NO.	PAGE NO.	REF. NO.	PART NO.	PAGE NO.	REF. NO.
T 40189	71	21	113- 120	15	31	129- 122	41	7
<b>HARDWARE CODE NUMBERS</b>			113- 122	31	11	129- 122	49	19
13- 640	15	23	113- 132	11	38	129- 122	53	17
14- 616	15	18	113- 206	13	49	129- 125	27B	14
22- 844	63	13	113- 206	35	13	129- 165	33	15
25- 104	5	19	113- 206	39	47	129- 365	33	16
28- 680	47	34	113- 207	69	6	129- 504	23	9
41- 26	11	2	113- 207	25	6	129- 504	39	20
71- 410	71	6	113- 207	39	52	129- 505	5	21
75- 48	71	11	113- 207	49	8	129- 531	45	10
83- 55	43	21	113- 207	49	21	129- 531	45	10
92- 3	19	24	113- 207	49	21	129- 660	53	23
92- 4	5	10	113- 207	67	6	131- 67	25	22
92- 4	15	24	113- 209	55	8	131- 71	29	32
92- 4	17	8	113- 208	11	4	131- 164	37	20
92- 4	19	14	113- 209	55	18	131- 176	59	11
92- 4	19	16	113- 219	29	16	131- 178	25	2
92- 5	5	8	113- 233	39	2	131- 178	25	16
92- 5	19	24	113- 321	9	22	131- 178	31	21
92- 6	11	12	113- 417	59	5	131- 178	49	22
92- 6	15	22	113- 417	63	6	131- 351	39	31
92- 7	9	21	113- 417	63	9	131- 527	9	18
92- 8	65	4	113- 424	67	4	131- 629	53	3
95- 4	71	10	113- 424	29	22	131- 1112	35	8
111- 1	29	35	113- 424	31	4	131- 1113	35	3
111- 5	23	5	113- 424	35	3	131- 1115	73	5
111- 108	53	12	113- 425	61	3	131- 1181	25	8
111- 109	29	30	113- 441	31	3	131- 1181	29	9
111- 131	53	8	113- 443	67	5	131- 1181	37	5
111- 202	53	10	114- 207	39	3	131- 1181	49	9
111- 317	67	5	121- 3	19	15	131- 1232	47	35
111- 530	65	2	121- 106	29	3	131- 1318	29	7
111- 531	65	3	121- 106	31	13	132- 5	71	3
113- 1	5	18	126- 9	9	9	132- 5	41	10
113- 1	47	20	126- 13	9	1	132- 26	41	10
113- 1	53	5	126- 16	35	17	132- 26	49	13
113- 3	39	44	126- 128	47	41	132- 46	25	7
113- 4	15	25	129- 17	23	7	132- 46	29	13
113- 4	21	4	129- 17	29	38	132- 77	33	9
113- 4	73	20	129- 26	19	10	132- 91	25	9
113- 5	43	13	129- 37	53	18	132- 91	59	6
113- 12	73	4	129- 37	53	34	132- 306	63	12
113- 17	5	9	129- 77	53	26	132- 310	25	10
113- 102	15	30	129- 101	39	46	132- 310	37	3
113- 102	35	11	129- 101	53	6	132- 310	49	4
113- 102	69	12	129- 102	11	37	132- 310	59	4
113- 103	19	23	129- 102	29	27	132- 321	37	9
113- 103	69	15	129- 102	53	11	136- 2	19	10
113- 110	5	6	129- 102	69	13	138- 59	59	19
113- 110	15	32	129- 103	55	10	138- 96	25	6
113- 111	43	14	129- 103	55	20	138- 98	29	26
113- 111	43B	14	129- 103	67	7	138- 98	37	18
113- 113	29	18	129- 105	55	13	138- 98	47	42
113- 118	33	5	129- 105	55	15	138- 99	33	4
113- 118	59	10	129- 105	63	10	138- 309	59	5
			129- 105	65	5	138- 2072	41	11
			129- 105	67	6	141- 54	37	12

NUMERICAL INDEX

PART NO.	PAGE NO.	REF. NO.	PART NO.	PAGE NO.	REF. NO.	PART NO.	PAGE NO.	REF. NO.
163- 22	19	21	193- 57	53	9	218- 5062	39	32
163- 24	25	21	193- 70	53	21	218- 5065	39	8
164- 41	27	4	193- 76	27	5	218- 5107	39	26
164- 41	27B	4	193- 76	27B	5	218- 5232	69	14
166- 86	39	36	193- 543	55	6	218- 5291	61	5
169- 74	19	11	195- 14	19	9	219- 17	33	20
169- 88	71	17	195- 104	25	9	219- 403	37	4
169- 114	45	20	195- 104	25	17	219- 404	33	7
169- 143	19	13	195- 104	37	6	219- 404	35	19
171- 247	39	30	195- 104	39	48	219- 404	49	2
173- 64	19	7	195- 104	49	23	219- 405	59	2
173- 215	23	8	195- 512	29	36	221- 4	47	7
173- 215	39	19	195- 513	53	27	221- 14	15	14
173- 219	19	23	195- 518	21	5	221- 841	45	21
182- 82	55	7	195- 518	73	16	221- 849	43	10
182- 83	19	6	195- 521	41	9	221- 1134	61	1
182- 84	15	5	195- 521	49	17	221- 1190	15	34
182- 86	19	9	195- 521	53	30	221- 1375	61	2
182- 515	73	14	195- 521	69	16	221- 1377	15	35
182- 523	53	24	195- 524	31	18	221- 1842	71	19
182- 528	53	32	195- 525	25	10	221- 1844	15	15
182- 547	9	27	195- 525	29	10	223- 31	51	5
187- 485	53	20	195- 525	67	9	321- 18	57	4
187- 1036	21	7	195- 533	49	14	321- 1423	57	8
187- 1036	23	10	195- 533	67	8	321- 1786	57	7
187- 1036	39	43	195- 541	59	7	321- 1788	57	9
187- 1046	33	12	195- 541	63	3	321- 2111	57	11
187- 1047	53	4	195- 545	63	11	321- 2487	57	12
187- 1251	33	2	195- 2010	11	23	321- 2500	57	2
192- 6	19	7	195- 2021	31	10	321- 2501	57	1
192- 18	23	6	195- 2021	35	9	321- 2503	57	3
192- 18	29	37	195- 2027	19	17	321- 2625	57	3
192- 18	53	19	195- 2029	29	15	321- 2658	57	5
192- 19	21	6	195- 2069	35	15	321- 4767	57	6
192- 19	39	45	211- 5	15	8	321- 6227	57	10
192- 19	47	19	211- 7	45	16	321- 6379	57	8
192- 19	53	7	211- 9	45	6	353- 442	25	13
192- 20	29	19	211- 11	71	23	353- 462	25	4
192- 20	35	10	211- 14	9	4	353- 495	21	6
192- 20	53	16	213- 4	37	14			
192- 20	69	17	214- 251	23	11			
192- 21	35	14	214- 253	5	15			
192- 21	39	4	214- 253	39	13			
192- 21	39	49	214- 253	73	13			
192- 21	55	9	214- 256	39	28			
192- 21	55	19	214- 258	19	15			
192- 21	67	8	214- 258	39	11			
192- 21	69	7	218- 445	73	7			
192- 23	29	21	218- 457	69	2			
192- 23	31	5	218- 485	73	6			
192- 23	33	14	218- 494	69	3			
192- 23	35	2	218- 535	73	15			
192- 23	55	12	218- 927	69	4			
192- 23	55	16	218- 5006	39	22			
192- 23	63	7	218- 5007	39	9			
192- 23	67	7	218- 5007	39	27			
193- 4	55	8	218- 5007	39	33			
			218- 5056	49	27			