

Ingersoll

COMPACT TRACTORS

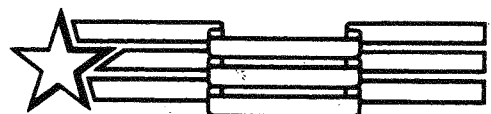
220-S/N 9734870 TO 14035005

222-S/N 9736998 TO 14036630

224-S/N 9738335 TO 14038300

444-S/N 9739739 TO 14039740

Parts Catalog B1375





QUALITY IN THE AMERICAN TRADITION

Ingersoll Equipment Co., Inc. Winneconne, Wisconsin 54986-9576

COMPACT TRACTORS
220-S/N 9734870 TO 14035005
222-S/N 9736998 TO 14036630
224-S/N 9738335 TO 14038300
444-S/N 9739739 TO 14039740
Parts Catalog B1375



5-84-RP-1500-150

NOTE: This catalog replaces catalog
A1375 and all revisions.




INGERSOLL
Ingersoll Equipment Co., Inc.


Technical Publications
119 South First Street
Winneconne, WI 54986-9576



CASE 220, 222, 224 AND 444 COMPACT TRACTORS



**TRACTOR MODEL AND
SERIAL NUMBER**



**ENGINE MODEL, SERIAL AND
SPECIFICATION NUMBER**

TRACTOR MODEL DESIGNATIONS	ENGINE MODEL DESIGNATIONS
220 TRACTOR	C26982 K - 241 - AS SPEC. PF46746D
222 TRACTOR	C26983 K - 301 - AS SPEC. PF47612D
224 TRACTOR	C26984 K - 321 - AS SPEC. PF60324D
444 TRACTOR	C26984 K - 321 - AS SPEC. PF60324D

SERIAL NUMBERS

When using this catalog, notice the reference to serial numbers of various components noted here and listed in the "description" copy. By referring to correct serial numbers, proper parts identification will be assured.

GENERAL INFORMATION

Indexes

This parts Catalog is arranged for easy identification of Genuine CASE Service Parts. An alphabetical index is provided at the front of this Catalog to locate the major groups or assemblies. A numerical index at the rear of the Catalog gives the part numbers and the pages on which they are described.

Illustrations

All parts are illustrated in "Exploded Views" which show the individual parts in their normal relationship to each other. Reference numbers are used in the illustrations. These numbers correspond to those in the "Reference Number" column and are followed by the part number, description and quantity required.

Orders

Orders should plainly specify correct part number, full description, quantity required, machine model and engine model, machine and engine serial numbers, method of shipment and shipping address.

Changes

When changes to the machine make it necessary, revised pages for this book will be issued. The revised pages will be issued with the same page number as those they replace and the "issue" number and date will be advanced.

It is imperative that revised Parts Book pages be inserted into their respective Parts Books as soon as received. Failure to do so will lead to confusion and defeat the purpose of the book.

Indented Description

Indented parts in the descriptive list are a part of the preceding assembly or sub-assembly.

The quantity shown in the "Number Required" column is the number of parts used on a machine except where parts are indented in descriptive list. In this case the quantity shown is the number required for the preceding assembly or sub-assembly.

REF.	PART NO.	DESCRIPTION	REQ'D
	A 55159	CYLINDER ASSY - rear steering	1
28	A 56208	SOCKET ASSY - rear cylinder	1
29	A 55956	PLUG - adjusting, socket assy	1
30	A 55957	SEAT - socket ball	2
31	A 56210	SPRING - socket	1
32	A 56209	SEAT - socket spring	1
33	G 45175	CLAMP ASSY - socket assy	1
	16- 836	BOLT - 1/2" x 2-1/4" N.F. hex.	1
34	132- 104	PIN - cotter, 3/16" x 3"	1
35	A 55889	STUD - ball, socket & cylinder	2
36	13- 410	BOLT - 1/4" x 5/8" N.C., hex.	4
37	92- 4	LOCKWASHER - 1/4" SAE	4

Terms "Right Hand" and "Left Hand"

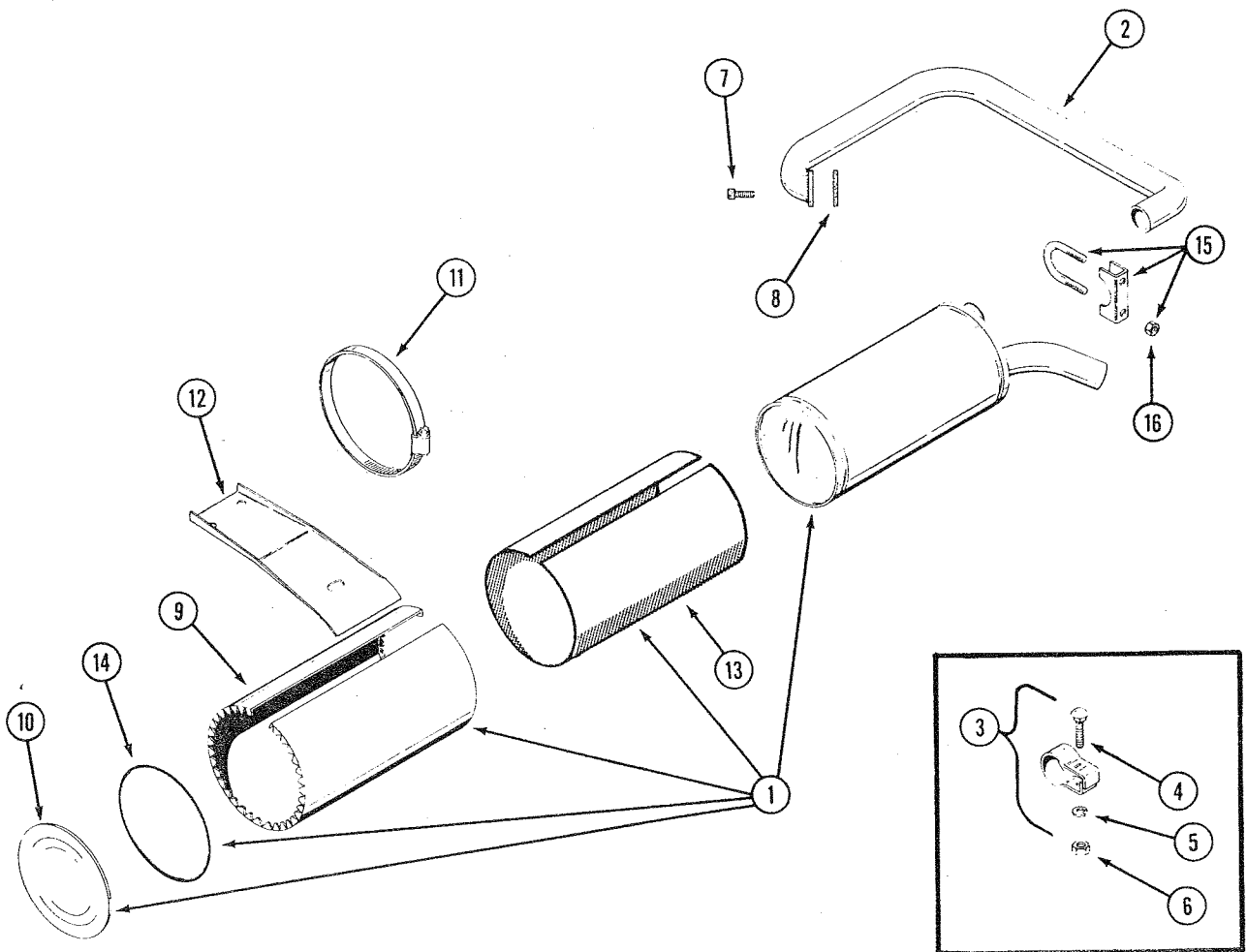
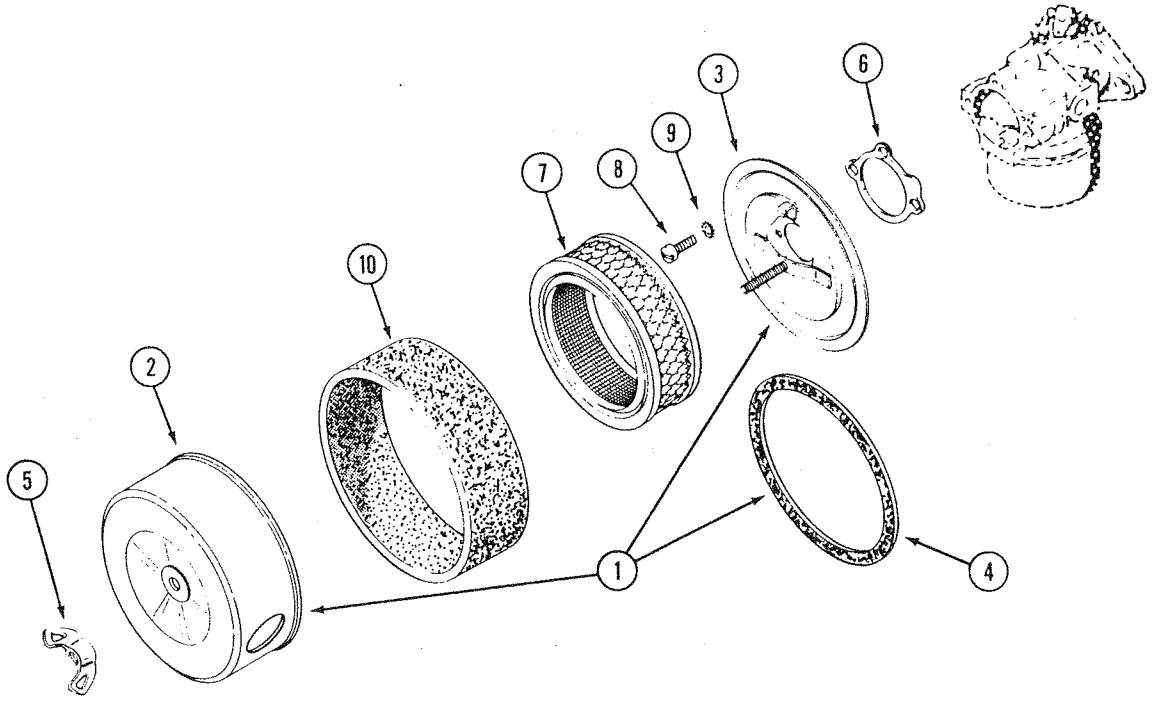
"Right Hand" and "Left Hand" sides of this machine are determined by standing at the rear of the unit and facing in the direction of forward travel.

ENGINE SECTION

	220	224		220	224
	222	444		222	444
	Page			Page	
Air Cleaner	5	5	Flywheel	17-19	21
Battery	65	65	Fuel Pump	25	25
Breaker Contacts	71	71	Fuel Strainer	25	25
Breather, Crankcase	7	9	Fuel System	25	25
Camshaft	7	9	Gasket Kits	23	23
Carburetor	25-27	25-27	Governor	29	29
Connecting Rod	11-13	15	Muffler	5	5
Crankshaft	11-13	15	Shields	57	57
Cylinder Block	17-19	21	Oil Pan	17-19	21
Cylinder Head	17-19	21	Piston	11-13	15
Electrical System	65-71	65-71	PTO Clutch	31-33	31-33
Engine Block & Attaching Parts	17-19	21	Spark Plug	65	65
Exchanger, Heat	53	53	Starter	63	63
Exhaust System	5	5	Tank, Fuel	25	25
Fan	33	33	Throttle Linkage	29	29
Filter, Breather	7	9	Valves	7	9

BASIC TRACTOR SECTION

Axle, Front	41	L7 Holding Valve	95
Axle, Rear	49-51	L9 Holding Valve	95
Baffles & Shrouds	25	L11 Counterweight Kit	95
Brakes	45	L19 and M19 Flow Control Valve Kit	93
Control-Speed	61	L29 PTO	97
Decals	73-75	M9 Holding Valve	95
Electrical System	65-71	Models K8 & K10 Wheel Weights	77
Fenders	39	Models H26 & J26 Three Point Hitch	81-83
Frame	35-37	Model F27 Three Point Hitch Adapter	83
Grille	35-37	Model J22, J24, K22 and K24 Sleeve Hitch	85
Hitch	47	Model H13 Weight Box	87
Hood	35-37	Model H18 Counterweight Brackets	87
Hydraulics	53	Model J30 Hydraulic Lift	79
Coupling, Pump Drive	53-57B	Mounts, Engine	29
Hoses, Lines & Fittings	53	Mounts, Heat Exchanger	55
Motor, Hydraulic Drive	53-61	PTO Clutch	31-33
Pump	53-57B	Seat, Operator's	39
Valve, Control	53-59D	Steering Wheel & Gear	43
Valve, Control Linkage	61	Tail Lamp	71
Implement Lift Lever	47	Tool Box	39
Instruments	65	Transmission	49-51
J17, K17 and L17 Hydraulic PTO	89-91	Wheels, Front & Rear	45

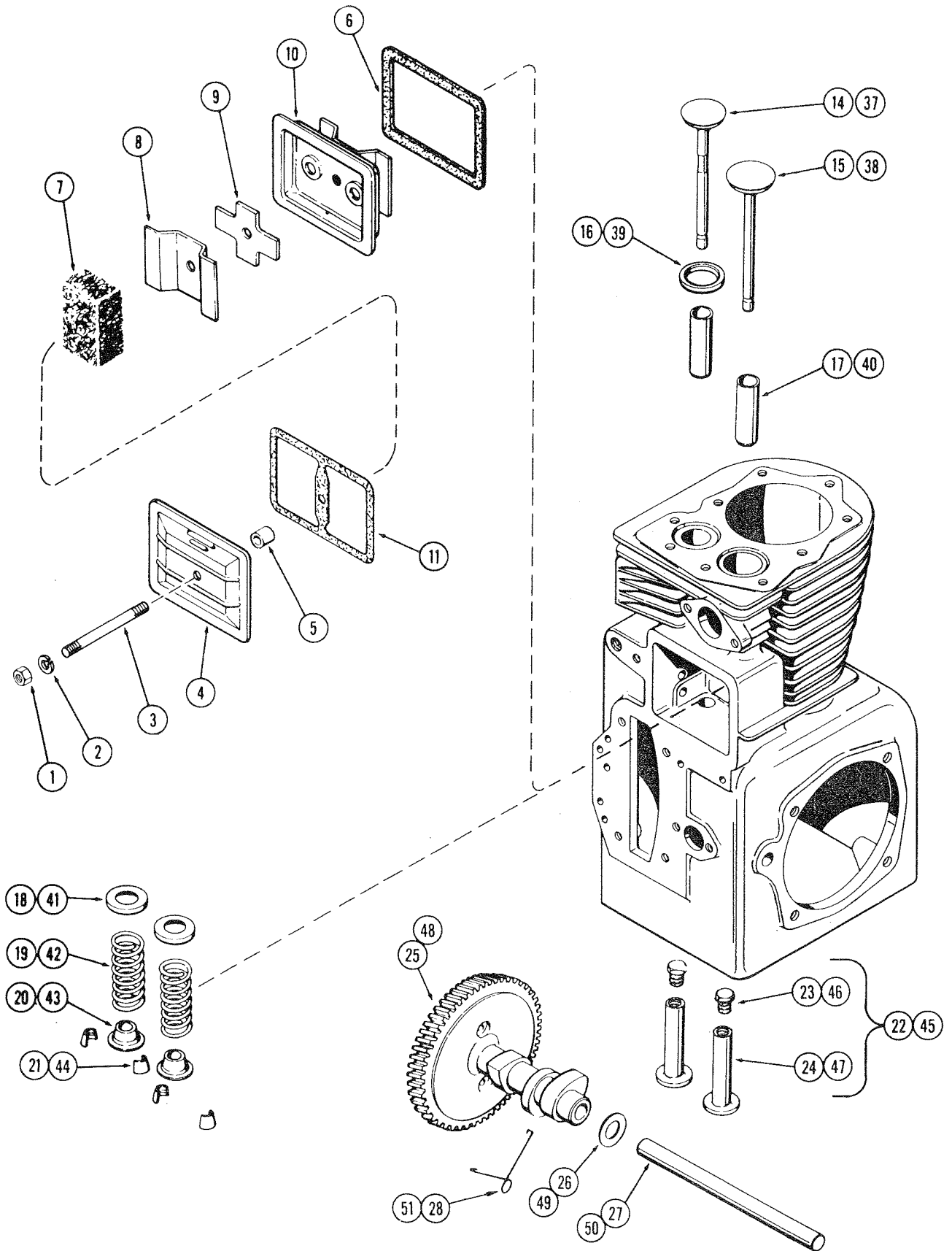


AIR CLEANER

REF.	PART NO.	DESCRIPTION	REQ'D
1	KO 237895	AIR CLEANER ASSEMBLY	1
2	NSS	COVER - air cleaner (order KO237895)	1
3	NSS	BASE - air cleaner (order KO237895)	1
4	KO 237423	GASKET - cover, air cleaner	1
5	C 26703	NUT - wing 1/4" N.C.	1
6	KO 275341	GASKET - air horn	1
7	A 70090	ELEMENT - air cleaner	1
8	177- 94	SCREW - fillister head 10-32 x 5/16"	3
9	193- 6	LOCKWASHER - ext. tooth	3
10	KO 237421	PRE-CLEANER	1

EXHAUST SYSTEM

	C 26063	MUFFLER ASSEMBLY - exhaust (includes items 9, 10, 13 and 14 banded together)	1
2	C 22747	PIPE - engine exhaust	1
3	NSS	CLAMP ASSEMBLY - muffler (use H315176)	1
4	111- 256	BOLT - 5/16" x 1-1/4" round head NC (package of 100)	1
5	192- 20	LOCKWASHER - 5/16"	1
6	129- 102	NUT - 5/16" N.C. hex	1
7	61- 512	BOLT - 5/16" x 5/8" socket head	2
8	C 10372	GASKET - exhaust	1
9	C 26062	WRAPPER - muffler	1
10	C 22889	COVER - muffler end	1
11	214- 272	CLAMP - muffler and wrapper mounting	3
12	C 22819	BRACKET - muffler mounting	1
13	C 26058	INSULATION - muffler	1
14	C 22860	INSULATION - muffler end	1
15	H 315176	CLAMP - muffler	1
16	129- 102	NUT - 5/16" - 18 hex	2
17	192- 404	LOCK WASHER	2



220 AND 222 CRANKCASE BREATHER

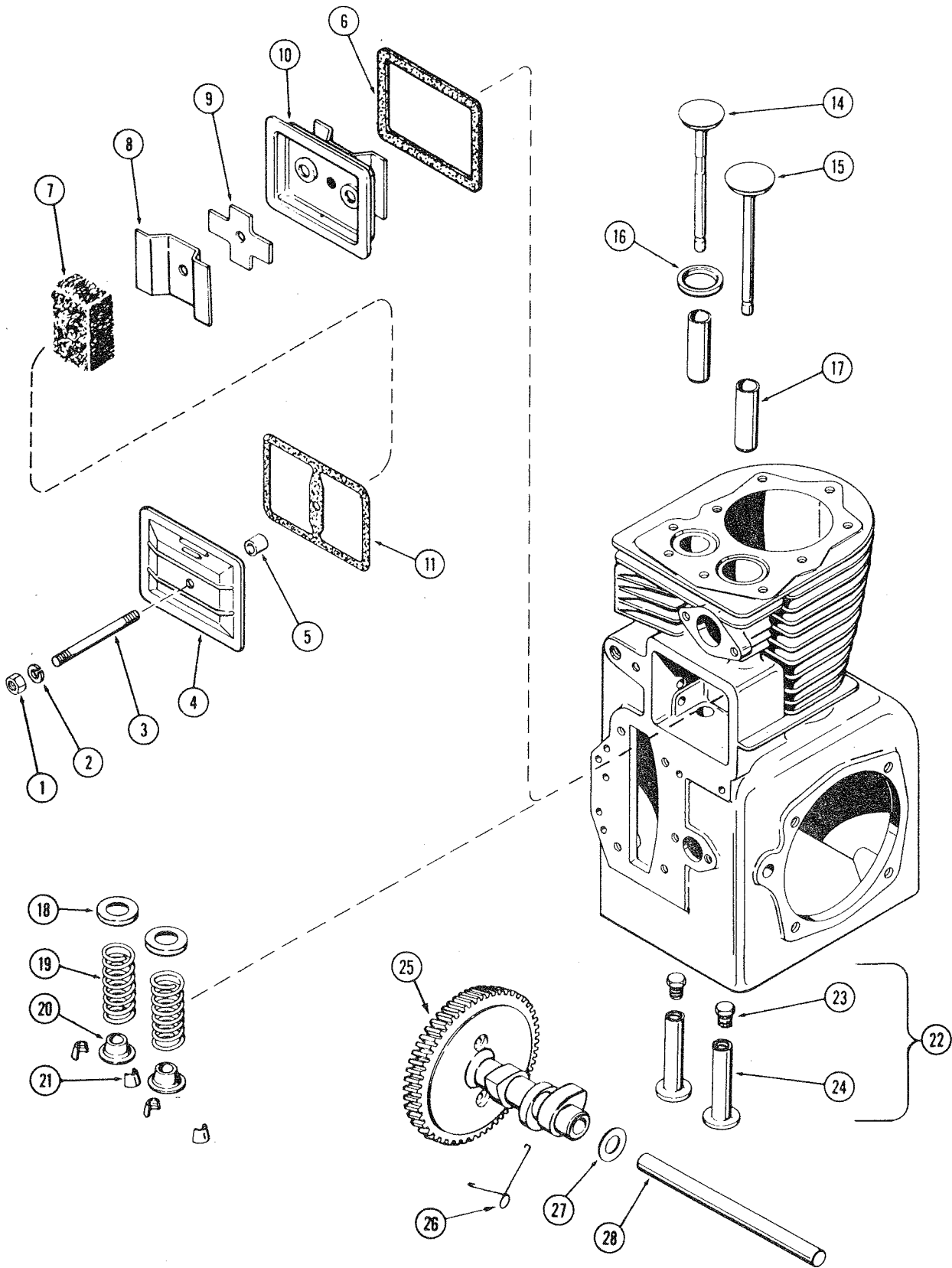
REF.	PART NO.	DESCRIPTION	REQ'D
1	129- 409	NUT - 1/4" NC hex	1
2	192- 19	LOCKWASHER - 1/4"	1
3	KO 275220	STUD - valve cover	1
4	KO 275143	COVER - valve.	1
5	KO 231032	SEAL - breather.	1
6	KO 235048	GASKET - breather plate.	1
7	KO 235118	FILTER - breather	1
8	KO 235117	BAFFLE - breather.	1
9	KO 235047	REED - breather.	1
10	KO 235631	PLATE - breather.	1
11	KO 275144	GASKET - valve cover.	1

220 CAMSHAFT AND VALVES

14	KO 235826	VALVE - exhaust	1
15	KO 235008	VALVE - intake.	1
16	KO 230170	INSERT - exhaust valve seat	1
17	KO 235007-S	GUIDE - valve	2
18	KO 235011	SEAT - valve spring.	2
19	KO 235010	SPRING - valve	2
20	KO 230011	RETAINER - valve spring	2
21	C 24884	KIT - valve retainer (includes both halves)	2
22	KOD 235327	LIFTER ASSEMBLY	2
23	NSS	SCREW - tappet adjusting	1
24	NSS	LIFTER - valve	1
25	C 25043	CAMSHAFT ASSEMBLY	1
26	KO 275066	SPACER - camshaft, .005"	UAR
26	KO 275067	SPACER - camshaft, .010"	UAR
27	KO 235053	PIN - camshaft.	1
28	V 34346	SPRING - actuating	1

222 CAMSHAFT AND VALVES

37	KO 235826	VALVE - exhaust	1
38	KO 235008	VALVE - intake	1
39	KO 230170	INSERT - exhaust valve seat.	1
40	KO 235007-S	GUIDE - valve	2
41	KO 235011	SEAT - valve spring.	2
42	KO 235010	SPRING - valve	2
43	KO 230011	RETAINER - valve spring	2
44	C 24884	KIT valve retainer (includes both halves)	2
45	KOD 235327	LIFTER ASSEMBLY	2
46	NSS	SCREW - tappet adjusting	1
47	NSS	LIFTER - valve	1
48	C 25043	CAMSHAFT ASSEMBLY	1
49	KO 275066	SPACER - camshaft, .005"	UAR
49	KO 275067	SPACER - camshaft, .010"	UAR
50	KO 235053	PIN - camshaft.	1
51	V 34346	SPRING - actuating	1

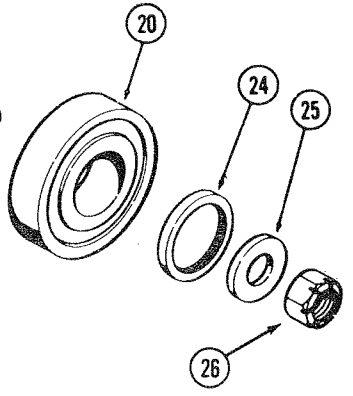
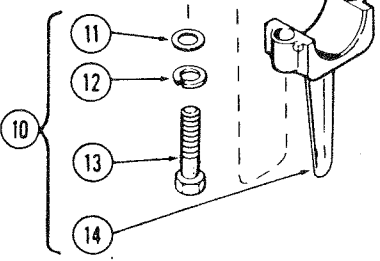
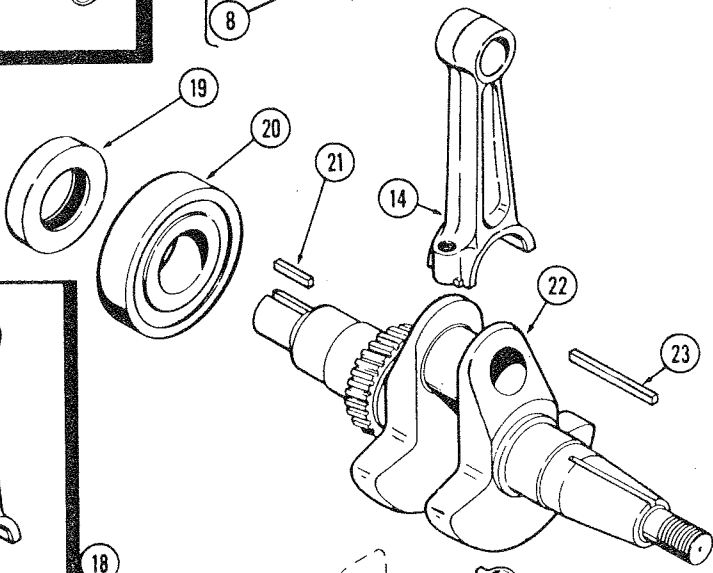
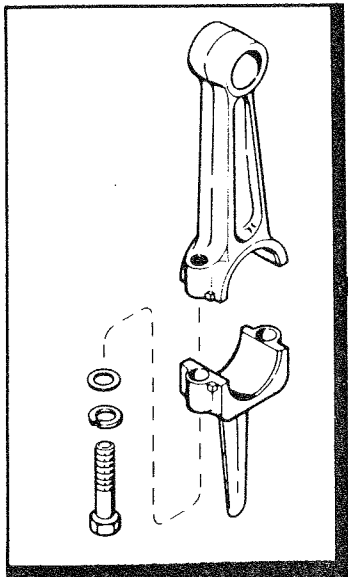
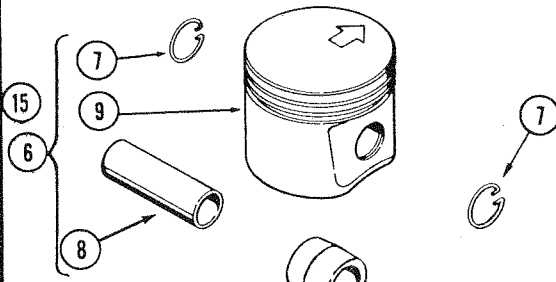
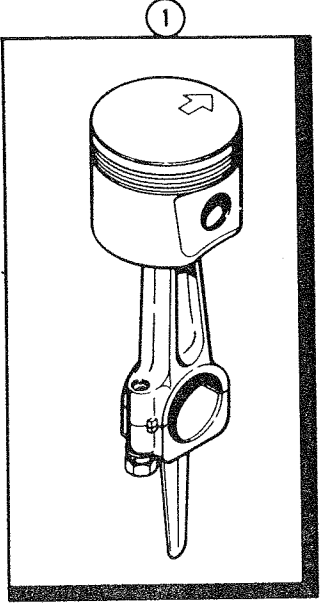
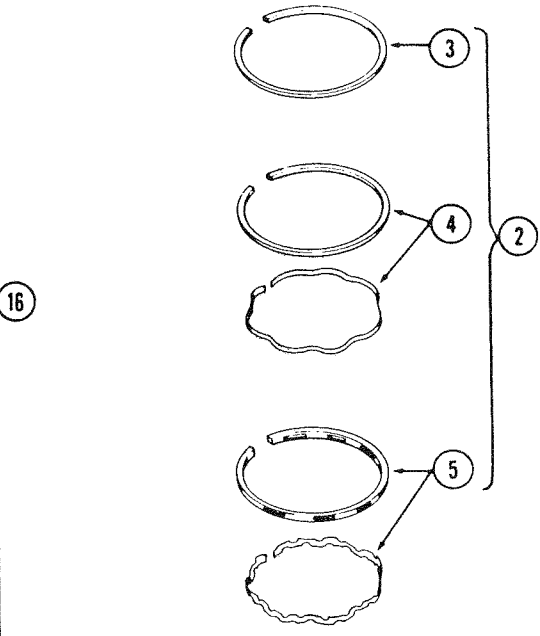
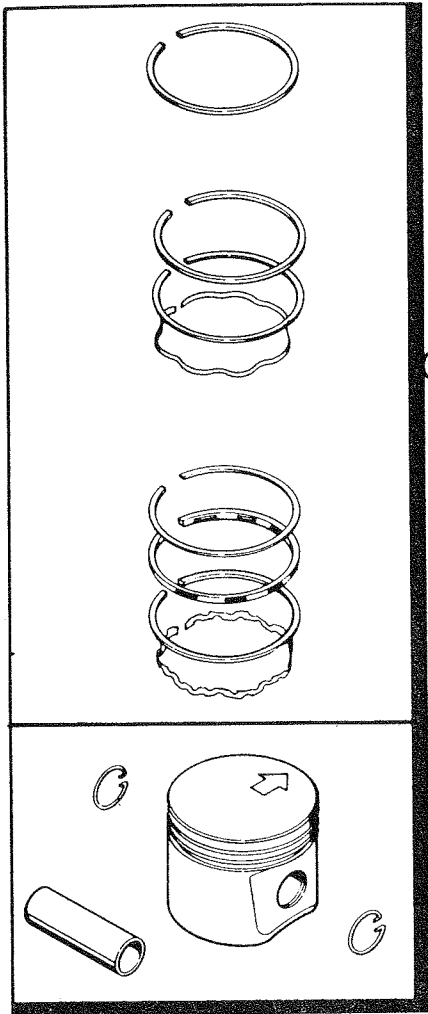


224 AND 444 CRANKCASE BREATHER

REF.	PART NO.	DESCRIPTION	REQ'D
1	129- 409	NUT - 1/4" NC hex	1
2	192- 19	LOCKWASHER - 1/4"	1
3	KO 275220	STUD - valve cover	1
4	KO 275143	COVER - valve.	1
5	KO 231032	SEAL - breather.	1
6	KO 235048	GASKET - breather plate	1
7	KO 235118	FILTER - breather	1
8	KO 235117	BAFFLE - breather.	1
9	KO 235047	REED - breather	1
10	KO 235631	PLATE - breather.	1
11	KO 275144	GASKET - valve cover.	1

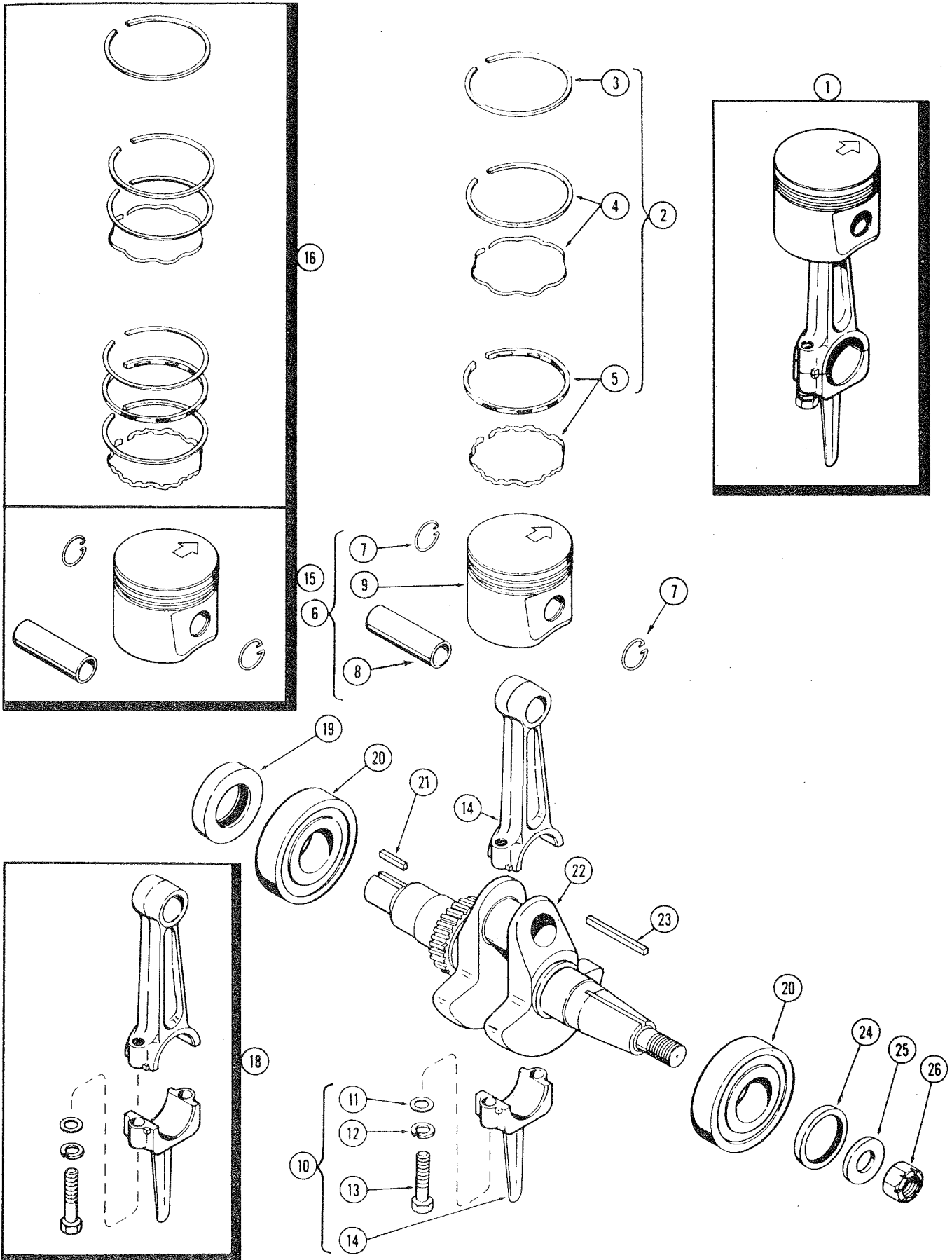
224 AND 444 CAMSHAFT AND VALVES

14	KO 237672	VALVE - exhaust.	1
15	KO 235582	VALVE - intake	1
16	KO 230170	INSERT - exhaust valve seat.	1
17	KO 235007-S	GUIDE - valve	2
18	KO 235011	SEAT - valve spring.	2
19	KO 235168	SPRING - valve	2
20	KO 230020	ROTATOR - valve (Furnished in pairs only)	2
21	C 24884	KIT - valve retainer (includes both halves)	2
22	KOD 235327	LIFTER ASSEMBLY	2
23	NSS	SCREW - tappet adjusting	1
24	NSS	LIFTER - valve	1
25	C 25043	CAMSHAFT ASSEMBLY	1
26	V 34346	SPRING - actuating	1
27	KO 275066	SPACER - camshaft, .005"	UAR
27	KO 275067	SPACER - camshaft, .010"	UAR
28	KO 235053	PIN - camshaft.	1



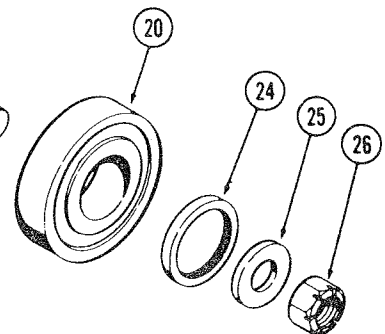
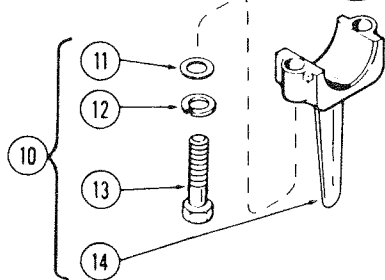
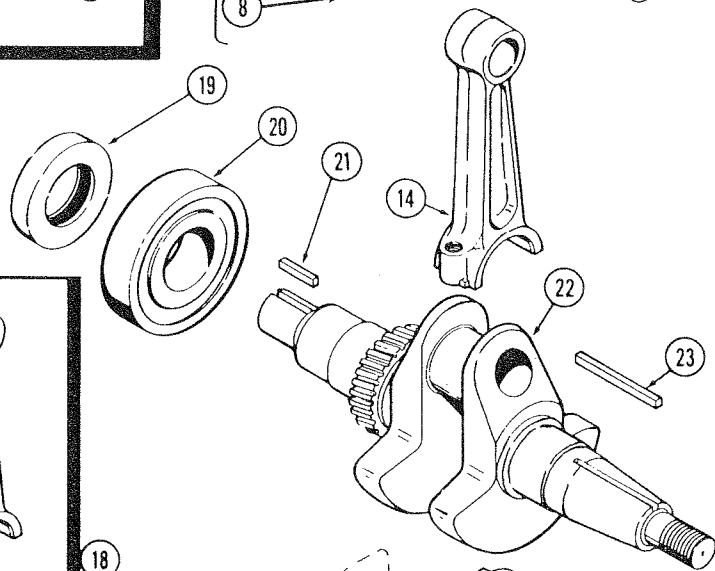
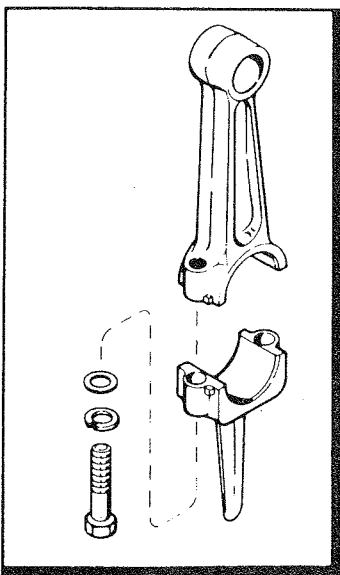
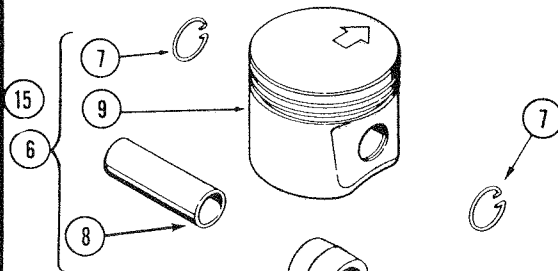
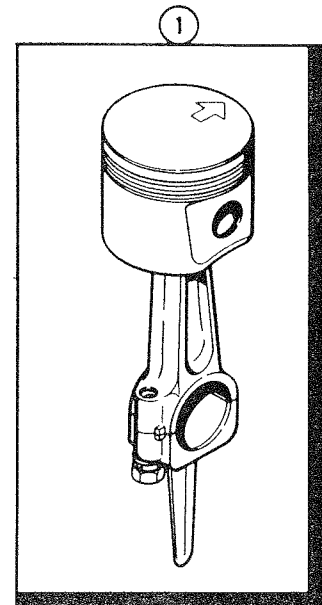
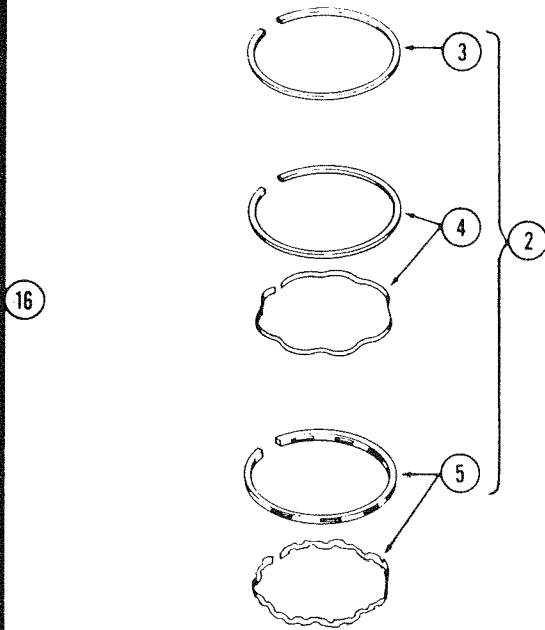
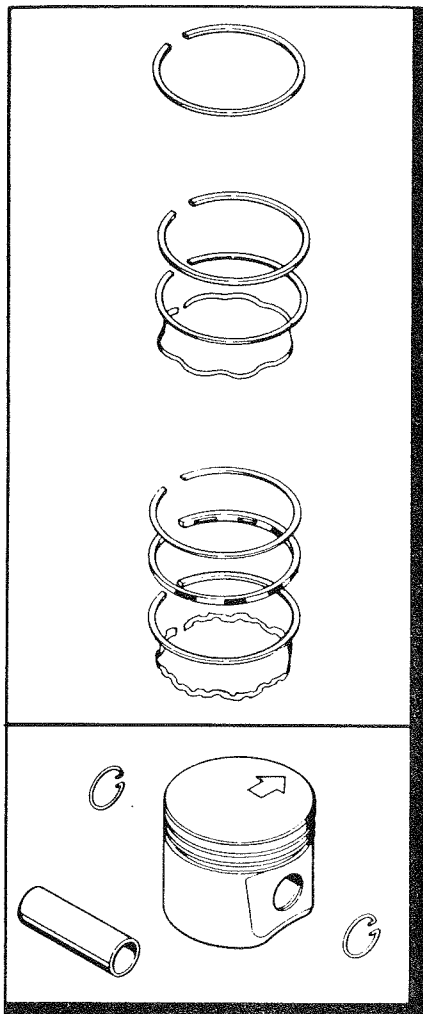
220 CRANKSHAFT, PISTON – CONNECTING ROD

REF.	PART NO.	DESCRIPTION	REQ'D
1	NSS	PISTON AND ROD ASSEMBLY (Std. size)	1
2	KO 235287	RING SET - piston (For oversize, see item 16)	1
3	NSS	RING - top compression	1
4	NSS	RING - 2nd compression (Includes expander)	1
5	NSS	RING - oil (Includes expander)	1
6	C 26509	PISTON ASSEMBLY (For oversize, see item 15)	1
7	KO 235004	RETAINER - piston pin	2
8	NSS	PIN - piston.	1
9	NSS	PISTON	1
10	KOA 235139	CONNECTING ROD ASSEMBLY (For undersize, see item 18)	1
11	KO 235003	WASHER - special	2
12	92- 6	LOCKWASHER.	2
13	NSS	SCREW - cap connecting rod	2
14	NSS	ROD - connecting.	1
15	C 26511	PISTON ASSEMBLY - .010" oversize	1
15	C 26512	PISTON ASSEMBLY - .020" oversize	1
15	C 26513	PISTON ASSEMBLY - .030" oversize	1
15	C 26510	PISTON ASSEMBLY - .003" oversize (order KO235287 std. ring set)	1
16	KO 235288	RING SET - piston .010" oversize	1
16	KO 235289	RING SET - piston .020" oversize	1
16	KO 235290	RING SET - piston .030" oversize	1
18	C 18101	CONNECTING ROD ASSEMBLY - .010" undersize.	1
19	R 16287	OIL SEAL - crankshaft rear	1
20	40035	BEARING - crankshaft ball	2
21	H 26492	KEY - 1/4" Sq. x 3/4" (Pump Coupling).	1
22	KOB 236364	CRANKSHAFT	1
23	H 233346	KEY - flat 3/16" x 3/16" x 1-3/8" (Flywheel).	1
24	C 18097	OIL SEAL - crankshaft front	1
25	C 26421	WASHER - 5/8".	1
26	131- 580	NUT - special Marsden 5/8" NF.	1



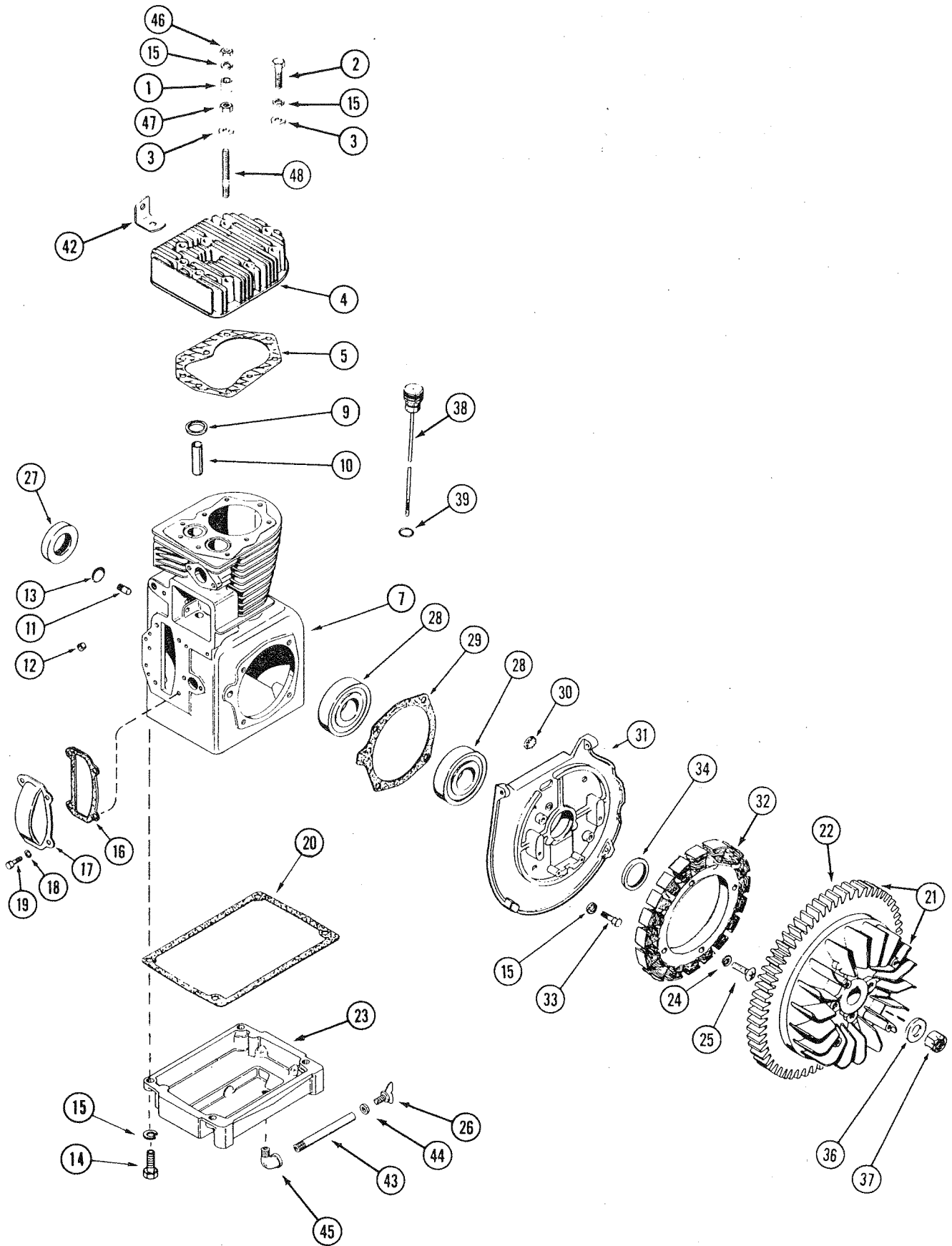
222 CRANKSHAFT, PISTON – CONNECTING ROD

REF.	PART NO.	DESCRIPTION	REQ'D
1	NSS	PISTON AND ROD ASSEMBLY (Std. size)	1
2	KO 235889	RING SET - piston (For oversize, see item 16)	1
3	NSS	RING - top compression	1
4	NSS	RING - 2nd compression (Includes expander)	1
5	NSS	RING - oil (Includes expander)	1
6	C 26514	PISTON ASSEMBLY (For oversize, see item 15)	1
7	KO 235004	RETAINER - piston pin	2
8	NSS	PIN - piston	1
9	NSS	PISTON	1
10	KOA 237344	CONNECTING ROD ASSEMBLY (For undersize, see item 18).	1
11	KO 235003	WASHER - special	2
12	92- 6	LOCKWASHER	2
13	NSS	SCREW - cap, connecting rod	2
14	NSS	ROD - connecting.	1
15	C 26516	PISTON ASSEMBLY - .010" oversize.	1
15	C 26517	PISTON ASSEMBLY - .020" oversize.	1
15	C 26361	PISTON ASSEMBLY - .030" oversize.	1
15	C 26515	PISTON ASSEMBLY - .003" oversize (order KO235889 std. ring set)	1
16	KO 235890	RING SET - piston .010" oversize	1
16	KO 235891	RING SET - piston .020" oversize	1
16	KO 235892	RING SET - piston .030" oversize	1
18	C 23135	CONNECTING ROD ASSEMBLY - .010" undersize.	1
19	R 16287	OIL SEAL - crankshaft rear	1
20	40035	BEARING - crankshaft ball	2
21	H 26492	KEY - 1/4" Sq. x 3/4" (Pump Coupling).	1
22	KOB 235949	CRANKSHAFT	1
23	H 233346	KEY - flat 3/16" x 3/16" x 1-3/8" (Flywheel).	1
24	C 18097	OIL SEAL - crankshaft front	1
25	C 26421	WASHER - 5/8".	1
26	131- 580	NUT - special Marsden 5/8" NF	1



224 AND 444 CRANKSHAFT, PISTON – CONNECTING ROD

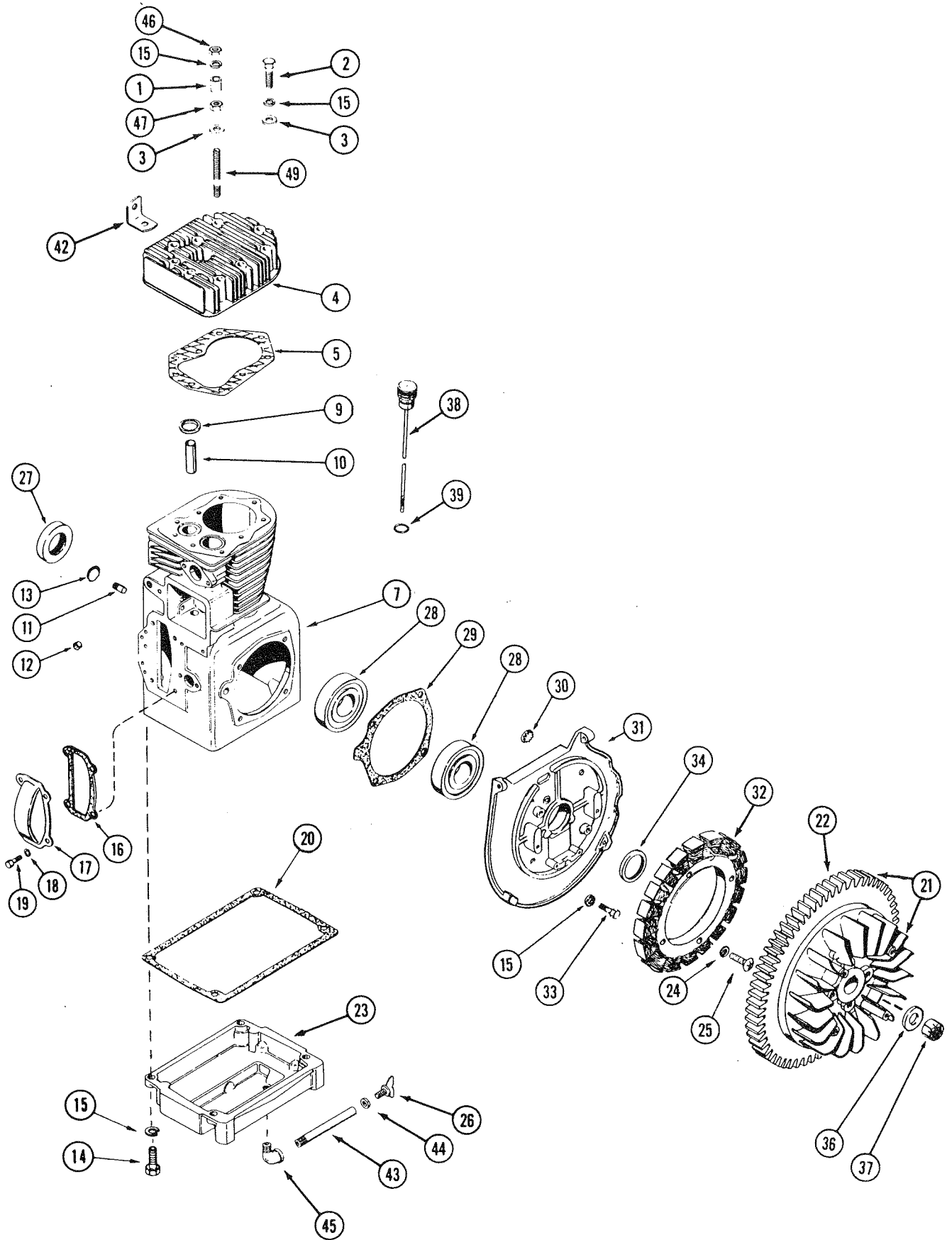
REF.	PART NO.	DESCRIPTION	REQ'D
1	NSS	PISTON AND ROD ASSEMBLY (Std. size)	1
2	KO 236763	RING SET - piston (For oversize, see item 16)	1
3	NSS	RING - top compression	1
4	NSS	RING - 2nd compression (Includes expander)	1
5	NSS	RING - oil (Includes expander)	1
6	C 26282	PISTON ASSEMBLY (For oversize, see item 15)	1
7	KO 235004	RETAINER - piston pin	2
8	NSS	PIN - piston	1
9	NSS	PISTON	1
10	KOA 237344	CONNECTING ROD ASSEMBLY (For undersize, see item 18)	1
11	KO 235003	WASHER - special	2
12	92- 6	LOCKWASHER - 3/8"	2
13	NSS	SCREW - cap, connecting rod	2
14	NSS	ROD - connecting.	1
15	C 26284	PISTON ASSEMBLY - .010" oversize	1
15	C 26190	PISTON ASSEMBLY - .020" oversize	1
15	C 26285	PISTON ASSEMBLY - .030" oversize	1
15	C 26283	PISTON ASSEMBLY - .003" oversize (order KO236763 std. ring set)	1
16	KO 236764	RING SET - piston .010" oversize	1
16	KO 236765	RING SET - piston .020" oversize	1
16	KO 236766	RING SET - piston .030" oversize	1
18	C 23135	CONNECTING ROD ASSEMBLY - .010" undersize	1
19	R 16287	OIL SEAL - crankshaft rear	1
20	40035	BEARING - crankshaft ball	2
21	H 26492	KEY - 1/4" Sq. x 3/4" (Pump Coupling)	1
22	C 25054	CRANKSHAFT	1
23	H 233346	KEY - flat 3/16" x 3/16" x 1-3/8" (Flywheel)	1
24	C 18097	OIL SEAL - crankshaft front	1
25	C 26421	WASHER - 5/8"	1
26	131- 580	NUT - special Marsden 5/8" NF	1



220 ENGINE BLOCK AND ATTACHING PARTS

To Order Complete Engine See Page 1

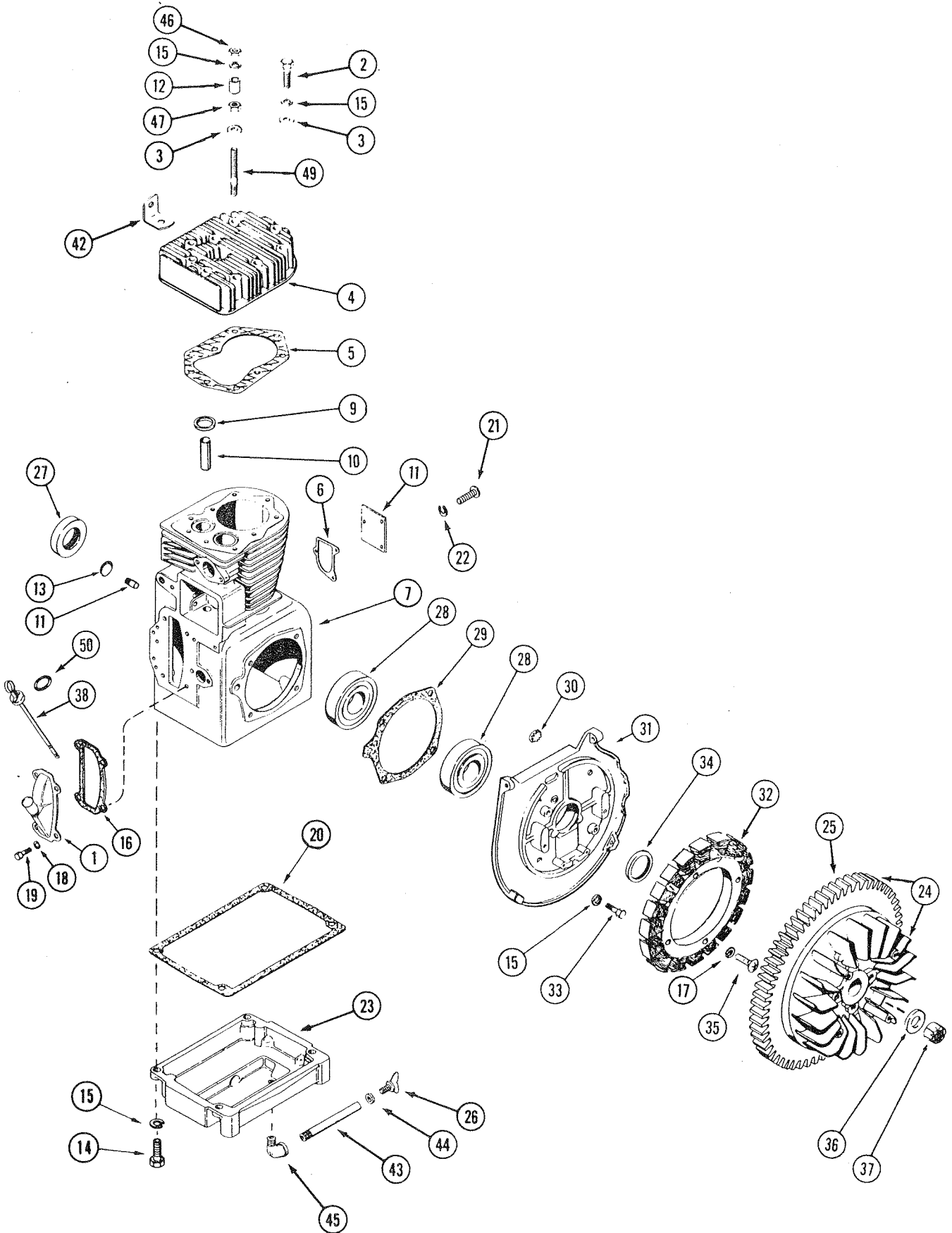
REF.	PART NO.	DESCRIPTION	REQ'D
1	C 21814	SPACER - cylinder head	6
2	KO 270158	BOLT - cylinder head	2
3	KO 270889	WASHER - cylinder head	9
4	KO 236675	HEAD - cylinder	1
5	KO 237658	GASKET - head	1
7	C 24139	BLOCK ASSEMBLY - cylinder, short (Includes crankshaft, piston assembly, ring set, crankshaft seals, rod assembly, camshaft assembly, valves, bearings, plate and plate gasket, governor gear assembly and cross shaft) (also includes gaskets)	1
9	KO 230170	INSERT - exhaust valve	1
10	KO 235007-S	GUIDE - valve	2
11	KO 235125-S	SHAFT - stub, governor	1
12	V 34418	BEARING - needle, governor shaft	1
13	41- 18	PLUG - expansion	1
14	113- 209	BOLT - 3/8" x 1-1/2" NC hex plated (pack of 50)	4
15	92- 6	LOCKWASHER - 3/8" plated	17
16	KO 235025	GASKET - camshaft cover	1
17	KO 235026	COVER - camshaft gear	1
18	192- 19	LOCKWASHER - 1/4" plated	4
19	113- 1	BOLT - 1/4" x 1/2" NC plated	4
20	KO 235353	GASKET - oil pan	1
21	C 27279	FLYWHEEL ASSEMBLY	1
22	NSS	RING GEAR	1
23	C 22699	BASE - oil pan	1
24	193- 99	LOCKWASHER - internal tooth	4
25	182- 541	SCREW - stator	4
26	C 14399	PLUG - oil drain	1
27	R 16287	OIL SEAL - crankshaft rear	1
28	40035	BEARING - crankshaft ball	2
29	KO 235757	GASKET - bearing plate	1
29	KO 235070	GASKET - shim, .010	UAR
30	205- 27	PLUG - button, timing hole	1
31	C 24290	PLATE - bearing	1
32	V 34427	STATOR - 15 amp.	1
	C 25338	CONNECTOR - stator	1
33	113- 207	BOLT - 3/8" x 1" NC plated (pack of 100)	4
34	C 18097	OIL SEAL - crankshaft front	1
36	C 26421	WASHER - special, plated	1
37	131- 580	NUT - special, Marsden	1
38	C 14953	DIPSTICK ASSEMBLY	1
39	A 27365	"O" RING - dipstick	1
42	KO 235748	STRAP - lifting	1
43	C 18814	NIPPLE - oil drain extension	1
44	C 14906	GASKET - plug, oil drain	1
45	221- 1412	ELBOW - street	1
46	129- 143	NUT - 3/8" NC hex, jam	6
47	129- 103	NUT - 3/8" NC hex	6
48	KO 237277	STUD - cylinder head	7



222 ENGINE BLOCK AND ATTACHING PARTS

To Order Complete Engine See Page 1

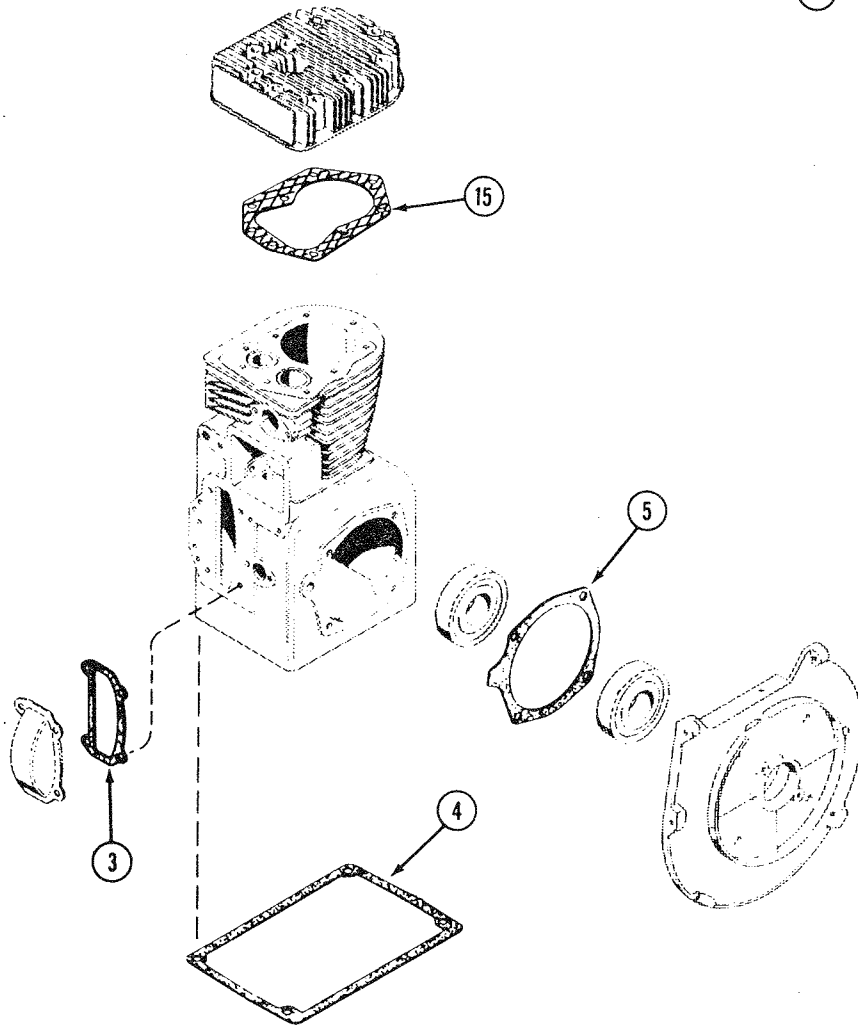
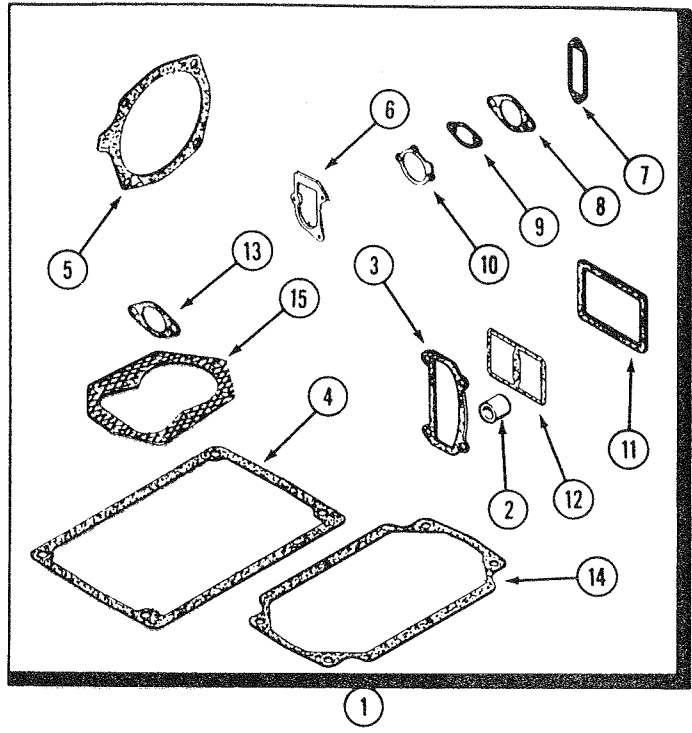
REF.	PART NO.	DESCRIPTION	REQ'D
1	C 21814	SPACER - cylinder head	6
2	KO 270158	BOLT - cylinder head 3/8" x 1-1/2" NC hex.	2
3	KO 270889	WASHER - cylinder head	9
4	KO 237670	HEAD - cylinder	1
5	KO 237658	GASKET - head	1
7	C 24141	BLOCK ASSEMBLY - cylinder, short (Includes crankshaft, piston assembly, ring set, crankshaft seals, rod assembly, camshaft assembly, valves, bearings, plate and plate gasket, governor gear assembly and cross shaft) (also includes gasket set)	1
9	KO 230170	INSERT - exhaust valve	1
10	KO 235007-S	GUIDE - valve	2
11	KO 235125-S	SHAFT - stub, governor	1
12	V 34418	BEARING - needle, governor shaft	1
13	41- 18	PLUG - expansion.	1
14	113- 209	BOLT - 3/8" x 1-1/2" NC hex plated (pack of 50)	4
15	92- 6	LOCKWASHER - 3/8" plated.	17
16	KO 235025	GASKET - camshaft cover	1
17	KO 235026	COVER - camshaft gear.	1
18	192- 19	LOCKWASHER - 1/4" plated.	4
19	113- 1	BOLT - 1/4" x 1/2" NC plated	4
20	KO 235353	GASKET - oil pan.	1
21	C 27279	FLYWHEEL ASSEMBLY.	1
22	NSS	RING GEAR	1
23	C 22699	BASE - oil pan.	1
24	193- 99	LOCKWASHER - internal tooth.	4
25	182- 541	SCREW - stator.	4
26	C 14399	PLUG - oil drain	1
27	R 16287	OIL SEAL - crankshaft rear	1
28	40035	BEARING - crankshaft ball	2
29	KO 235757	GASKET - bearing plate	6
29	KO 235070	GASKET - shim, .020"	UAR
30	205- 27	PLUG - button, timing hole	1
31	C 24290	PLATE - bearing	1
32	V 34427	STATOR	1
	C 25338	CONNECTOR - stator	1
33	113- 107	BOLT - 3/8" x 1" NC plated (pack of 100)	4
34	C 18097	OIL SEAL - crankshaft front	1
36	C 26421	WASHER - special, plated	1
37	131- 580	NUT - special, Marsden	1
38	C 14953	DIPSTICK ASSEMBLY	1
39	A 27365	"O" RING - dipstick	1
42	KO 235748	STRAP - lifting	1
43	C 18814	NIPPLE - oil drain extension.	1
44	C 14906	GASKET - plug, oil drain.	1
45	221- 1412	ELBOW - street	1
46	129- 143	NUT - 3/8" NC hex, jam	6
47	129- 103	NUT - 3/8" NC hex	6
48	92- 6	LOCKWASHER - 3/8"	9
49	KO 237277	STUD - cylinder head	7



224 AND 444 ENGINE BLOCK AND ATTACHING PARTS

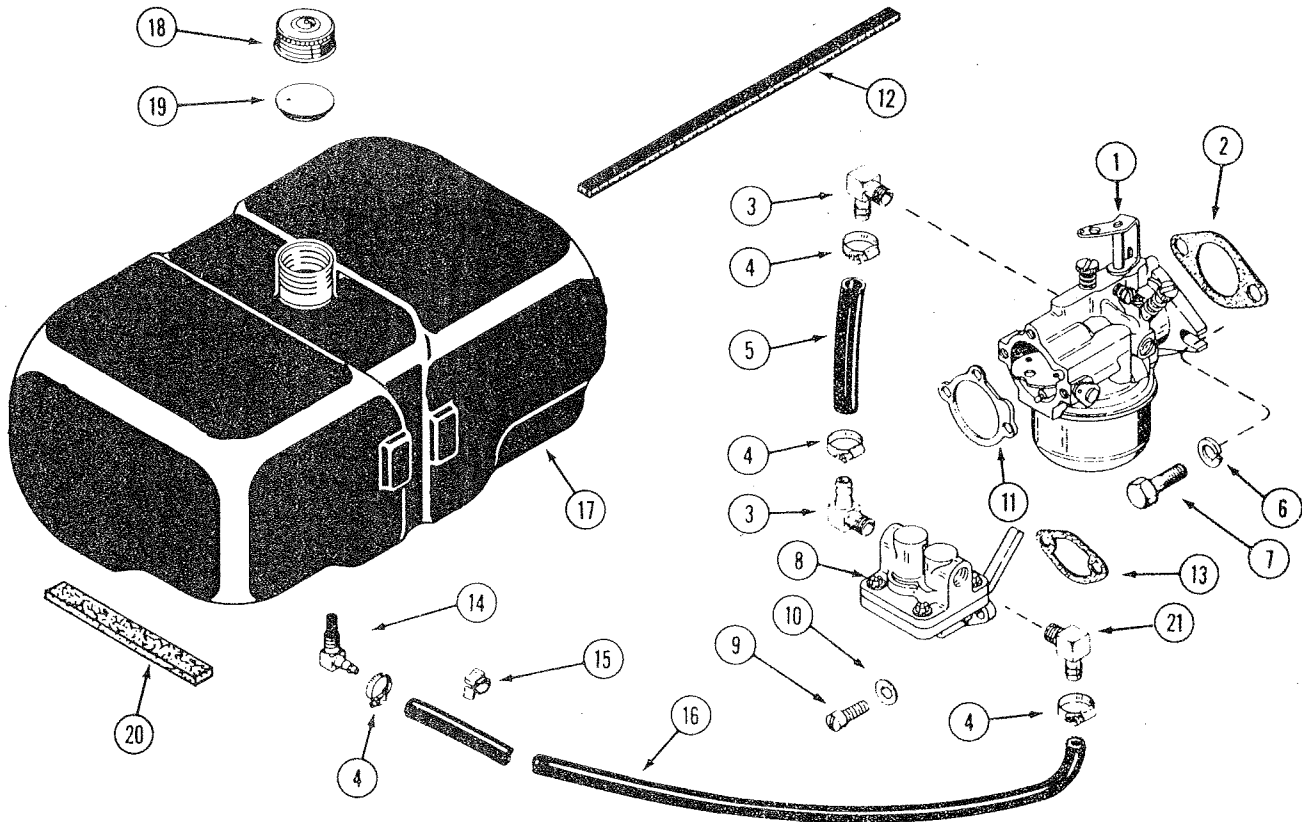
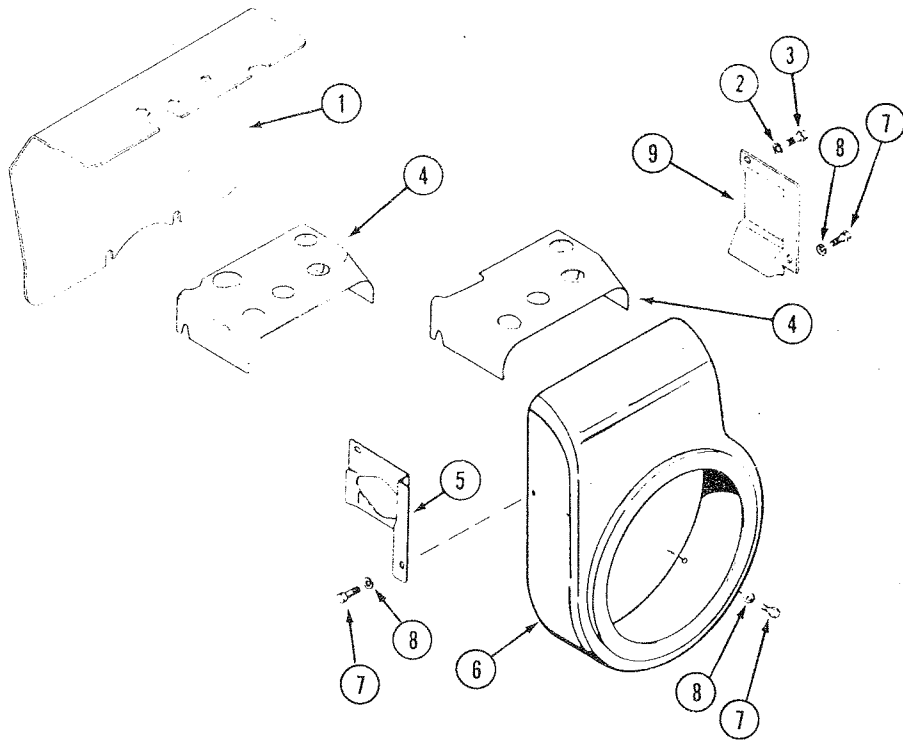
To Order Complete Engine See Page 1

REF.	PART NO.	DESCRIPTION	REQ'D
1	C 24490	FILLER TUBE	1
2	KO 270158	BOLT - cylinder head special 3/8" x 1-1/2" NC hex	2
3	KO 270889	WASHER - cylinder head bolt	9
4	KO 237670	HEAD - cylinder	1
5	KO 237658	GASKET - head	1
6	KO 237064	GASKET - filler tube.	1
7	C 24143	BLOCK ASSEMBLY - cylinder, short (Includes crankshaft and seals, ring set, piston assembly, rod assembly, camshaft assembly, valves, bearing, plate and plate gasket, governor gear assembly and cross shaft) (also includes gasket set)	1
9	KO 230170	INSERT - exhaust valve	1
10	KO 235007-S	GUIDE - valve	2
11	C 24495	COVER	1
12	C 21814	SPACER - cylinder head	1
13	41- 18	PLUG - expansion	1
14	113- 209	BOLT - 3/8" x 1-1/2" NC hex plated (pack of 50)	4
15	92- 6	LOCKWASHER - 3/8" plated.	4
16	KO 235025	GASKET - camshaft cover, oil fill tube	1
17	193- 99	LOCKWASHER	4
18	192- 19	LOCKWASHER - 1/4" plated.	4
19	113- 1	BOLT - 1/4" x 1/2" NC plated	4
20	KO 235353	GASKET - oil pan	1
21	173- 96	SCREW - #10 x 7/16" round head machine	3
22	193- 99	LOCKWASHER - #10 internal tooth.	7
23	C 22699	BASE - oil pan.	1
24	C 27279	FLYWHEEL ASSEMBLY.	1
25	NSS	RING GEAR	1
26	C 14399	PLUG - oil drain.	1
27	R 16287	OIL SEAL - crankshaft rear	1
28	40035	BEARING - crankshaft ball	2
29	KO 235757	GASKET - bearing plate	1
29	KO 235070	GASKET - shim, .010"	UAR
30	205- 27	PLUG - button, timing hole	1
31	C 24290	PLATE - bearing	1
32	V 34427	STATOR	1
	C 25338	CONNECTOR - stator.	1
33	113- 207	BOLT - 3/8" x 1" NC plated (pack of 100)	4
34	C 18097	OIL SEAL - crankshaft front	1
35	182- 541	SCREW - stator.	4
36	C 26421	WASHER - special, plated 21/32" ID x 1-3/8" OD x 1/4"	1
37	131- 580	NUT - special Marsden 5/8"	1
38	C 24491	DIPSTICK ASSEMBLY.	1
42	KO 235748	STRAP - lifting	1
43	C 18814	NIPPLE - oil drain extension	1
44	C 14906	GASKET - plug, oil drain	1
45	221- 1412	ELBOW - street	1
46	129- 143	NUT - 3/8" NC hex, jam	6
47	129- 103	NUT - 3/8" NC hex	6
49	KO 237277	STUD - cylinder head	7
50	F 62075	O-RING - dipstick	1



ENGINE GASKET AND SEAL KIT

REF.	PART NO.	DESCRIPTION	REQ'D
1	C 23858	KIT - engine gasket (10 thru 14 hp engines)	1
2	KO 231032	SEAL - breather (14 hp engine)	1
3	KO 235025	GASKET - camshaft cover	1
4	KO 235353	GASKET - oil pan	1
5	KO 235757	GASKET - bearing plate	6
5	KO 235070	GASKET - shim (.010").	UAR
6	KO 237064	GASKET - oil fill tube (used on 14 hp)	1
7	C 26518	GASKET - breaker cover	1
8	C 23860	GASKET - carburetor flange.	1
9	C 24887	GASKET - fuel pump flange.	1
10	KO 275341	GASKET - carburetor air horn	1
11	KO 235048	GASKET - breather plate.	1
12	KO 275144	GASKET - valve cover.	1
13	C 10372	GASKET - exhaust	1
14	KO 235057	GASKET - pan (not used).	1
15	KO 237658	GASKET - cylinder head	1

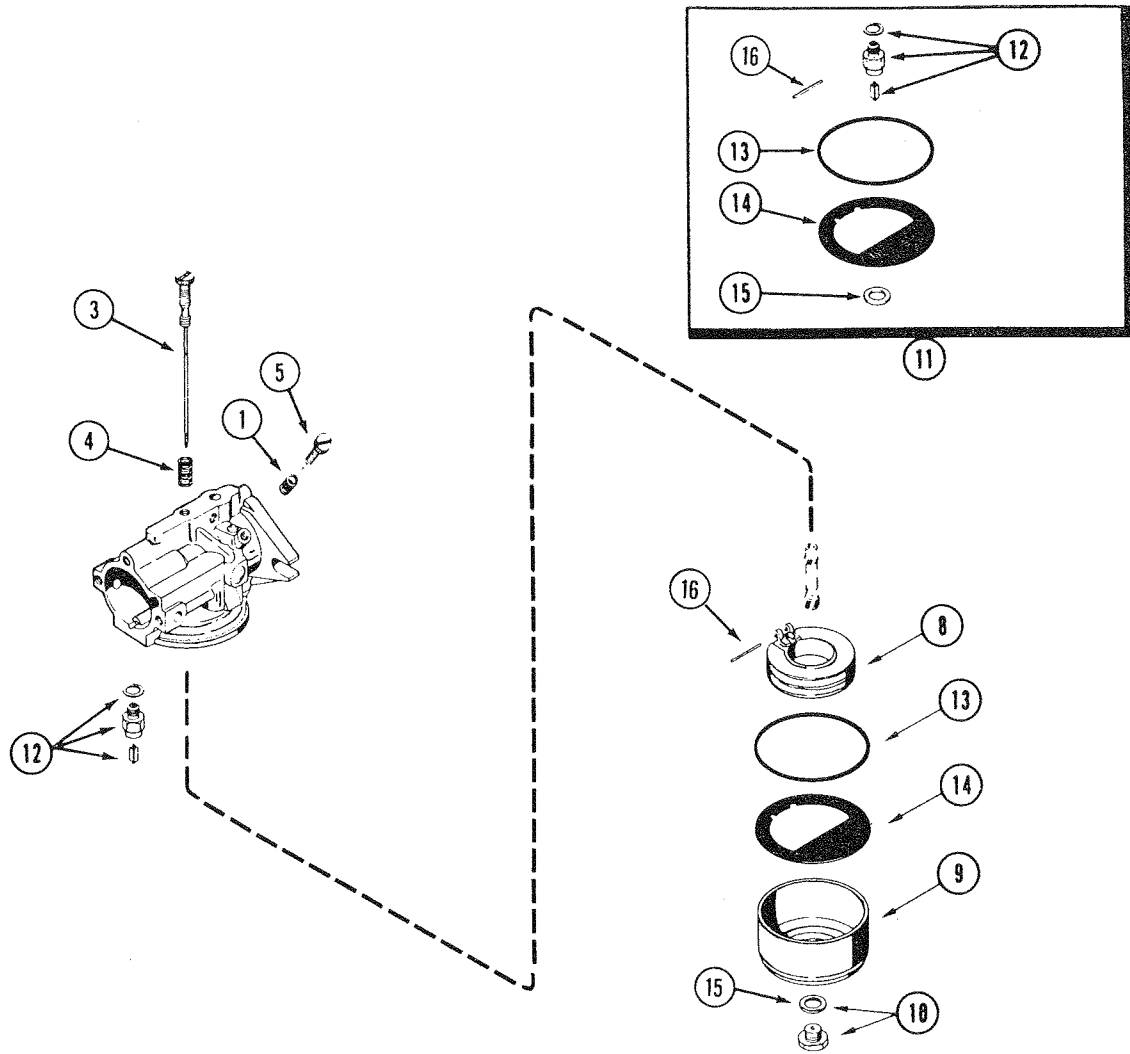


BAFFLES AND SHROUDS

REF.	PART NO.	DESCRIPTION	REQ'D
1	C 26985	DEFLECTOR - engine air	1
2	192- 19	LOCKWASHER - 1/4" zinc plated	2
3	113- 1	BOLT - 1/4" x 1/2" NC hex, zinc plated	2
4	KO 237520	BAFFLE - cylinder head (10 hp engine)	1
4	KO 237677	BAFFLE - cylinder head (12 - 14 hp engine)	1
5	KO 235652	BAFFLE - carburetor side air	1
6	C 24879	HOUSING - blower.	1
7	113- 2	BOLT - 1/4" x 3/4" NC hex, zinc plated	4
8	192- 19	LOCKWASHER - 1/4" zinc plated	4
9	KO 236676	BAFFLE - cylinder	1

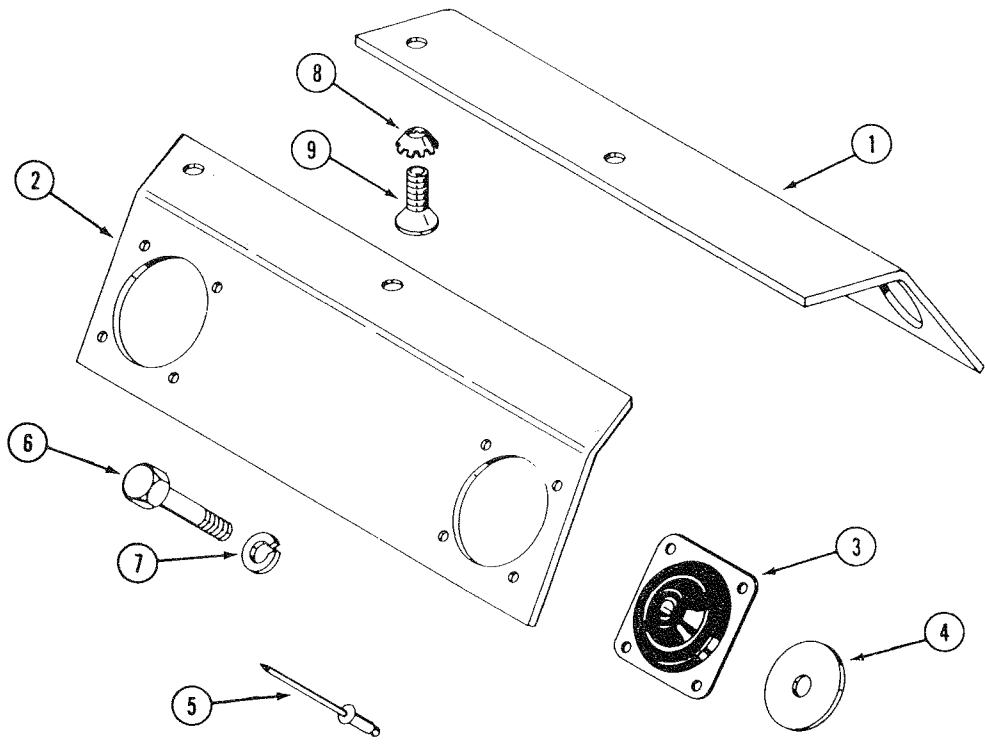
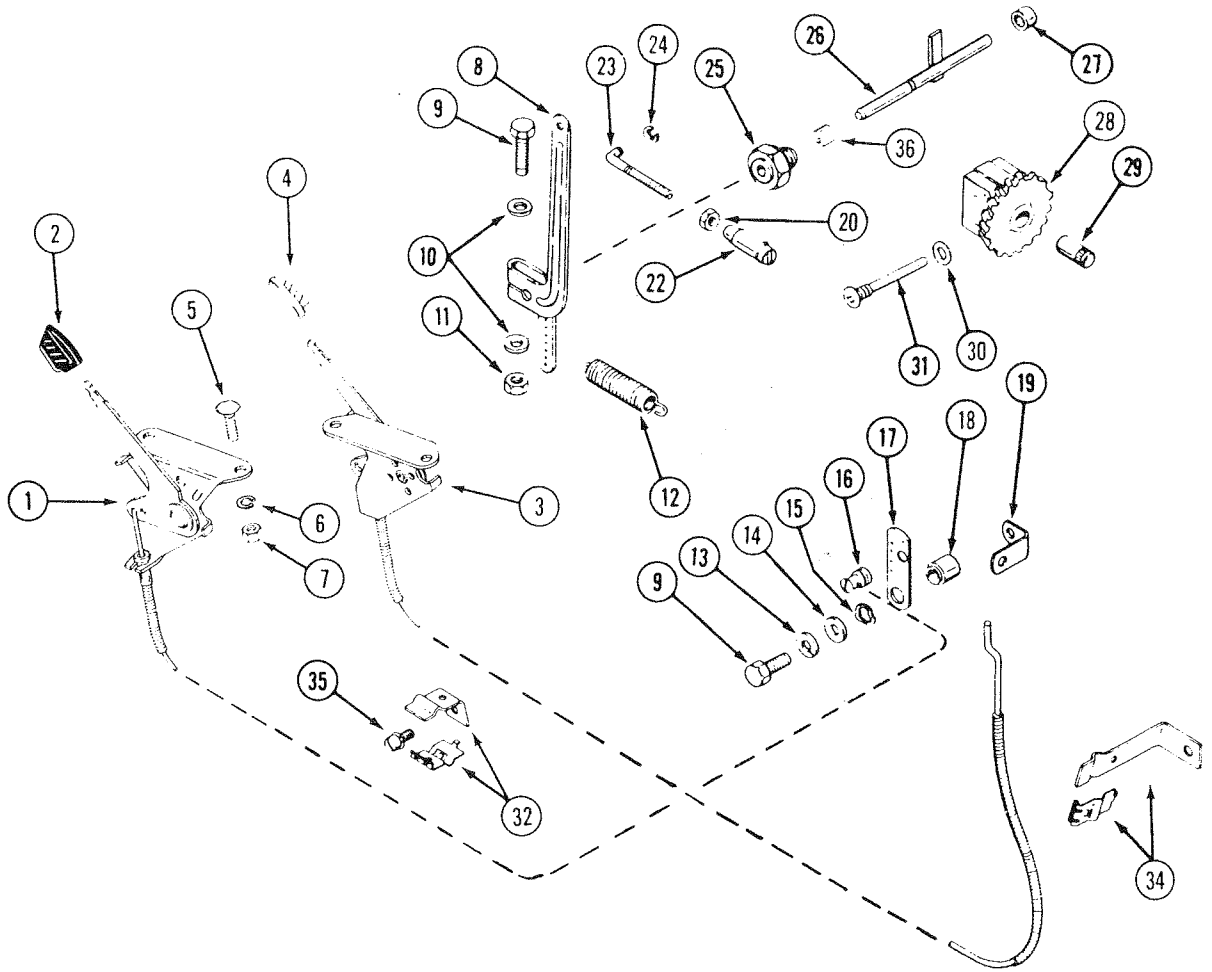
FUEL SYSTEM

1	C 24408	CARBURETOR ASSEMBLY - 444 & 224 (Repairs page 27)	1
1	C 23049	CARBURETOR ASSEMBLY - 220 & 222 (Repairs page 27)	1
2	C 23860	GASKET - carburetor flange	1
3	C 10678	ELBOW - fuel pump and carburetor.	2
4	214- 252	CLAMP - hose 1/2"	4
5	C 18274	HOSE - carburetor 5-1/4"	1
6	192- 20	LOCKWASHER 5/16" (pack of 100).	2
7	113- 103	BOLT - 5/16" x 1" NC hex	2
8	C 24851	PUMP - fuel, all models (includes gasket & washers)	1
9	71- 412	SCREW - 1/4" x 3/4" NC fillister head.	2
10	193- 28	LOCKWASHER - 1/4"	2
11	KO 275341	GASKET - air horn	1
12	C 23527	LINER - fuel tank	1
13	C 24887	GASKET - fuel pump mounting, all models.	1
14	C 10657	ELBOW ASSEMBLY - fuel tank	1
15	A 62079	CLIP - fuel line	2
16	C 18274	HOSE - fuel line	1
17	NSS	TANK - fuel (use C26697)	1
18	C 11529	CAP - fuel tank (Includes insert)	1
19	NSS	INSERT - fuel cap	1
20	C 14690	CUSHION - fuel tank	2
21	217- 292	ELBOW - hose 90°	1



CARBURETOR

REF.	PART NO.	DESCRIPTION	REQ'D
	C 23049	CARBURETOR ASSEMBLY - 220, 222	1
	C 24408	CARBURETOR ASSEMBLY - 224 & 444	1
1	KO 200380	SPRING - tension, idle adjust	1
3	A 72077	NEEDLE - main fuel adjust, 220, 222	1
3	C 24652	NEEDLE - main fuel adjust, 224 & 444	1
4	KO 200383	SPRING - main fuel adjust	1
5	A 72099	NEEDLE - idle adjust (220, 222)	1
5	KO 275231	NEEDLE - idle adjust (224 & 444)	1
8	C 27276	FLOAT - carburetor	1
9	KO 235448	BOWL - carburetor	1
10	C 26422	SCREW AND GASKET ASSEMBLY - carburetor bowl	1
11	C 27278	KIT - carburetor repair	1
12	NSS	INLET NEEDLE AND SEAT ASSEMBLY	1
13	NSS	GASKET - bowl ring	1
14	NSS	GASKET - bowl baffle	1
15	NSS	GASKET - bowl screw	1
16	F 19892	PIN - float	1

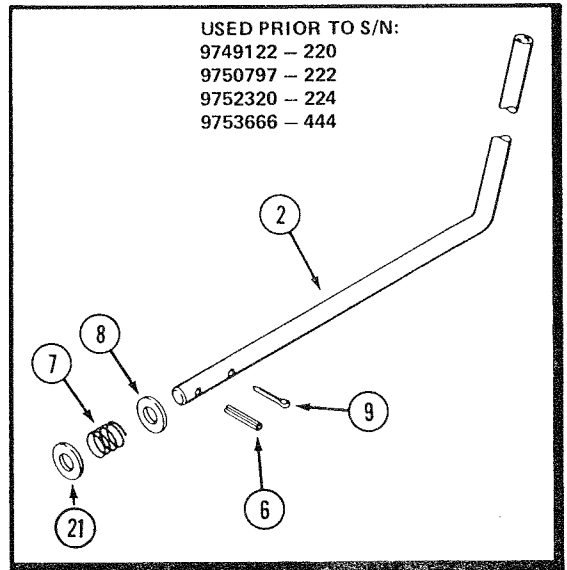
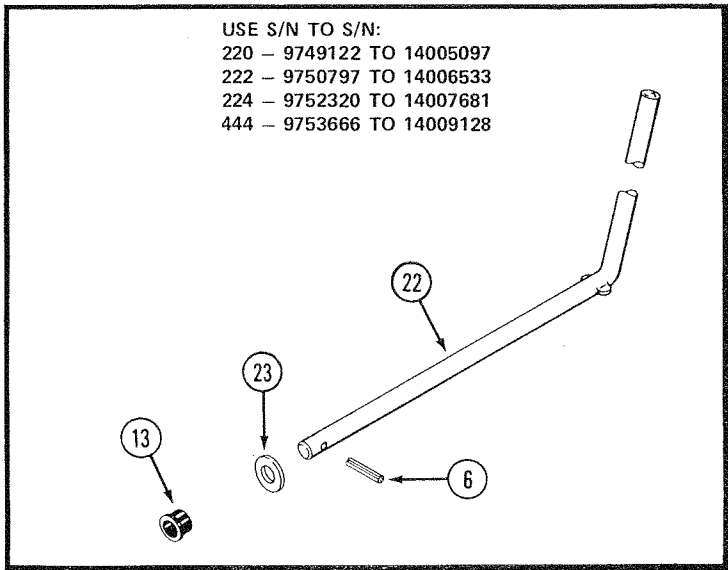
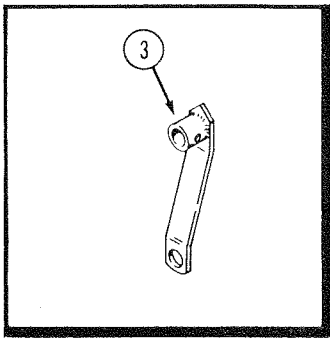
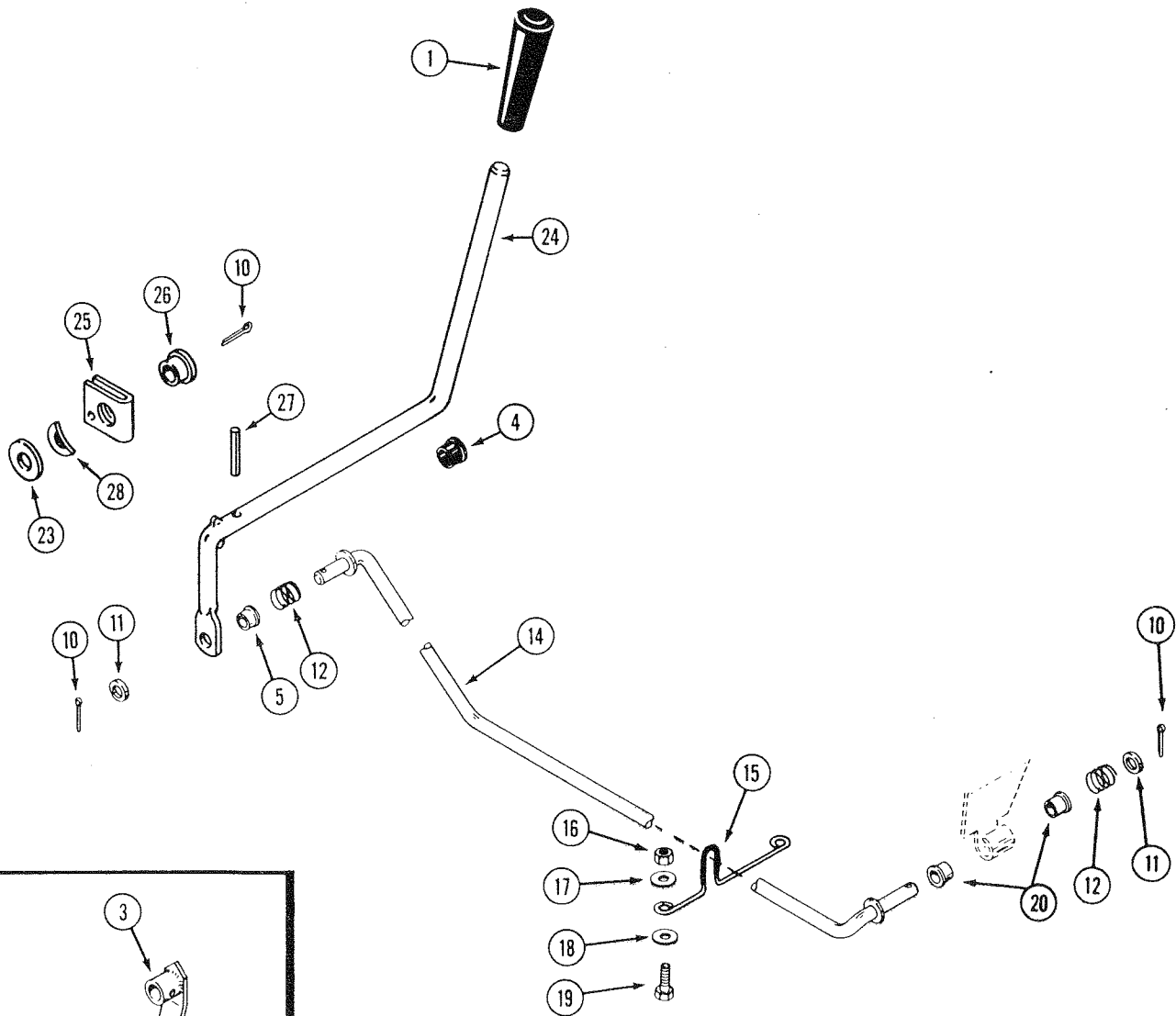


CHOKE, THROTTLE AND GOVERNOR

REF.	PART NO.	DESCRIPTION	REQ'D
1	C 25603	CONTROL - throttle	1
2	C 12224	HANDLE - throttle control, black	1
3	C 25605	CONTROL - choke	1
4	C 14506	HANDLE - choke control, white	1
5	111- 5	BOLT - 10-24 x 5/8" round head, square neck	2
6	192- 18	LOCKWASHER - #10 Std. plated	2
7	129- 17	NUT - #10-24 plated	2
8	KOA 237653	LEVER - governor	1
9	113- 17	BOLT - 1/4" x 1-1/4" NC hex	2
10	195- 518	WASHER - 1/4" plated	2
11	129- 101	NUT - 1/4" hex	1
12	KO 235496	SPRING - governor	1
13	192- 19	LOCKWASHER - 1/4" plated	1
14	C 18098	WASHER - thrust	1
15	KO 275690	WASHER - wavy	1
16	H 43034	CLAMP - swivel, wire	1
17	KO 235086	LEVER - speed control	1
18	KO 235085	SPACER - speed control bracket	1
19	KO 235084	BRACKET - high speed stop	1
20	129- 37	NUT - #10-32 hex	1
22	C 25020	JOINT - ball	1
23	KO 235277	ROD - throttle	1
24	49485	RING - retaining, throttle rod	1
25	KO 235476	BUSHING - governor cross shaft	1
26	C 23126	SHAFT - governor cross	1
27	V 34418	BEARING - needle, governor shaft	1
28	C 27274	GEAR ASSEMBLY - governor	1
29	KO 235125-S	SHAFT - governor stub	1
30	C 18099	WASHER - governor stop pin	1
31	V 34416	PIN - governor stop	1
32	KOA 237559	BRACKET - throttle cable	1
34	KOA 236919	BRACKET - choke cable	1
35	V 34421	SCREW - #10 x 3/8" NC fillister head	1
36	E 78369	SPACER - shaft (used engine S/N 3173783 and after)	1

ENGINE MOUNT PLATES

1	C 17717	PLATE - engine mount L.H.	1
2	C 17718	PLATE - engine mount R.H.	1
3	C 18793	MOUNT - engine	4
4	D 22988	WASHER - snubbing	4
5	151- 544	RIVET - 3/16"	16
6	113- 219	BOLT - 3/8" x 2" NC hex	4
7	192- 21	LOCKWASHER - 3/8"	4
8	193- 56	LOCKWASHER - 3/8" countersunk external tooth	4
9	164- 50	BOLT - flat head hex socket	4



PTO CLUTCH LINKAGE

REF.	PART NO.	DESCRIPTION	REQ'D
1	A 37247	KNOB - lever, PTO	1
2	NSS	LEVER - PTO engaging (order item 22 and 23)	1
3	C 24872*	ARM ASSEMBLY - PTO	1
3	C 24792	ARM ASSEMBLY - PTO (used prior to 220 - S/N 9734921, 222 - S/N 9737066, 224 - S/N 9738351 and 444 - S/N 9739749)	1
4	353- 462	BUSHING - lever, dash tower	1
5	C 20093	BUSHING - fliplock	1
6	138- 96	PIN - roll - 3/16" x 1"	1
7	C 20036	SPRING - lever, PTO	1
8	A 39519	WASHER - nylon	1
9	132- 91	PIN - cotter 3/16 x 1"	1
10	132- 310	PIN - cotter 1/8 x 1"	2
11	C 14906	WASHER - nylon 3/8"	2
12	C 19867	SPRING - clutch rod	2
13	C 26266	BUSHING - heyco	1
14	C 20041	ROD - clutch	1
15	C 19767	GUIDE - clutch rod	1
16	131- 1181	NUT - lock 3/8" n.c. hex	2
17	195- 104	WASHER - 3/8"	2
18	195- 137	WASHER - spacer (used on models without hyd. lift)	2
19	113- 207	BOLT - 3/8 x 1" n.c. hex	2
20	C 20053	BUSHING - nylon	2
21	195- 2069	WASHER - 5/8"	1
22	C 25013	LEVER - PTO engaging	1
23	195- 533	WASHER - 1/2"	1
24	C 26265	LEVER - PTO engaging	1
25	C 26264	BRACKET - support, PTO lever	1
26	C 26266	BUSHING - flange, nylon	1
27	138- 63	PIN - roll 1/8" x 1-1/4"	1
28	H 202325	WASHER - spring	1

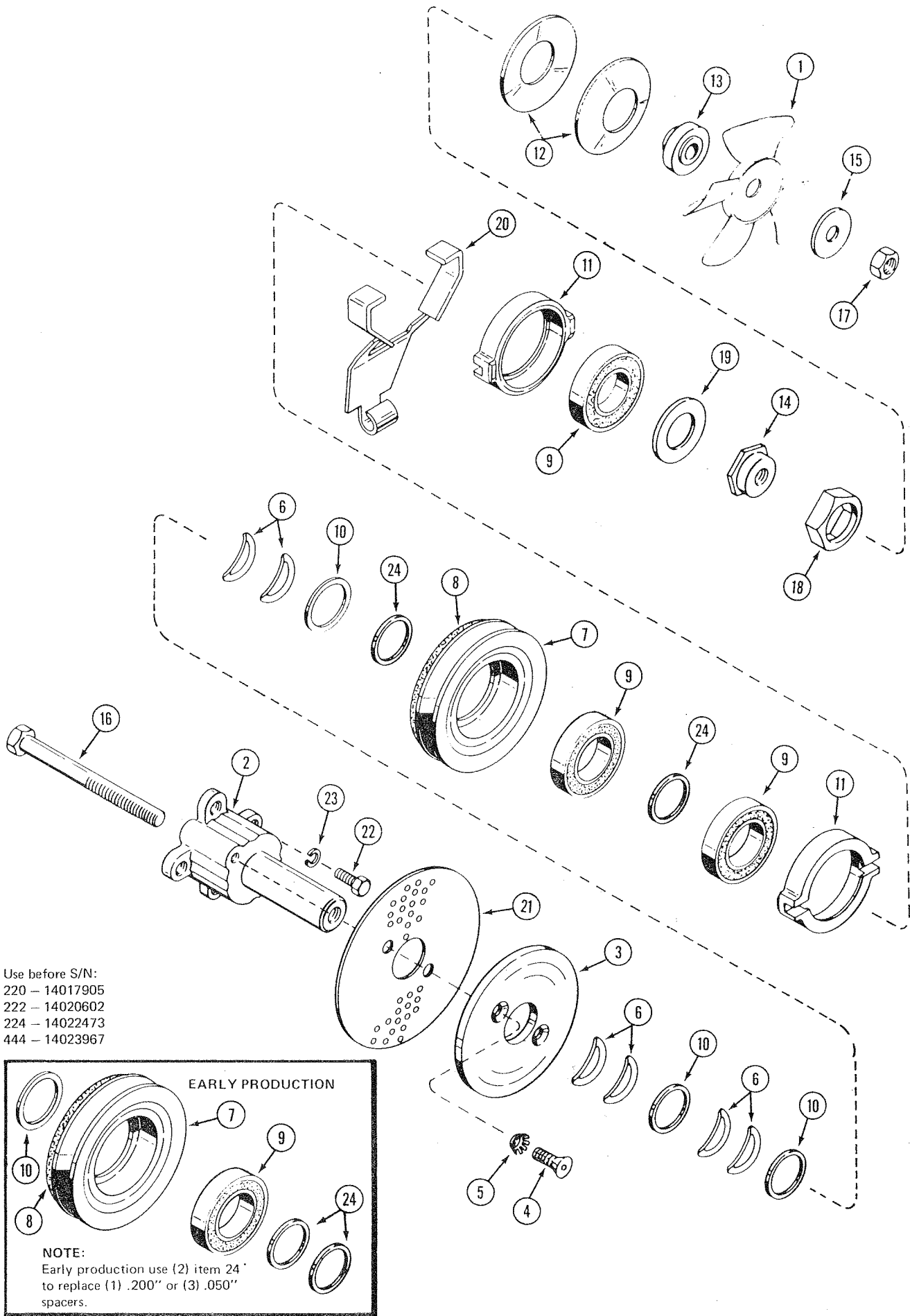
*use S/N to S/N:

220 - 9734921 to 14005097

222 - 9737066 to 14006533

224 - 9738351 to 14007681

444 - 9739749 to 14009128



CLUTCH ASSEMBLY (PTO)

REF.	PART NO.	DESCRIPTION	REQ'D
	NSS	CLUTCH AND FAN ASSEMBLY (use C27150)	1
1	C 16616	FAN - cooling	1
2	C 23677	HUB - clutch	1
3	C 15718	PLATE - clutch	1
4	164- 40	BOLT - 5/16" - 18 x 3/4"	2
5	193- 76	LOCKWASHER - 5/16" countersunk external tooth	2
6	C 15515	WASHER - spring	6
7	C 26353	KIT - pulley and disc assembly (includes item 24)	1
8	C 23740	KIT - friction disc	1
9	C 23245	BEARING - ball	3
10	C 15557	WASHER - spacer .050	3
11	C 23033	CAM - clutch	2
12	C 16786	SPRING - clutch load	2
13	C 23630	SPACER - hub	1
14	C 23625	NUT - adjust	1
15	O 2815N	WASHER - fan 17/32"	1
16	C 24743	BOLT - 1/2" - 20 x 5-1/2" NF	1
17	129- 125	NUT - 1/2" - 20 NF	1
18	C 23627	GUIDE - adjusting nut	1
19	C 23624	WASHER - spacer	1
20	NSS	ARM - engaging (use C26166)	1
21	NSS	SCREEN - grass (use (2) C26758)	1
22	113- 207	BOLT - 3/8" - 16 x 1" NC	4
23	192- 21	LOCKWASHER - 3/8"	4
24	C 26346*	SPACER - washer .100" (see note on opposite page for early production) . .	2

*Use S/N and after:

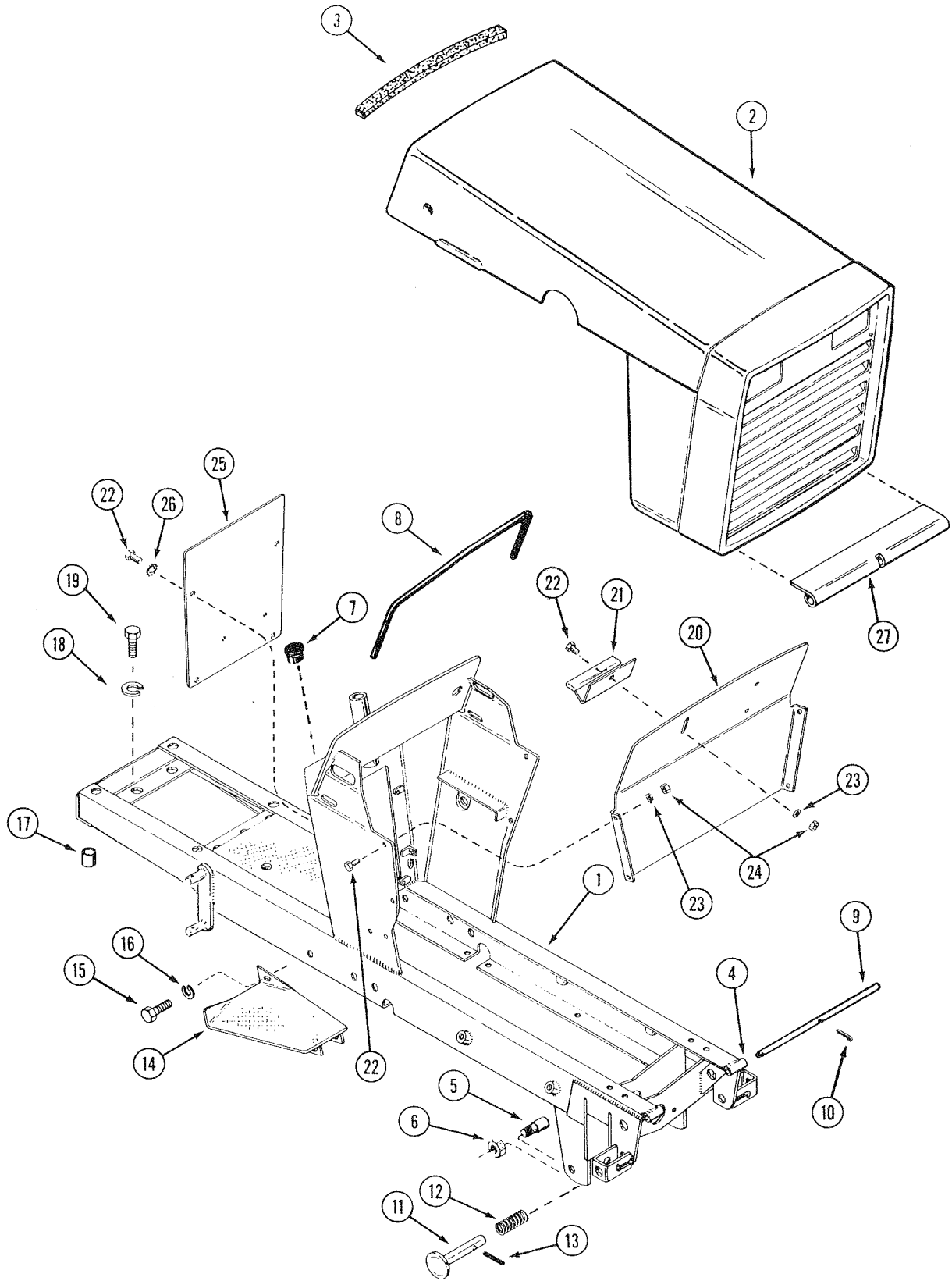
220 - 14017905

222 - 14020602

224 - 14022473

444 - 14023967

On some late production, item 24 is replaced by (2) .050" spacers. Use item 24 for service.



HOOD, FRAME AND GRILLE

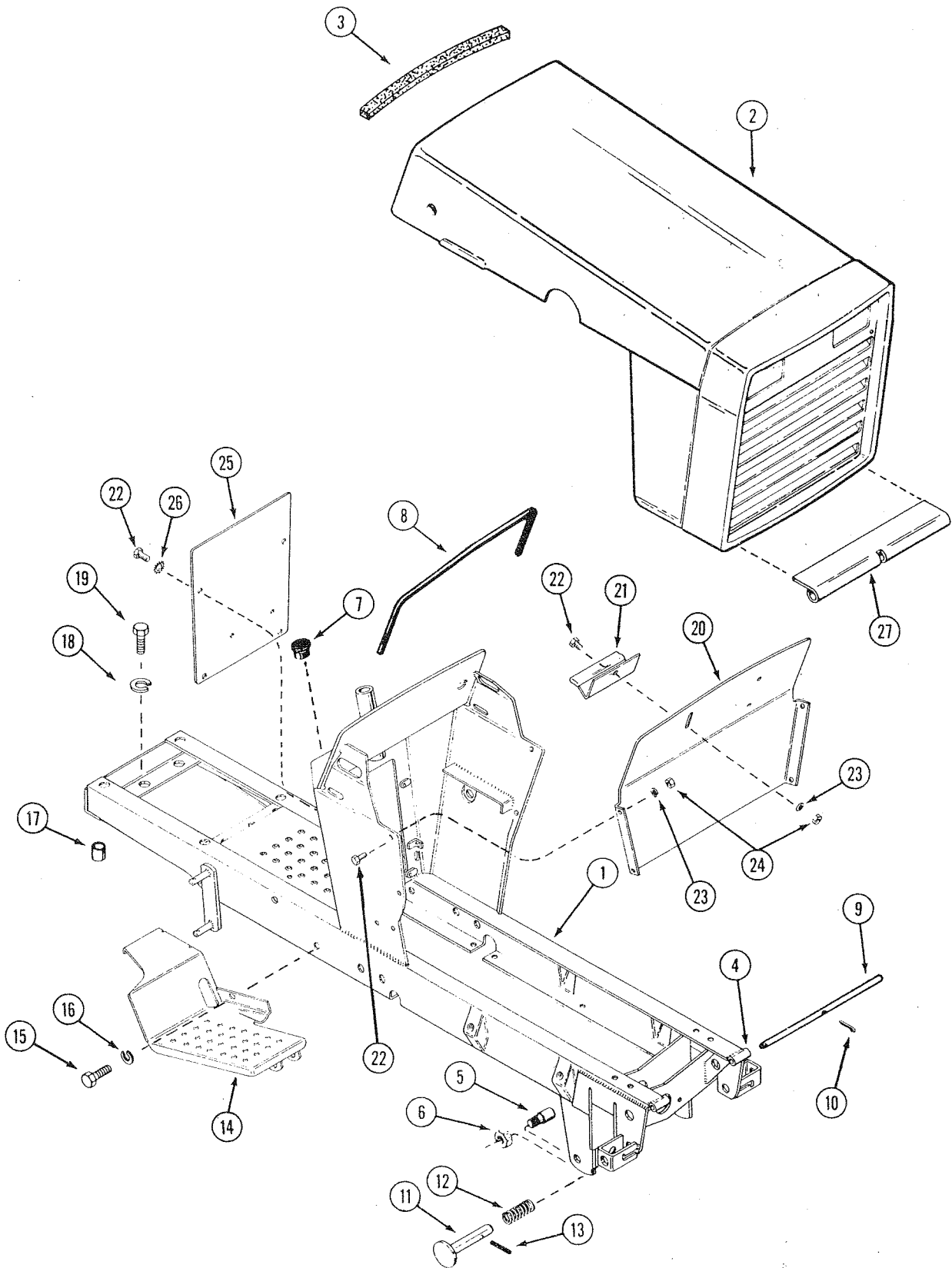
220 - USE BEFORE S/N 9762275

222 - USE BEFORE S/N 9763700

224 - USE BEFORE S/N 9765195

444 - USE BEFORE S/N 9766840

REF.	PART NO.	DESCRIPTION	REQ'D
1	C 25307	FRAME - main (220, 222 and 224) (also order C24872 arm prior to 220 - S/N 9734921, 222 - S/N 9737066, 224 - S/N 9738351)(shown) . . .	1
1	C 24771	FRAME - main (444) (also order C24872 arm prior to S/N 9739749)	1
2	C 22775	HOOD AND GRILLE ASSEMBLY (includes item 27)	1
3	C 23527	LINER - hood	1
4	C 22023	HINGE - frame	2
5	C 18733	PIN - attachment	2
6	131- 1318	NUT - lock 1/2" NF jam	2
7	353- 406	PLUG - hole (models without hydraulic lift)	1
8	C 18153	CHANNEL - instrument panel	1
9	C 16362	ROD - hood hinge	1
10	132- 46	PIN - cotter 1/8" x 3/4"	1
11	C 16373	PIN - latch	2
12	C 24137	SPRING - latch	2
13	138- 319	PIN - roll 3/16" x 1-1/4"	2
14	C 18890	PAD - foot rest, L.H.	1
14	C 18150	PAD - foot rest, R.H.	1
15	113- 113	BOLT - 5/16" x 7/8" N.C. hex	2
16	192- 20	LOCKWASHER - 5/16"	2
17	C 14729	SPACER - frame, rear (444)	2
17	C 14730	SPACER - frame, rear (220, 222 and 224)	2
18	192- 23	LOCKWASHER - 1/2"	4
19	113- 424	BOLT - 1/2" x 1" N.C. hex	4
20	C 24821	SHIELD - heat	1
21	C 24820	CLIP - battery hold down	1
22	113- 1	BOLT - 1/4" - 20 x 1/2	9
23	192- 19	LOCKWASHER - 1/4"	5
24	129- 101	NUT - 1/4" - 20	5
25	C 24822	COVER - access	1
26	193- 57	LOCKWASHER	4
27	C 16361	HING - hood	1



HOOD, FRAME AND GRILLE

220 - USE S/N 9762275 AND AFTER

222 - USE S/N 9763700 AND AFTER

224 - USE S/N 9765195 AND AFTER

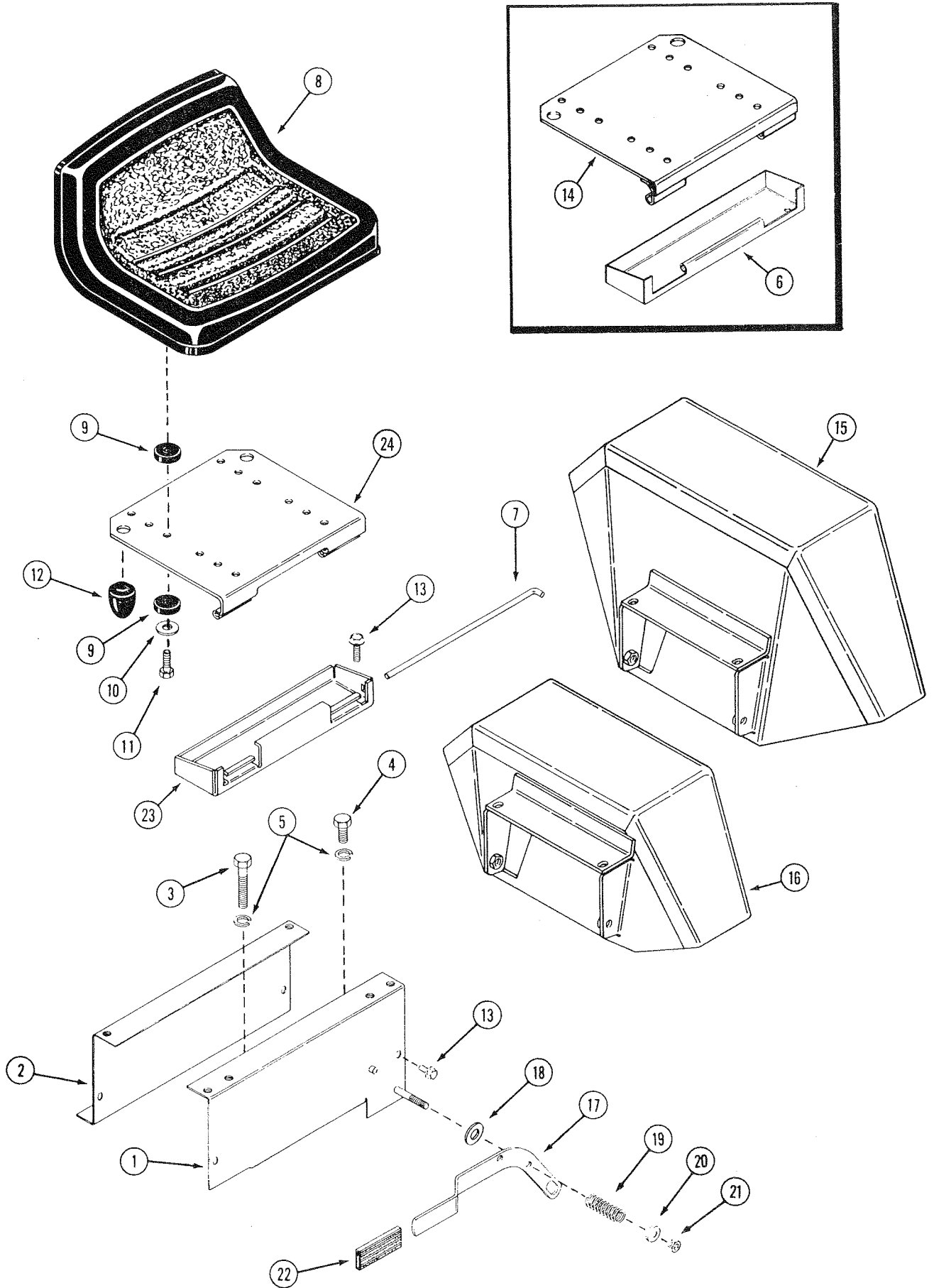
444 - USE S/N 9766840 AND AFTER

REF.	PART NO.	DESCRIPTION	REQ'D
1	C 26938†	FRAME - main (220, 222 and 224)(shown)	1
1	C 26940†	FRAME - main (444)	1
2	C 22775	HOOD AND GRILLE ASSEMBLY (includes item 27)	1
3	C 23527	LINER - hood	1
4	C 22023	HINGE - frame	2
5	C 18733	PIN - attachment	2
6	131- 1318	NUT - lock 1/2" NF	2
7	353- 406	PLUG - hole (models without hydraulic lift)	1
8	C 18153	CHANNEL - instrument panel	1
9	C 16362	ROD - hood hinge	1
10	132- 46	PIN - cotter 1/8" x 3/4"	1
11	C 16373	PIN - latch	2
12	C 24137	SPRING - latch	2
13	138- 319	PIN - roll 3/16" x 1-1/4"	2
14	C 25317	PAD - foot rest, L.H.	1
14	C 25318	PAD - foot rest, R.H.	1
15	113- 113	BOLT - 5/16" x 7/8" N.C. hex	4
16	192- 20	LOCKWASHER - 5/16"	4
17	C 14729	SPACER - frame, rear (444).	2
17	C 14730	SPACER - frame, rear (220, 222 and 224).	2
18	192- 23	LOCKWASHER - 1/2"	4
19	113- 424	BOLT - 1/2" x 1" N.C. hex	4
20	C 24821	SHIELD - heat	1
21	C 24820	CLIP - battery hold down	1
22	113- 1	BOLT - 1/4" - 20 x 1/2	9
23	192- 19	LOCKWASHER - 1/4"	5
24	129- 101	NUT - 1/4" - 20	5
25	C 24822*	COVER - access	1
25	C 26506**	COVER - access	1
26	193- 57	LOCKWASHER	4
27	C 16361	HING - hood	1

†also use C26266, C26265, C26264, 195-533,
 138-63 and 132-310 before S/N:
 220 - 14005097
 222 - 14006533
 224 - 14007681
 444 - 14009128

*use 220 - before S/N 9779774
 222 - before S/N 9781310
 224 - before S/N 9782979
 444 - before S/N 9784373

**use 220 - S/N 9779774 and after
 222 - S/N 9781310 and after
 224 - S/N 9782979 and after
 444 - S/N 9784373 and after



SEAT, FENDERS AND TOOL TRAY

REF.	PART NO.	DESCRIPTION	REQ'D
1	C 26066	SUPPORT - seat, front	1
2	NSS	SUPPORT - seat, rear (use C26695)	1
3	113- 441	BOLT - 1/2 x 2-1/4" NC hex (444)	2
3	113- 427	BOLT - 1/2 x 3-1/4" NC hex (220, 222 and 224)	2
4	113- 424	BOLT - 1/2 x 1" NC hex	2
4	113- 118	BOLT - 5/16" x 5/8"	1
5	192- 20	LOCKWASHER - 5/16"	1
5	192- 23	LOCKWASHER - 1/2"	4
6	C 19417*	TRAY - tool	1
7	C 16429	PIN - seat hinge	1
8	C 26214	SEAT - (220, 222 and 224)	1
8	C 26215	SEAT - (444)	1
9	D 59705	CUSHION - rubber	8
10	195- 2175	WASHER - 5/16 x 1-1/4" OD, zinc plated.	4
11	113- 122	BOLT - 5/16 x 1-1/2"	4
12	C 14534	BUMPER - seat	2
13	121- 106	BOLT - 5/16 x 1/2" flange whizlock	10
14	C 17152*	HINGE ASSEMBLY - seat	1
15	C 16444	FENDER - L.H. (444) use before S/N 9766840	1
15	C 16445	FENDER - R.H. (444) use before S/N 9766840	1
15	C 25303	FENDER - L.H. (444) use S/N 9766840 and after.	1
15	C 25304	FENDER - R.H. (444) use S/N 9766840 and after.	1
16	C 25297	FENDER - L.H. (use 220 - S/N 9762275, 222 - S/N 9763700, 224 - S/N 9765195 and after)	1
16	C 25298	FENDER - R.H. (use 220 - S/N 9762275, 222 - S/N 9763700, 224 - S/N 9765195 and after)	1
16	C 16446	FENDER - L.H. (use before 220 - S/N 9762275, 222 - S/N 9763700, 224 - S/N 9765195)	1
16	C 16447	FENDER - R.H. (use before 220 - S/N 9762275, 222 - S/N 9763700, 224 - S/N 9765195)	1
17	C 16393	LEVER - shift	1
18	195- 525	WASHER - 7/16 x 1-1/4" OD	1
19	C 17216	SPRING - shift lever	1
20	C 17066	WASHER - cupped	1
21	131- 1181	NUT - lock 3/8" NC hex	1
22	C 14728	GRIP - shift lever	1
23	C 26028**	TRAY - tool	1
24	C 26029**	HINGE - seat.	1

*use before S/N:
 220 - 9780394
 222 - 9782118
 224 - 9783605
 444 - 9785020

**use S/N and after:
 220 - 9780394
 222 - 9782118
 224 - 9783605
 444 - 9785020

220, 222 AND 224 FRONT AXLE

REF.	PART NO.	DESCRIPTION	REQ'D
1	C 18812	AXLE - front	1
2	C 18777	SPINDLE - left hand	1
3	C 18779	SPINDLE - right hand	1
4	138- 99	PIN - roll	2
5	C 11906	WASHER - thrust	4
6	219- 404	FITTING - lube	1
7	C 13106	COVER - lube fitting	3
8	132- 311	PIN - cotter 5/32 x 1-1/4"	2
9	C 12975	WASHER - wheel spindle	2
10	A 30881	WASHER - wheel spacer	6
11	187- 1910	BOLT - 3/8" NC indented hex head	1
12	C 22278	PIN - retaining, axle pivot	1
13	C 22992*	KIT - drag link rod	1
14	192- 23	LOCKWASHER - 1/2" zinc plated	3
15	129- 165	NUT - jam 1/2" N.F. hex R.H. thread	6
16	C 21527*	BALL JOINT - 1/2" L.H. thread	2
17	129- 376	NUT - jam 1/2" N.F. hex L.H. thread	2
18	C 21526*	BALL JOINT - R.H. thread	2
19	C 22568	TUBE - axle pivot	1
20	219- 17	FITTING - lube	2
21	C 21530*	TIE ROD	1
22	C 12102**	BALL JOINT - R.H. thread	2
23	C 13605**	BALL JOINT - L.H. thread	2
24	C 25856**	TIE ROD	1
25	C 25857**	ROD - drag link	1

*use before S/N:

**use S/N and after:

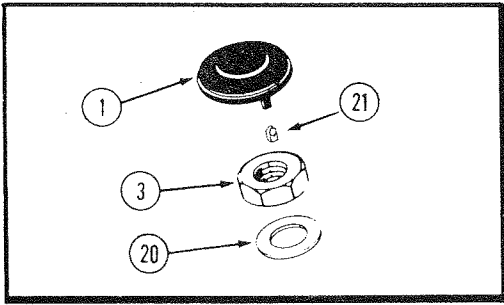
220 - 9780558 220 - 9780558

222 - 9782235 222 - 9782235

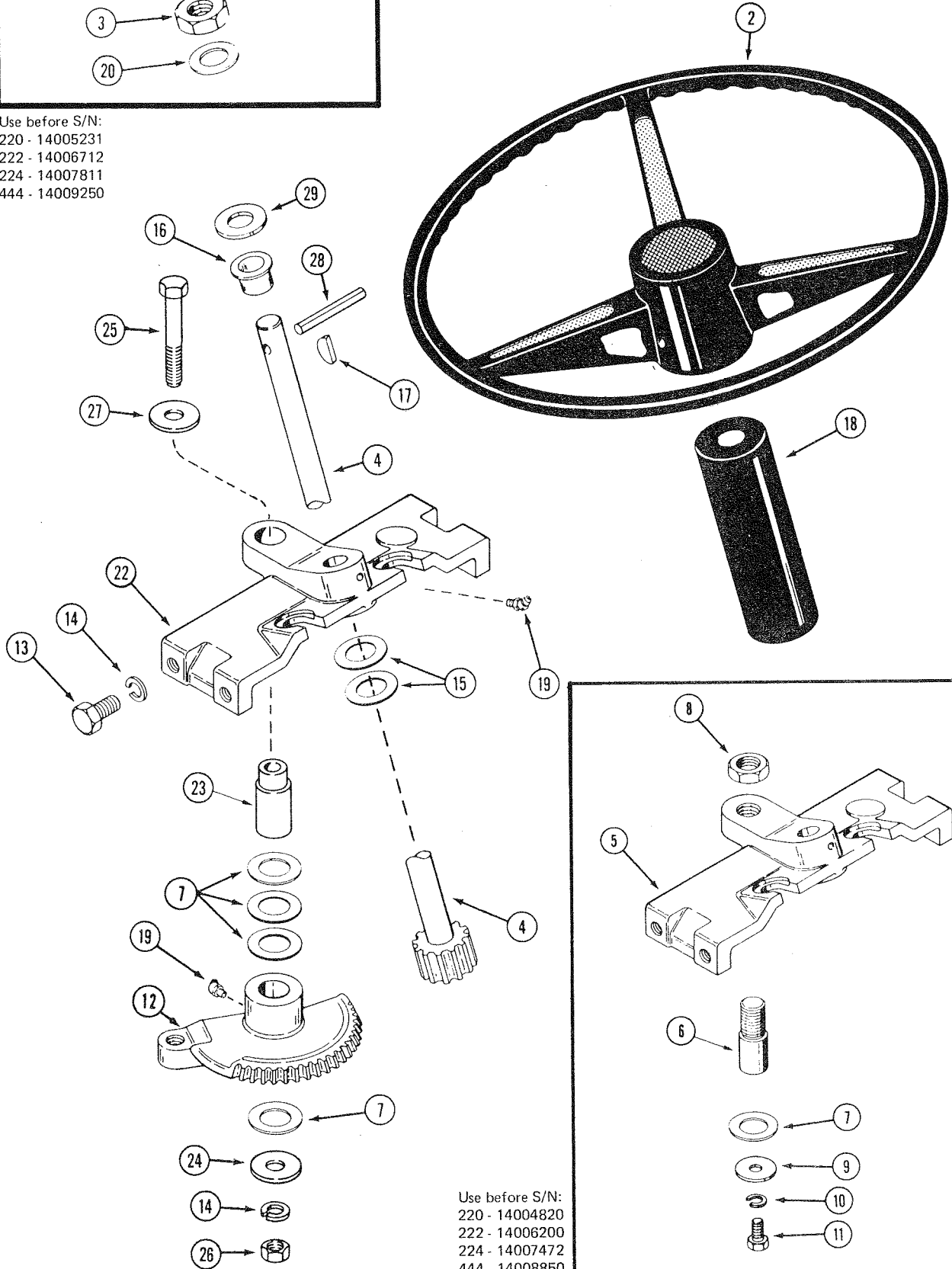
224 - 9783760 224 - 9783760

444 FRONT AXLE

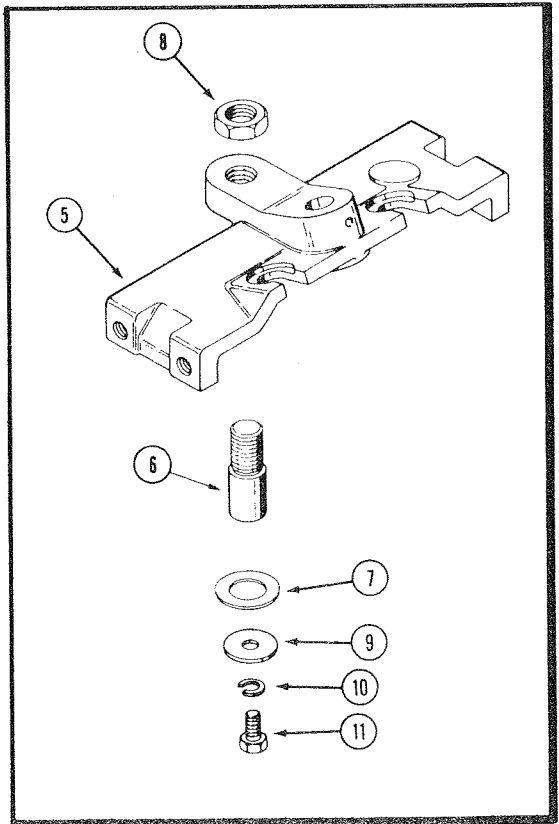
1	C 18813	AXLE - front	1
2	C 26205	SPINDLE - right hand	1
3	C 26206	SPINDLE - left hand	1
4	138- 99	PIN - roll	2
5	C 22278	PIN - retaining, axle pivot	1
6	C 13716	WASHER - thrust	4
7	219- 404	FITTING - lube	1
8	C 13106	COVER - lube fitting	3
9	132- 311	PIN - cotter 5/32 x 1-1/4"	2
10	C 12975	WASHER - wheel spindle	2
11	A 30881	WASHER - wheel spacer	4
12	187- 1910	BOLT - 3/8" NC indented hex head	1
13	C 22992	KIT - drag link rod (use before S/N 9785170)	1
14	192- 23	LOCKWASHER - 1/2" zinc plated	3
15	129- 165	NUT - jam 1/2" N.F. hex R.H. thread	6
16	129- 376	NUT - jam 1/2" N.F. hex L.H. thread	2
17	C 21527	BALL JOINT - L.H. thread (use before S/N 9785170)	2
18	C 21526	BALL JOINT - R.H. thread (use before S/N 9785170)	2
19	C 22568	TUBE - axle pivot	1
20	219- 17	FITTING - lube	2
21	C 21529	TIE ROD (use before S/N 9785170)	1
22	C 12102	BALL JOINT - R.H. thread (use after S/N 9785170)	2
23	C 13605	BALL JOINT - L.H. thread (use after S/N 9785170)	2
24	C 25855	TIE ROD (use after S/N 9785170)	1
25	C 25857	ROD - drag link (use after S/N 9785170)	1



Use before S/N:
 220 - 14005231
 222 - 14006712
 224 - 14007811
 444 - 14009250



Use before S/N:
 220 - 14004820
 222 - 14006200
 224 - 14007472
 444 - 14008850



STEERING GEAR

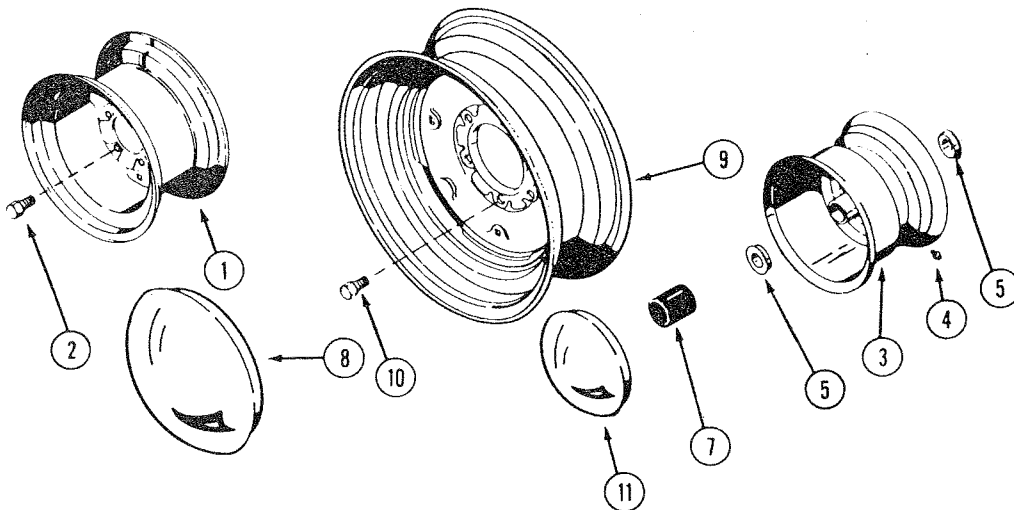
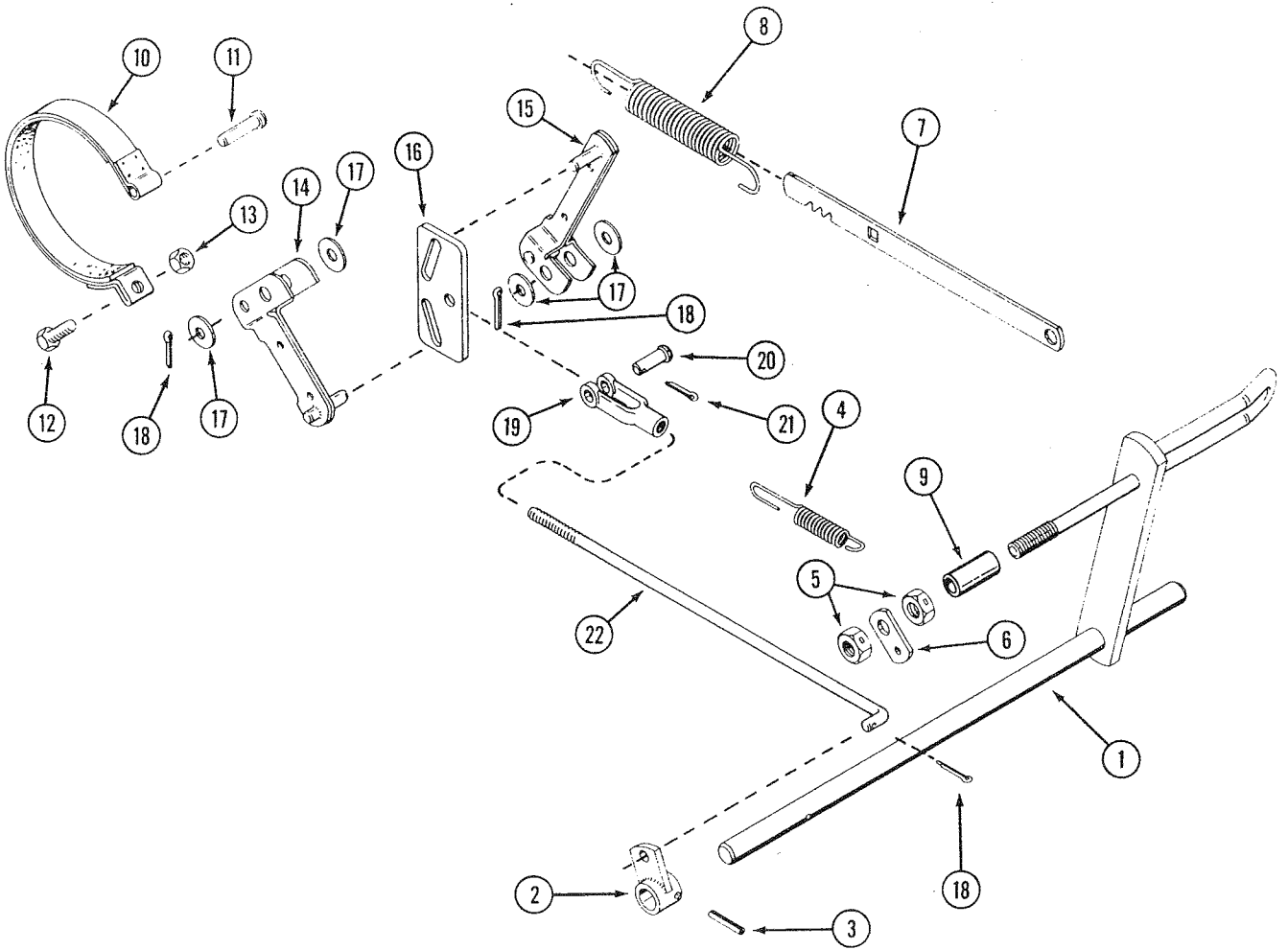
REF.	PART NO.	DESCRIPTION	REQ'D
1	C 16945	CAP - steering wheel	1
2	C 18014*	WHEEL - steering	1
2	C 26325**	WHEEL - steering	1
3	131- 1113	NUT - lock 5/8" Gripco.	1
4	C 16200*	SHAFT - steering	1
4	C 26326**	SHAFT - steering	1
5	NSS	SUPPORT steering gear (use items 14, 22, 23, 24, 25, 26 and 27)	1
6	C 14200	PIN - pivot	1
7	C 14201	WASHER - shim.	4
8	129- 148	NUT - jam 3/4"	1
9	195- 2021	WASHER	1
10	192- 20	LOCKWASHER - 5/16" zinc plated.	1
11	113- 102	BOLT - 5/16" x 3/4" NC hex	1
12	C 18711	GEAR - steering.	1
13	113- 206	BOLT - 3/8" x 3/4" NC hex.	4
14	192- 21	LOCKWASHER - 3/8"	5
15	195- 2069	WASHER - 5/8" zinc plated	2
16	C 15096	BUSHING - flanged nylon	1
17	126- 16	KEY - Woodruff 3/16" x 3/4" (early production)	1
18	C 24098	TUBE - steering	1
19	219- 404	FITTING - lube 45°	2
20	C 12975	WASHER - 5/8"	2
21	C 18017	CLIP - tinnerman	2
22	C 25788	SUPPORT - steering gear	1
23	C 25787	PIN - pivot	1
24	195- 2029	WASHER - 7/16" x 1.25	2
25	113- 241	BOLT - 3/8" - 16 x 3" hex	1
26	129- 103	NUT - 3/8" - 16 hex	1
27	195- 137	WASHER - 1-1/8" O.D.	1
28	138- 143	PIN - roll 1/4" x 2-1/4"	1
29	195- 541	WASHER - 5/8"	1
	C 13106	COVER - lube fitting	2

* use before S/N:

220 - 14005231
 222 - 14006712
 224 - 14007811
 444 - 14009250

** use S/N and after:

220 - 14005231
 222 - 14006712
 224 - 14007811
 444 - 14009250

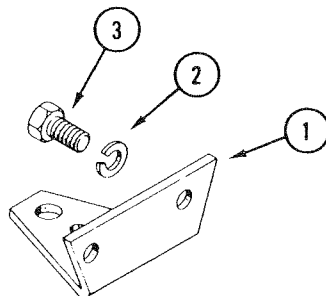
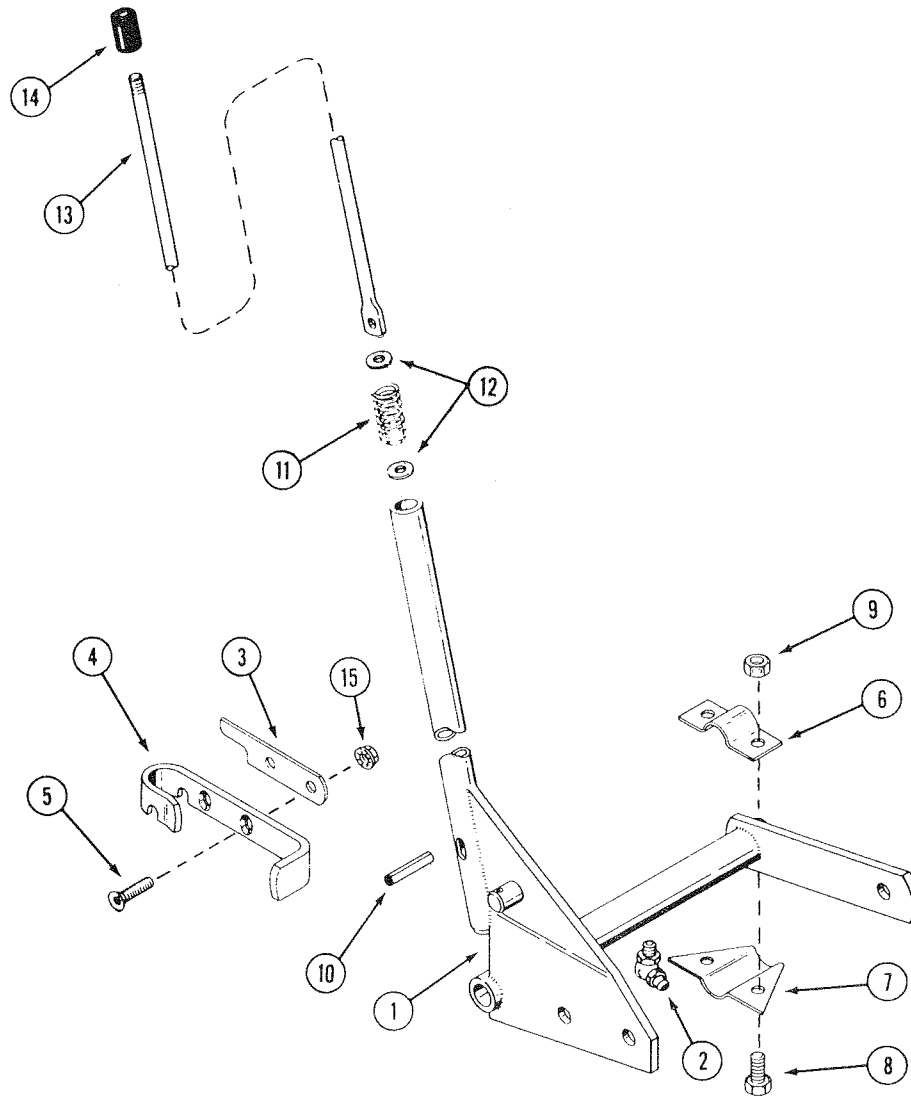


BRAKE ASSEMBLY

REF.	PART NO.	DESCRIPTION	REQ'D
1	C 21872	PEDAL - brake actuating	1
2	C 26381	ARM - brake pedal	1
3	138- 2073	PIN - spirol 3/16" x 1-1/4"	1
4	C 25022	SPRING - return	1
5	131- 1308	NUT - centerlock, jam	2
6	C 16164	TAB - lift	1
7	C 18147	LEVER - brake lock	1
8	C 27755	SPRING - brake lock	1
9	C 21857	SPACER - brake pedal	1
10	C 23909	BAND - brake	1
11	C 23910	PIN - clevis	1
12	113- 2262	BOLT - 3/8" - 16 x 1-1/2" hex	1
13	129- 143	NUT - 3/8" - 16 jam	1
14	C 23899	ARM - brake	1
15	C 24761	ARM - brake (includes adjustment nut)	1
16	C 23883	GUIDE - brake actuation	1
17	195- 533	WASHER - .531 I.D.	4
18	132- 310	PIN - cotter 1/8" x 1"	3
19	213- 41	CLEVIS	1
20	141- 54	PIN - clevis	1
21	132- 321	PIN - cotter	1
22	C 24796	ROD - brake (use before 220 - S/N 9762275, 222 - S/N 9763700, 224 - S/N 9765195)	1
22	C 24795	ROD - brake (444) use before S/N 9766840	1
22	C 25305	ROD - brake (use 220 - S/N 9762275, 222 - S/N 9763700, 224 - S/N 9765195 and after)	1
22	C 25306	ROD - brake (444) use S/N 9766840 and after	1

FRONT AND REAR WHEELS

			220	222	224	444
1	C 24435	WHEEL - rear, 5 bolt (white)	2			
2	C 10314	BOLT - rear wheel	10			
3	C 24433	WHEEL - front (white) (includes items 5 and 6)	2			2
4	219- 403	FITTING - lube	2			2
5	C 12110	BEARING - wheel, inner	4			4
7	C 26021	CAP - plastic, front	2			2
8	A 70185	CAP - hub, rear (optional)	2			
9	C 24438	WHEEL - rear, 6 bolt (white)				2
10	A 30064	BOLT - rear wheel				12
11	A 70062	CAP - hub front wheel (optional)	2			2
	C 13106	COVER - lube fitting	2			2



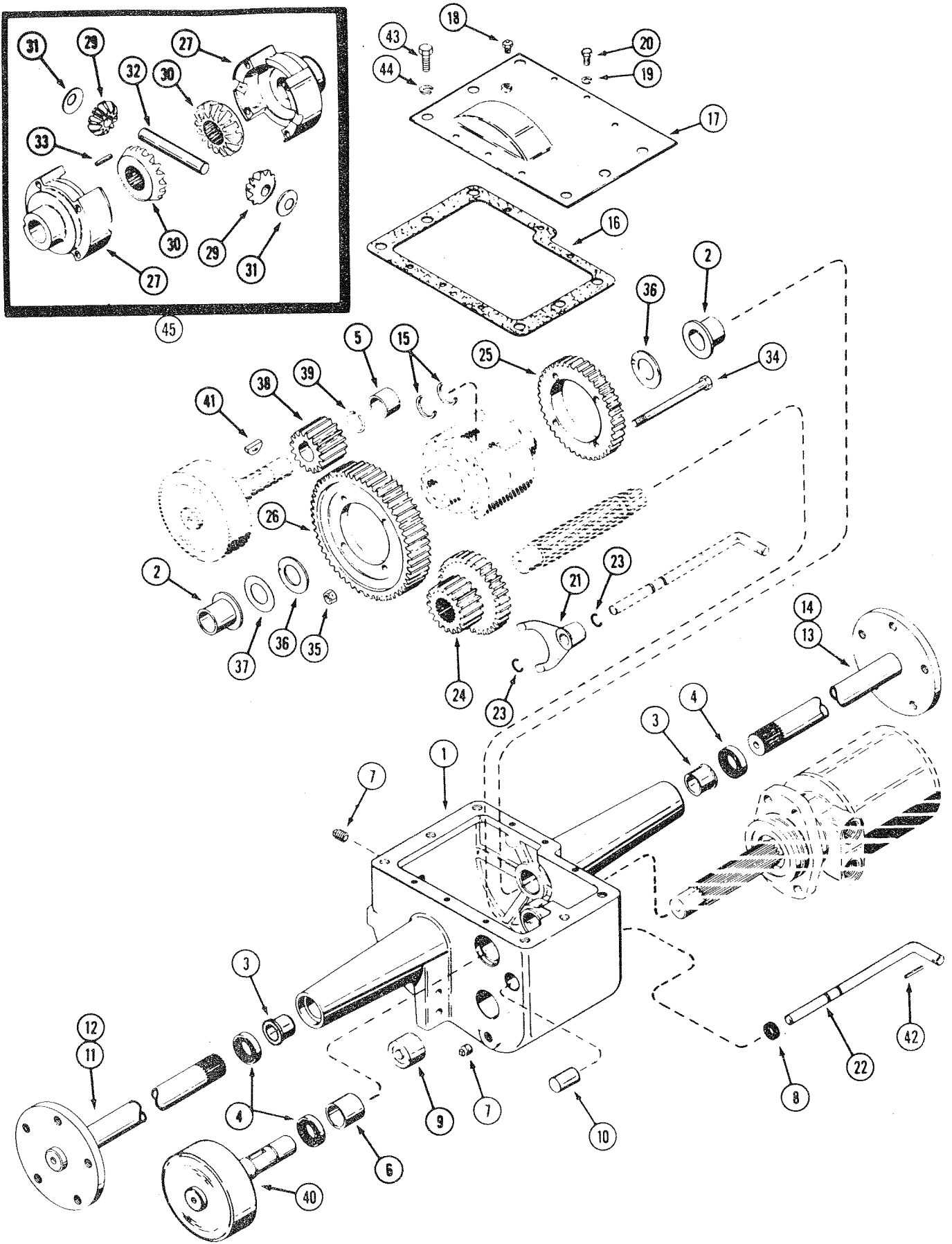
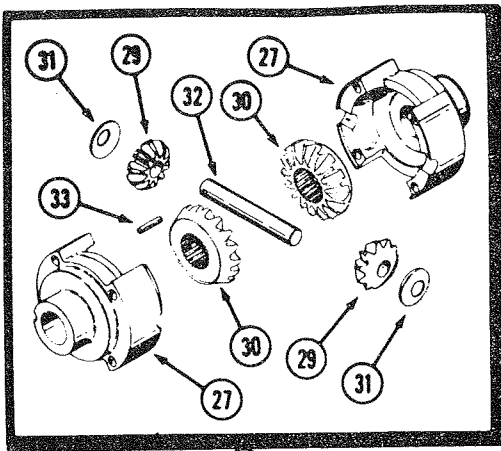
MOUNTING POSITION FOR 220, 222 AND 224 TRACTORS.

IMPLEMENT LIFT

REF.	PART NO.	DESCRIPTION	REQ'D
1	C 18809	LEVER ASSEMBLY - implement lift	1
2	219- 404	FITTING - lube 45°	1
3	C 17281	SPACER - latch	5
4	C 18811	LATCH - lever	1
5	164- 42	SCREW - 5/16 x 1-1/4" flat head socket	2
6	C 17249	BRACKET - mounting top	1
7	C 17250	BRACKET - mounting bottom	1
8	113- 207	BOLT - 3/8 x 1" NC hex	4
9	131- 1181	NUT - lock 3/8"	4
10	138- 2054	PIN - spirol 5/16 x 1-3/4"	1
11	C 15564	SPRING - lift lever	1
12	195- 521	WASHER - 3/8 x 11/16" OD	2
13	C 17067	ROD - lift lever push	1
14	C 14525	BUTTON - release	1
15	131- 911	NUT - lock 5/16 - 18 flanged	2
	C 13106	COVER - lube fitting	1

DRAWBAR AND TOW HITCH

1	C 13360	DRAWBAR	1
2	192- 23	LOCKWASHER - 1/2" zinc plated	2
3	113- 424	BOLT - 1/2 x 1" NC hex zinc plated	2



TRANSMISSION AND FINAL DRIVE

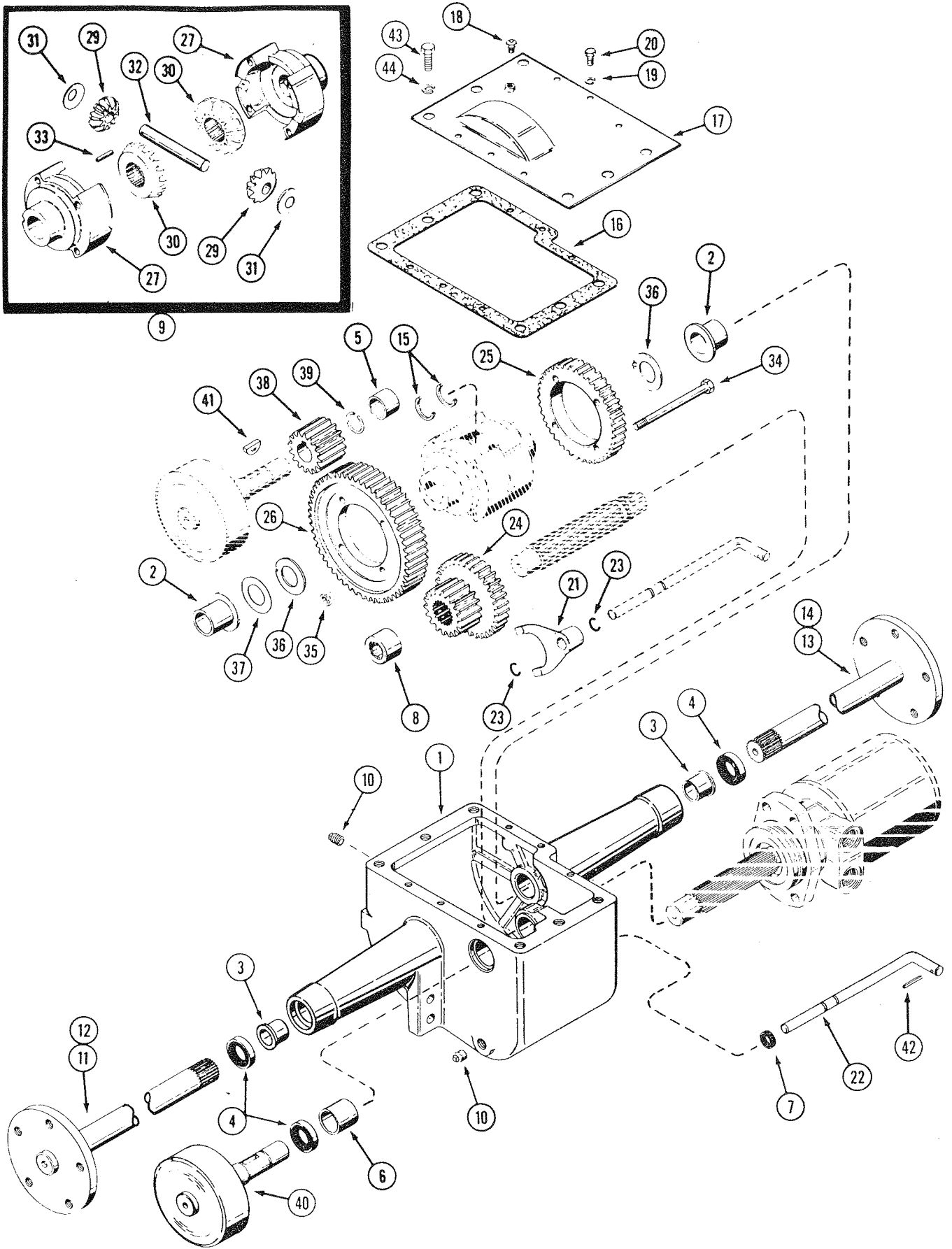
220 - USED PRIOR TO S/N 9748634

222 - USED PRIOR TO S/N 9750308

224 - USED PRIOR TO S/N 9751888

444 - USED PRIOR TO S/N 9753175

REF.	PART NO.	DESCRIPTION	REQ'D
1	NSS	CASE - transmission (use C24843 and C24802)	1
2	C 12713	BEARING - flange	2
3	C 16744	BEARING - flanged	2
4	D 31945	SEAL - axle	3
5	C 13241	BEARING - sleeve	1
6	C 13385	BEARING - sleeve	1
7	221- 844	PLUG - filler and drain 1/2"	2
8	C 13266	SEAL - shift rod	1
9	C 13211	BEARING - roller, input shaft	1
10	C 12723	CAP - shift rod	1
11	C 16699	SHAFT - axle, short R.H. (220, 222 and 224)	1
12	C 22638	SHAFT - axle, short R.H. (444)	1
13	C 16700	SHAFT - axle, long L.H. (220, 222 and 224)	1
14	C 22637	SHAFT - axle, long L.H. (444)	1
15	B 52144	RING - retainer, axle	2
16	C 13196	GASKET - transmission cover	1
17	C 13197	COVER - transmission	1
18	A 50096	BREATHER - transmission	1
19	192- 19	LOCKWASHER - 1/4"	6
20	113- 1	BOLT - 1/4 x 1/2" NC hex	6
21	C 12725	FORK - shift	1
22	C 16339	ROD - gear shift	1
23	C 14168	RING - retaining	2
24	C 14644	GEAR - cluster input	1
25	C 12551	GEAR - high 41 tooth	1
26	C 12552	GEAR - low 55 tooth	1
27	NSS	KIT - diff. case (includes Ref. 34 and 35)	1
29	NSS	GEAR - differential pinion	2
30	NSS	GEAR - differential	2
31	NSS	WASHER - pinion thrust	2
32	NSS	PIN - differential cross	1
33	NSS	PIN - differential cross lock	1
34	28- 680	SCREW - 3/8 x 5" NF hex cap	4
35	131- 1133	NUT - lock 3/8" NF hex	4
36	C 12718	WASHER - differential	2
37	C 14223	WASHER - spacer	1
38	C 25254	GEAR - brake idler (also use C25258)	1
39	C 14222	RING - retainer, brake idler	1
40	C 25258	BRAKE DRUM (also use C25254)	1
41	126- 128	KEY - Woodruff, brake idler	1
42	138- 319	PIN - roll 3/16 x 1-1/4"	1
43	113- 424	BOLT - 1/2" - 13 x 1" hex	5
43	166- 86	BOLT - 1/2" - 13 x 1-1/4" flanged	1
44	192- 23	LOCKWASHER - 1/2"	4
45	C 25177	DIFFERENTIAL ASSEMBLY	1



TRANSMISSION AND FINAL DRIVE

220 - USED S/N 9748634 AND AFTER
 222 - USED S/N 9750308 AND AFTER
 224 - USED S/N 9751888 AND AFTER
 444 - USED S/N 9753175 AND AFTER

REF.	PART NO.	DESCRIPTION	REQ'D
	C 24843	CASE ASSEMBLY - transmission	1
1	NSS	CASE - transmission.	1
2	C 12713	BEARING - flange	2
3	C 24804	BEARING - flange	2
4	C 24803	SEAL - shaft	3
5	C 13241	BEARING - sleeve	1
6	C 13385	BEARING - sleeve	1
7	C 13266	SEAL - shift rod.	1
8	F 7232	BEARING - roller	1
9	C 25177	DIFFERENTIAL ASSEMBLY	1
10	221- 844	PLUG - 1/2" filler and drain	2
10	221- 1843	PLUG - 3/8" filler and drain	3
11	C 16699	SHAFT - axle, short R.H. (220, 222 and 224)	1
12	C 22638	SHAFT - axle, short R.H. (444).	1
13	C 16700	SHAFT - axle, long L.H. (220, 222 and 224)	1
14	C 22637	SHAFT - axle, long L.H. (444)	1
15	B 52144	RING - retainer, axle	2
16	C 13196	GASKET - transmission cover.	1
17	C 13197	COVER - transmission	1
18	A 50096	BREATHER - transmission.	1
19	192- 19	LOCKWASHER - 1/4" (early production)	6
20	121- 21	BOLT - 1/4 x 1/2" NC lock	6
21	C 12725	FORK - shift	1
22	C 24802	ROD - gear shift.	1
23	C 14168	RING - retaining	2
24	C 14644	GEAR - cluster input.	1
25	C 12551	GEAR - high 41 tooth	1
26	C 12552	GEAR - low 55 tooth	1
27	NSS	KIT - diff. case (includes Ref. 34 and 35)	1
29	NSS	GEAR - differential pinion	2
30	NSS	GEAR - differential	2
31	NSS	WASHER - pinion thrust	2
32	NSS	PIN - differential cross	1
33	NSS	PIN - differential cross lock	1
34	28- 680	SCREW - 3/8 x 5" NF hex cap	4
35	131- 1133	NUT - lock 3/8" NF hex	4
36	C 12718	WASHER - differential	2
37	C 14223	WASHER - spacer.	UAR
38	C 25254**	GEAR - brake idler.	1
39	C 14222	RING - retainer, brake idler	1
40	C 25258*	BRAKE DRUM	1
41	126- 128	KEY - Woodruff, brake idler.	1
42	138- 319	PIN - roll 3/16 x 1-1/4"	1
43	113- 424	BOLT - 1/2" - 13 x 1" hex	4
44	192- 23	LOCKWASHER - 1/2"	4

* Also use C25254 gear before S/N:

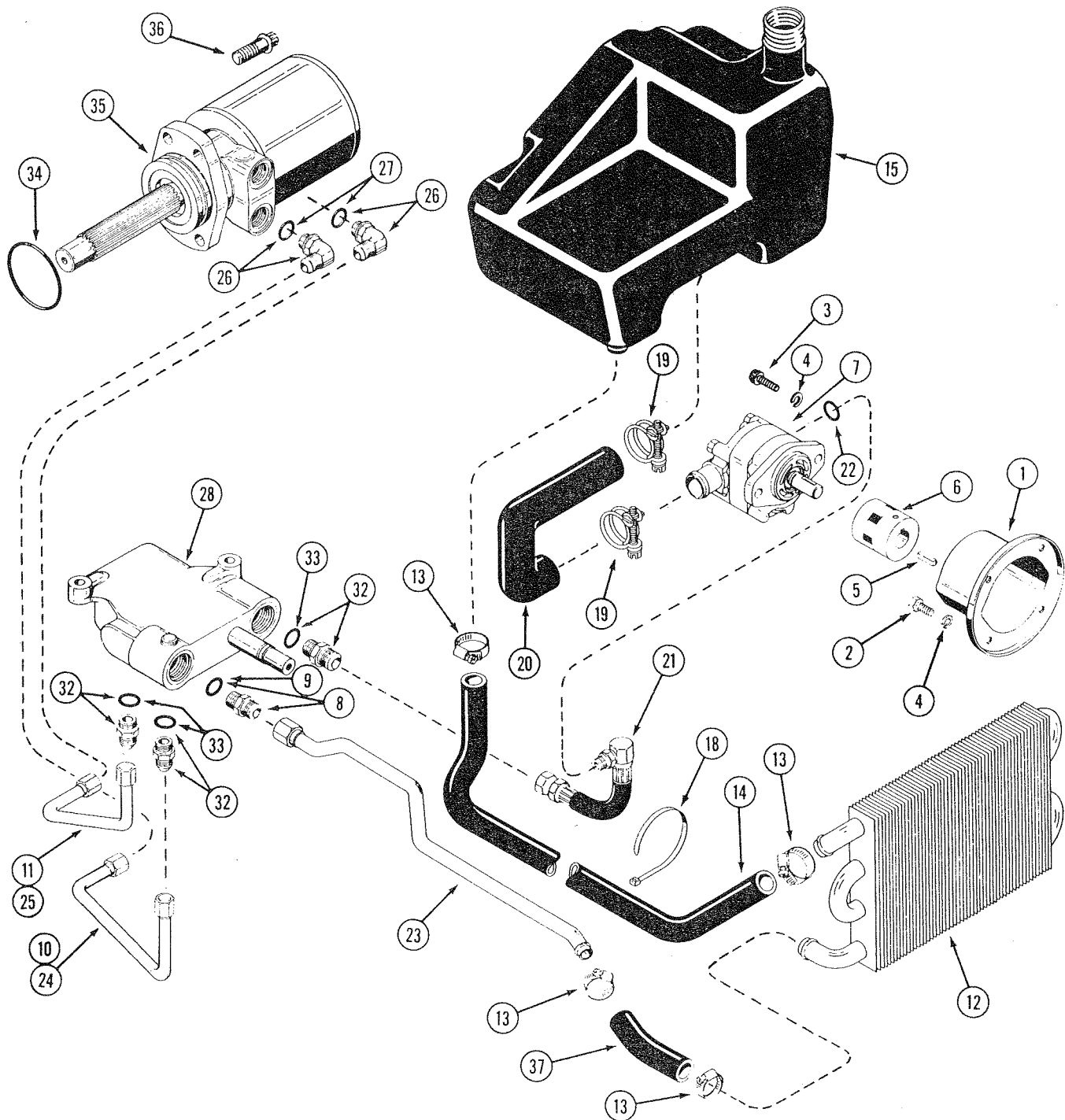
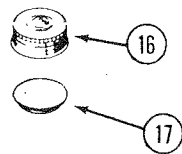
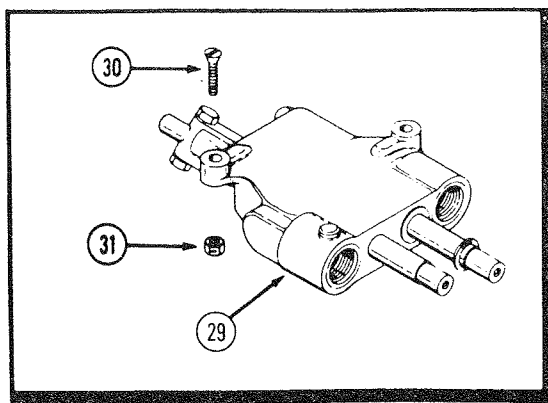
** Also use C25258 drum before S/N:

220 - 9779894

222 - 9781505

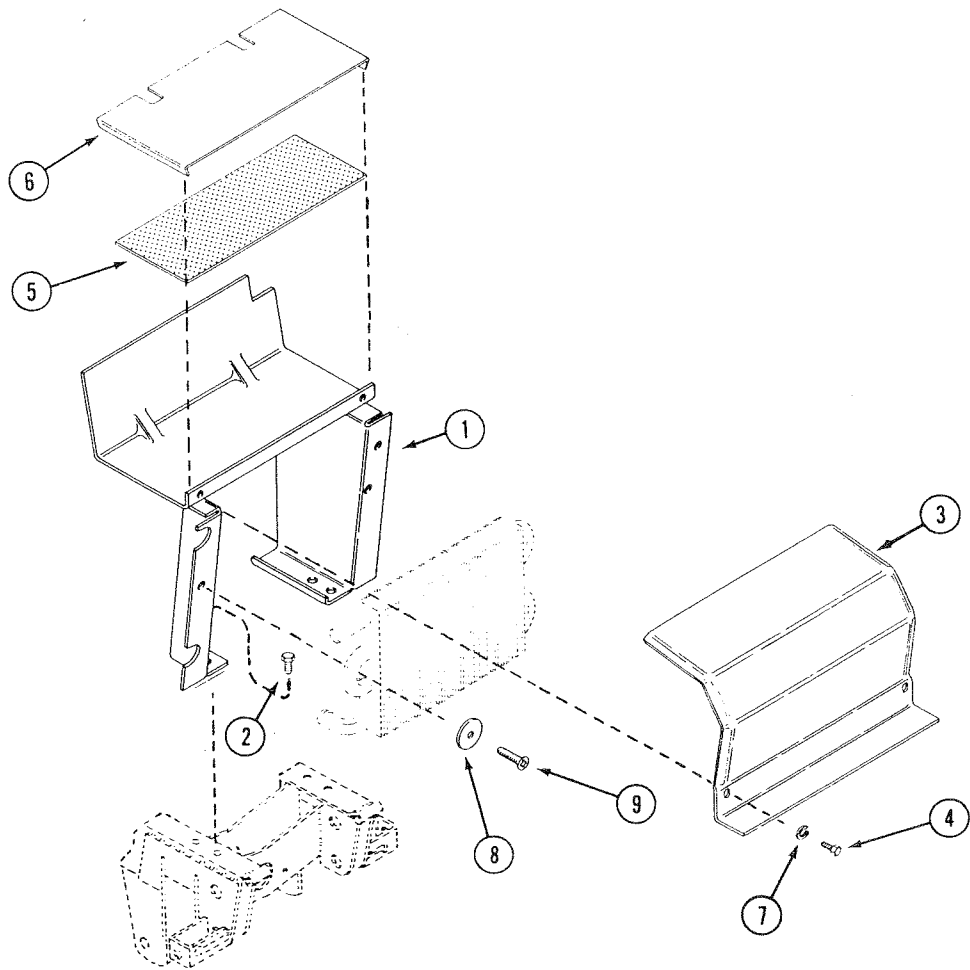
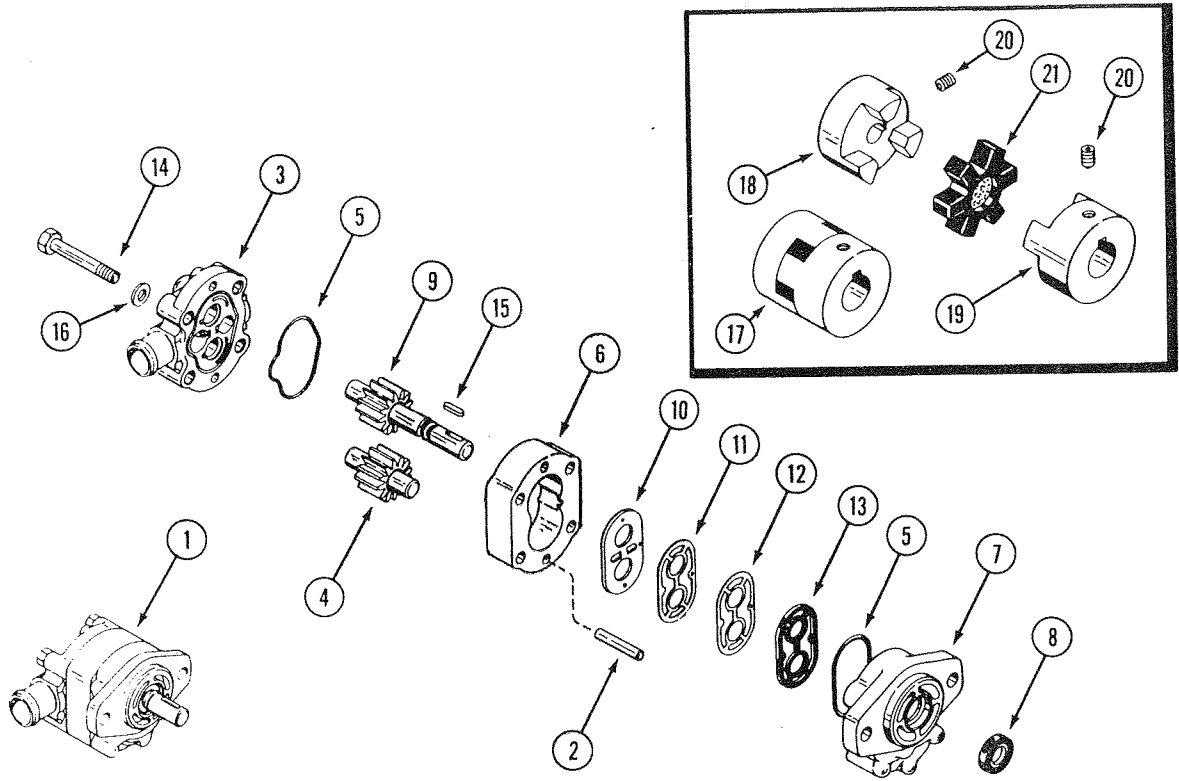
224 - 9783155

444 - 9784545



HYDRAULIC SYSTEM

REF.	PART NO.	DESCRIPTION	REQ'D
1	C 15335	SUPPORT - pump mounting	1
2	113- 206	BOLT - 3/8" x 3/4" NC hex. support mounting	4
3	62- 616	BOLT - 3/8" x 1" NF hex soc. hd., pump mounting	2
4	192- 21	LOCKWASHER - 3/8" zinc plated	6
5	H 26492	KEY - square 1/4" x 3/4" (engine shaft)	1
6	C 25207	COUPLING - pump, 9/16" shaft (220, 222) (See page 55 or 57)	1
6	C 25208	COUPLING - pump, 9/16" shaft (224, 444) (See page 55 or 57)	1
6	C 15726	COUPLING - pump, 1/2" shaft (220, 222) repairs page 57B.	1
6	C 17298	COUPLING - pump, 1/2" shaft (224, 444) repairs page 57B.	1
7	C 26278	PUMP - hydraulic, 1/2" shaft (repairs page 57B)	1
7	NSS	PUMP - hyd. 9/16" shaft (repairs page 55 or 57)	1
8	218- 5065	FITTING - hyd. 3/4" x 7/8" "O" Ring	1
9	218- 5007	"O" RING - 5/8" (for C17263 fitting)	1
10	C 16794	TUBE - valve to lower motor port (220, 222 and 224)	1
11	C 16793	TUBE - valve to upper motor port (220, 222 and 224).	1
12	C 22769	EXCHANGER - heat	1
13	214- 254	CLAMP - hose	4
14	D 55911	HOSE - rubber, tank to heat exchanger.	1
15	C 24818	RESERVOIR - hydraulic oil	1
16	C 25237	CAP - reservoir (includes insert).	1
17	NSS	INSERT - reservoir cap	1
18	L 76746	TIE - hose clamp	2
19	C 23326	CLAMP - hose	2
20	C 24827	HOSE - suction	1
21	C 18797	HOSE - hydraulic, pump to valve.	1
22	218- 5006	"O" RING - 1/2" (for C18797)	1
23	C 26182	TUBE - valve to heat exchanger	1
24	C 16687	TUBE - valve to lower motor port (444)(use before S/N 9766840)	1
24	C 25333	TUBE - valve to lower motor port (444) (use S/N 9766840 and after).	1
25	C 25334	TUBE - valve to upper motor port (444) (use S/N 9766840 and after)	1
25	C 17898	TUBE - valve to upper motor port (444)(use before S/N 9766840)	1
26	218- 5107	FITTING - motor port, 90° elbow, "O" Ring	2
27	218- 5007	"O" RING - 5/8" (for 218-5107 fitting)	2
28	NSS	VALVE - hydraulic control, single spool (220, 222) (repairs page 59).	1
29	NSS	VALVE - hydraulic control, two spool (all models with hydraulic lift) (repairs page 59) (use C27217)	1
30	182- 246	SCREW - 5/16" x 1-1/4" N.C.	2
31	131- 351	NUT - lock 5/16" N.C. hex	2
32	218- 5062	FITTING - hydraulic valve 5/8" x 7/8" "O" Ring	3
33	218- 5007	"O" RING - 5/8"	3
34	A 30095	SEAL - motor to transmission	1
35	C 16697	MOTOR - hydraulic (220, 222 and 224) (repairs page 61)	1
35	C 14655	MOTOR - hydraulic (444) (repairs page 61)	1
36	166- 86	SCREW - 1/2" x 1-1/4" N.C. flanged 12 pt.	4
37	NSS	HOSE - rubber, 4" (use C22902 cut to length)	1



HYDRAULIC PUMP AND COUPLING (PARKER-HANNIFIN)

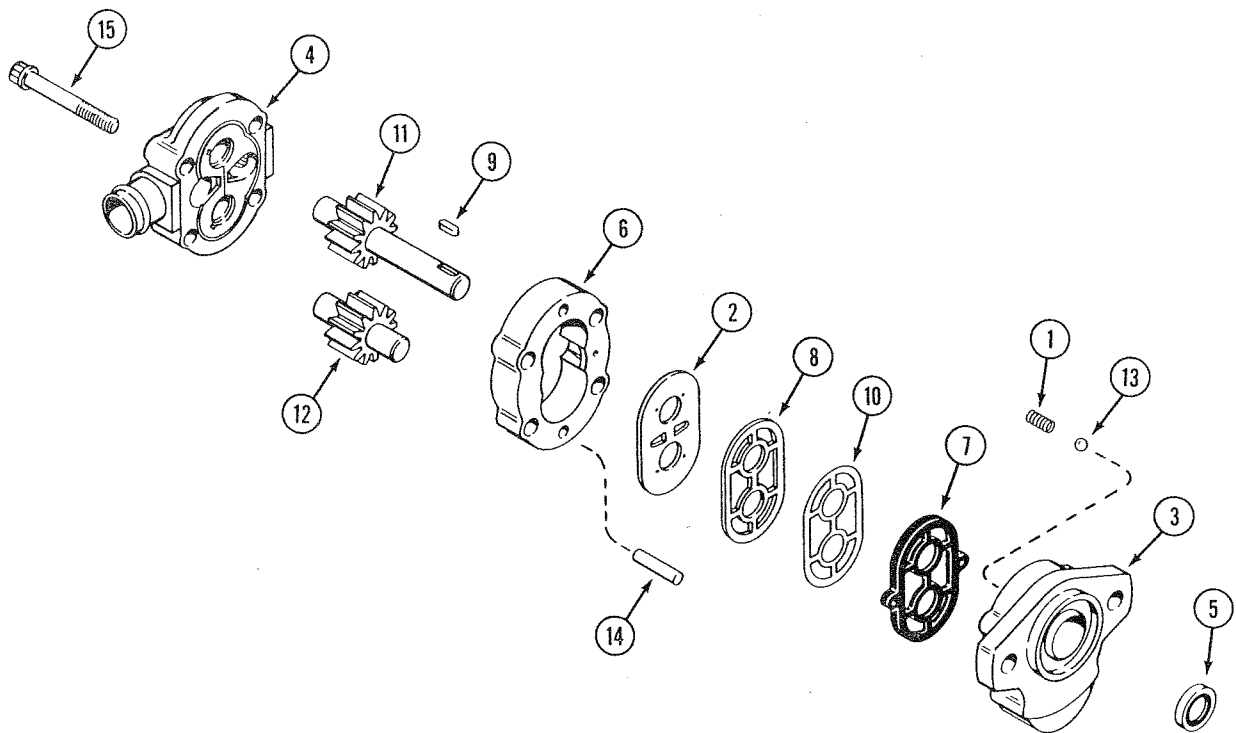
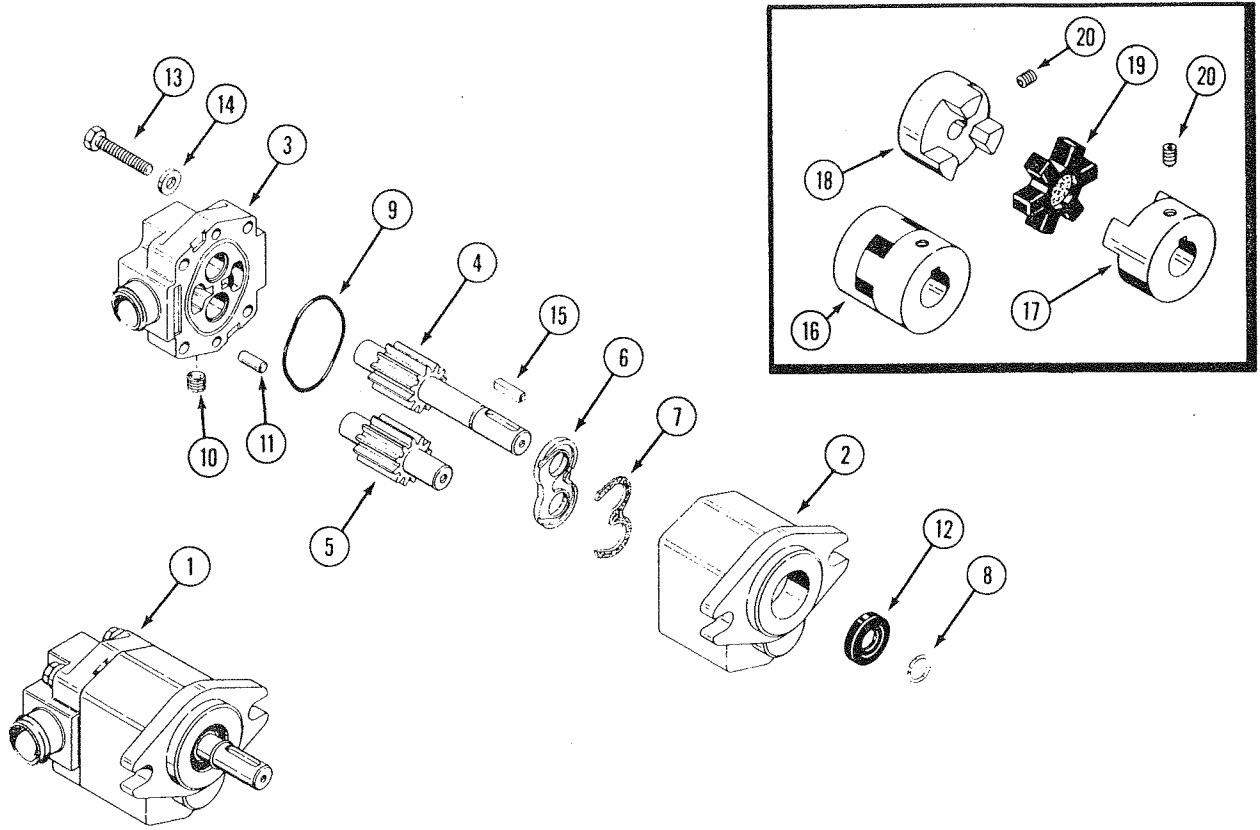
use before S/N: 220 - S/N 14005348 (FOR 220 S/N 9748821 TO 9749036 SEE PAGE 57)
 222 - S/N 14006848 (FOR 222 S/N 9750516 TO 9750723 SEE PAGE 57)
 224 - S/N 14007911
 444 - S/N 14009356

REF.	PART NO.	DESCRIPTION	REQ'D
1	NSS*	PUMP - hyd. 9/16" shaft	1
2	F 53109	PIN - dowel	2
3	C 24861	COVER - rear	1
4	C 15731	GEAR ASSEMBLY - driven	1
5	C 15732	"O" RING - cover	2
6	C 15733	BODY - pump	1
7	C 15734	COVER - front	1
8	C 15735	SEAL - shaft	1
9	NSS	GEAR ASSEMBLY - drive (9/16" shaft)	1
	C 24862	SHAFT - drive (9/16" shaft)	1
	C 24863	GEAR - drive (9/16" shaft)	1
	C 24864	KEY - gear (9/16" shaft)	1
	C 24865	RING - retaining (9/16" shaft)	2
10	C 15737	PLATE - wear	1
11	C 15738	SHIELD - heat	1
12	C 15739	GASKET	1
13	C 15740	SEAL	1
14	113- 111	BOLT	4
15	A 21075	KEY - 3/16" square (for 9/16" shaft)	1
16	A 50773	WASHER	4
17	C 25207	COUPLING - pump (220 and 222) (for 9/16" shaft)	1
17	C 25208	COUPLING - pump (224 and 444) (for 9/16" shaft)	1
18	NSS	HUB - (order item 17)	1
19	NSS	HUB - (order item 17)	1
20	83- 55	SCREW - set 5/16" x 5/16" NC socket head	2
21	A 70112	SPIDER - (for C25207 coupling)	1
21	C 15036	SPIDER - (for C25208 coupling)	1

*use C26278 and C17300 on 224 and 444
 use C26278 and C15724 on 220 and 222

HEAT EXCHANGER MOUNTS AND MUFFLER SHIELDS

1	C 22894	SUPPORT - heat exchanger	1
2	113- 118	BOLT - 5/16" x 5/8"	4
3	C 26098	SHIELD - heat, muffler	1
4	113- 1	BOLT - 1/4" x 1/2" hex z.p.	2
5	C 22903	PAD - insulation	1
6	C 22874	RETAINER - insulation	1
7	192- 19	LOCKWASHER - 1/4"	2
8	C 25556	WASHER - heat exchanger bracket	2
9	187- 1252	SCREW - 1/4" x 1-1/2" N.C. flat hd. Phillips	3



HYDRAULIC PUMP AND COUPLING

(BORG-WARNER)

(USED 220 S/N 9748821 TO 9749036)

(USED 222 S/N 9750516 TO 9750723)

REF.	PART NO.	DESCRIPTION	REQ'D
1	NSS	PUMP - hyd. 9/16" shaft (use C26278 and C15724)	1
2	C 20456	BODY - pump	1
3	NSS	COVER ASSEMBLY - pump (use C26278 and C15724)	1
4	C 20460	GEAR - drive, pump	1
5	C 20461	GEAR - driven, pump	1
6	C 20462	PLATE - wear	1
7	C 24070	SEAL - wear plate	1
7	C 24071	SPACER - seal	1
8	A 35690	RING - retaining	1
9	D 58196	SEAL - "O" Ring	1
10	221- 849	PLUG - pipe	1
11	D 58188	PIN - dowel	2
12	C 20464	SEAL - shaft	1
13	113- 5	BOLT - 1/4" x 1-1/2" NC hex, grade 5	4
14	D 58189	WASHER - 1/4"	4
15	C 20455	KEY - square 3/16" x 13/16"	1
16	C 25207	COUPLING - 220, 222	1
17	NSS	HUB - coupling (order item 16)	1
18	NSS	HUB - coupling (order item 16)	1
19	A 70112	SPIDER - coupling	1
20	83- 55	SETSCREW - 5/16" x 5/16" N.C. soc. hd.	2

HYDRAULIC PUMP (CESSNA)

use before S/N: 220 - S/N 14005348

222 - S/N 14006848

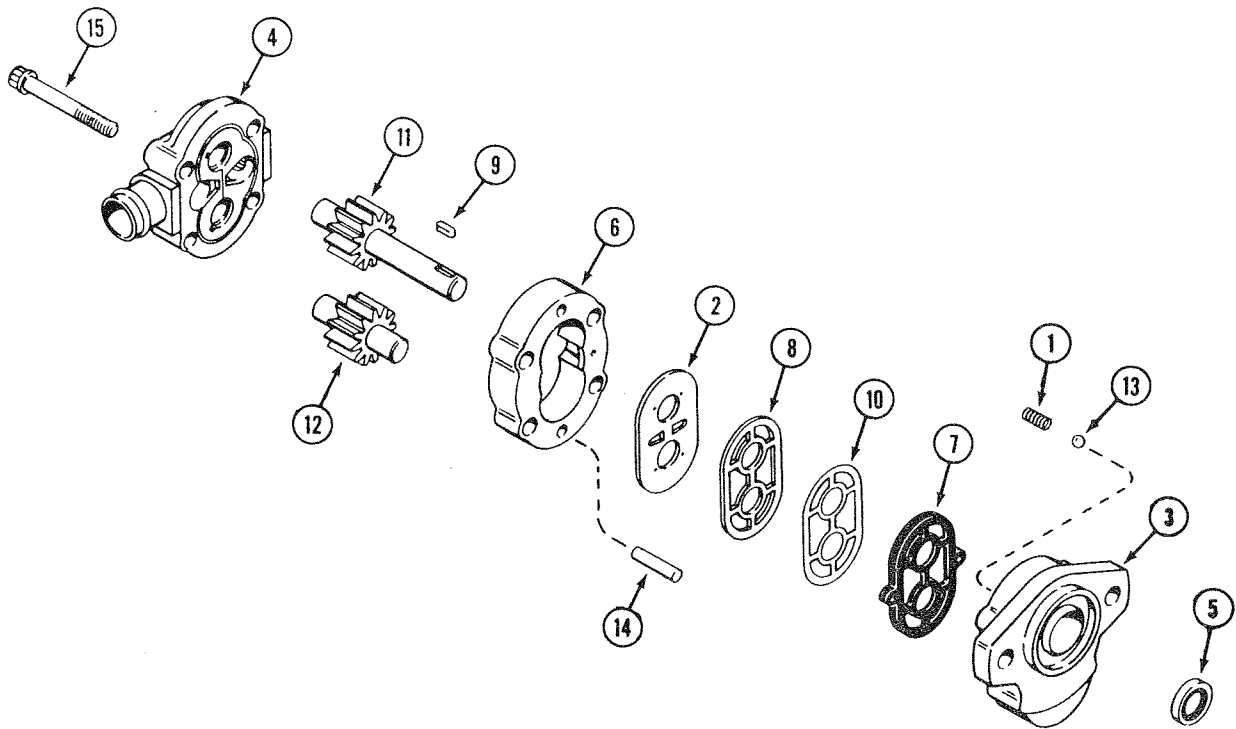
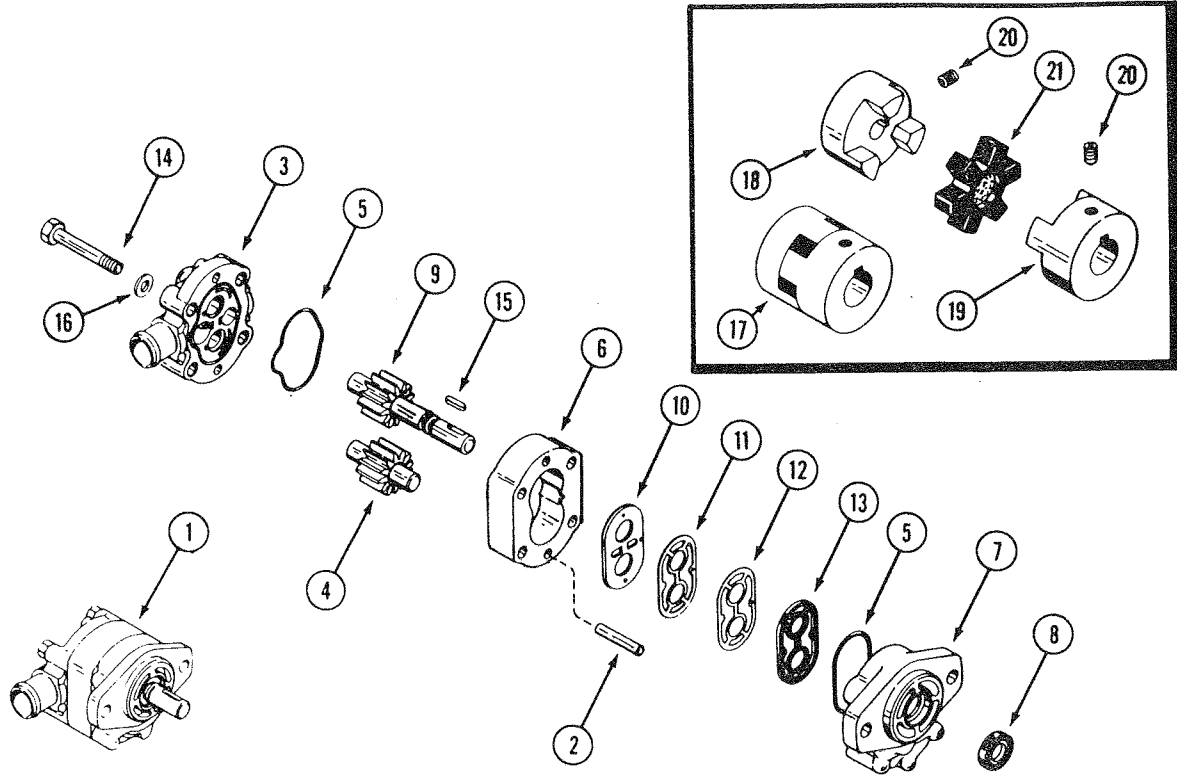
224 - S/N 14007911

444 - S/N 14009356

REF.	PART NO.	DESCRIPTION	REQ'D
	NSS*	PUMP - hyd. (9/16")	1
1	F 9883	SPRING	2
2	H 89524	DIAPHRAGM - wear plate	1
3	NSS*	COVER - front	1
4	NSS*	COVER - rear	1
5	H 89540	SEAL - shaft	1
6	NSS*	BODY - pump	1
7	H 218347	SEAL - diaphragm	1
8	H 218362	GASKET - back up	1
9	A 21075	KEY - 3/16" square x .609	1
10	H 218354	GASKET - protector	1
11	NSS*	GEAR ASSEMBLY - drive	1
12	NSS*	GEAR ASSEMBLY - driven	1
13	211- 306	BALL - steel 7/32"	2
14	H 755413	PIN - dowel 1/4" x 1-1/4"	2
15	166- 32	BOLT - 5/16" - 18 x 2-1/2" 12 pt. flange	4

*use C26278 and C15724 on 220 and 222

use C26278 and C17300 on 224 and 444



HYDRAULIC PUMP AND COUPLING (PARKER-HANNIFIN)

use: 220-S/N 14005348 and after
 222-S/N 14006848 and after
 224-S/N 14007911 and after
 244-S/N 14009356 and after

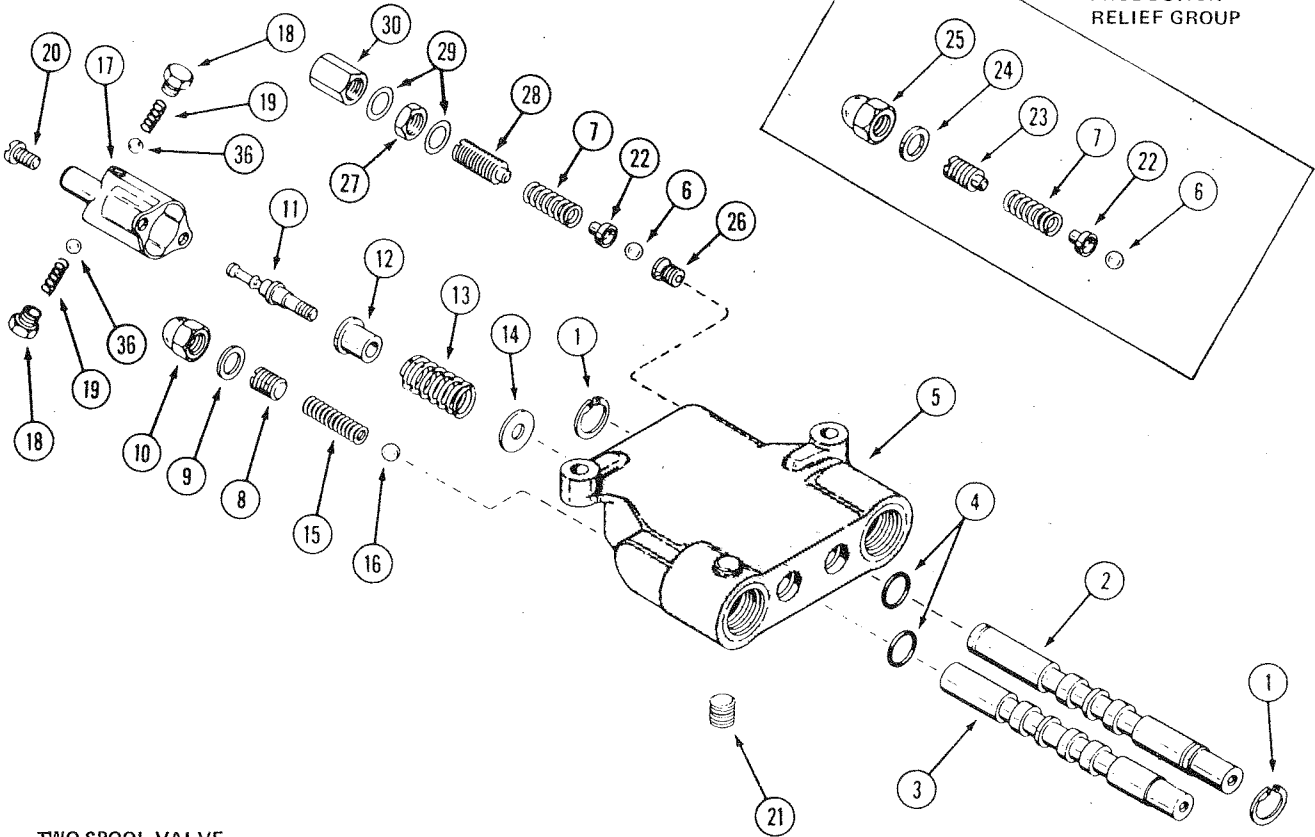
REF.	PART NO.	DESCRIPTION	REQ'D
1	C 26278	PUMP - hydraulic 1/2" shaft	1
2	F 53109	PIN - dowel	2
3	C 24861	COVER - rear	1
4	C 15731	GEAR ASSEMBLY - driven	1
5	C 15732	"O" RING - cover	2
6	C 15733	BODY - pump	1
7	C 15734	COVER - front	1
8	C 15735	SEAL - shaft	1
9	NSS	GEAR ASSEMBLY - drive (1/2" shaft) (use C26278)	1
10	C 15737	PLATE - wear	1
11	C 15738	SHIELD - heat	1
12	C 15739	GASKET	1
13	C 15740	SEAL	1
14	113- 111	BOLT	4
15	C 19207	KEY - 1/8" square x 3/4" long	1
16	A 50773	WASHER	4
17	C 17298	COUPLING - pump (224, 444)	1
17	C 15724	COUPLING - pump (220, 222)	1
18	C 15724	HUB - pump drive (220, 222)	1
18	C 17300	HUB - pump drive (224, 444)	1
19	NSS	HUB - (order item 17)	1
20	83- 55	SCREW - set 5/16" x 5/16" NC socket head	2
21	C 15036	SPIDER - (224, 444)	1
21	A 70112	SPIDER - (220, 222)	1

HYDRAULIC PUMP (CESSNA)

use: 220-S/N 14005348 and after
 222-S/N 14006848 and after
 224-S/N 14007911 and after
 244-S/N 14009356 and after

REF.	PART NO.	DESCRIPTION	REQ'D
	NSS	PUMP - hyd. 1/2" shaft (use C26278)	1
1	F 9883	SPRING	2
2	H 89524	DIAPHRAGM - wear plate	1
3	NSS	COVER - front (use C26278)	1
4	NSS	COVER - rear (use C26278)	1
5	H 89540	SEAL - shaft	1
6	NSS	BODY - pump (use C26278)	1
7	H 218347	SEAL - diaphragm	1
8	H 218362	GASKET - back up	1
9	C 19207	KEY - 1/2" square x 3/4" long	1
10	H 218354	GASKET - protector	1
11	NSS	GEAR ASSEMBLY - drive (use C26278)	1
12	NSS	GEAR ASSEMBLY - driven (use C26278)	1
13	211- 306	BALL - steel 7/32"	2
14	H 755413	PIN - dowel 1/4" x 1-1/4"	2
15	166- 32	BOLT - 5/16" - 18 x 2-1/2" 12 point flange	4

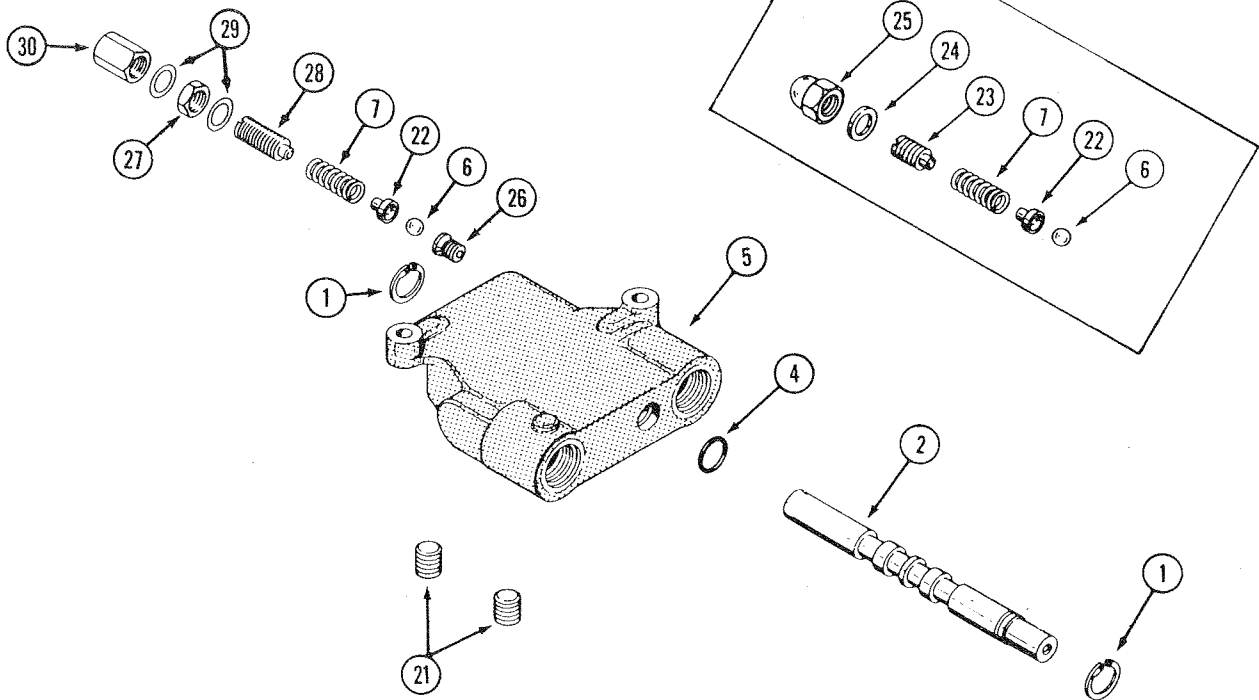
EARLY PRODUCTION RELIEF GROUP



TWO SPOOL VALVE
(tractors with hydraulic lift)

SINGLE SPOOL VALVE
(Tractors with Manual Lift)

EARLY PRODUCTION RELIEF GROUP



HYDRAULIC CONTROL VALVE

use before S/N: 220 - 9780390

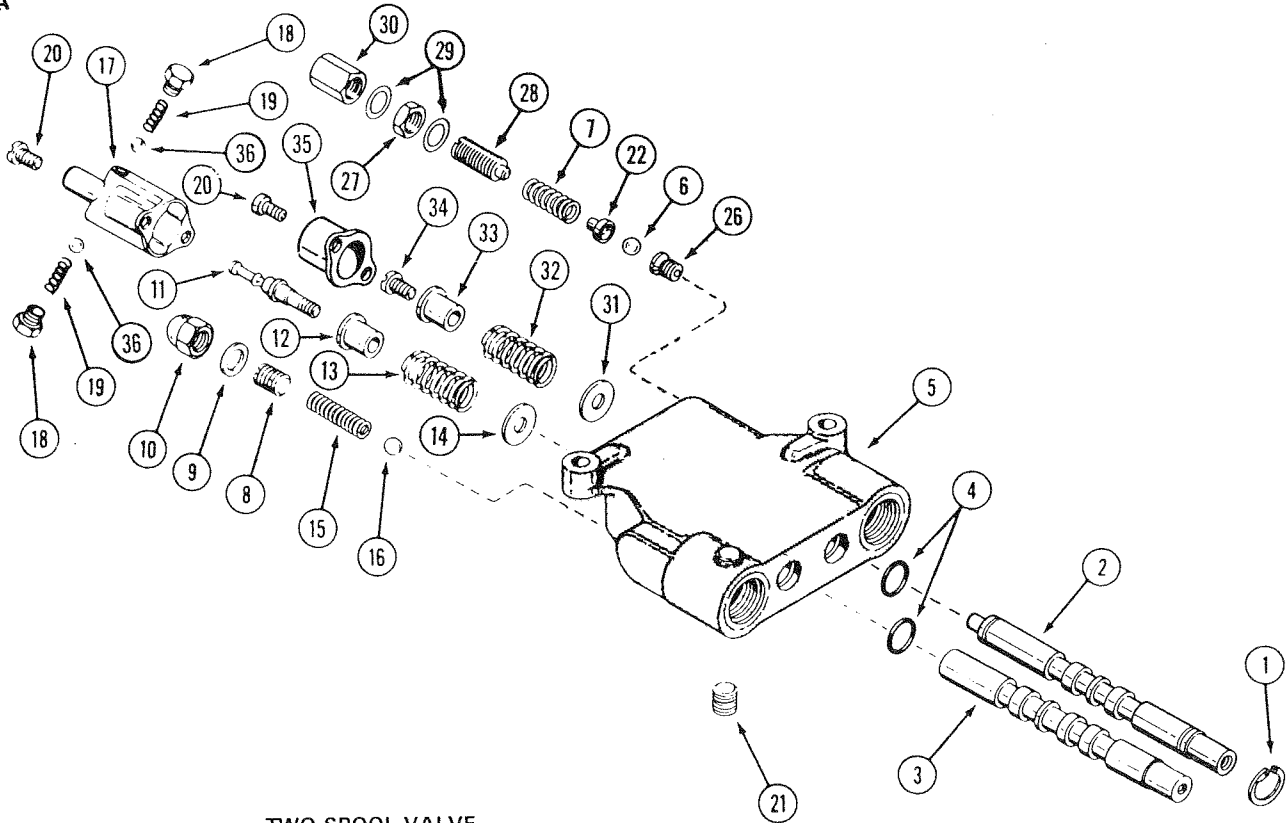
222 - 9782106

224 - 9783598

444 - 9785020

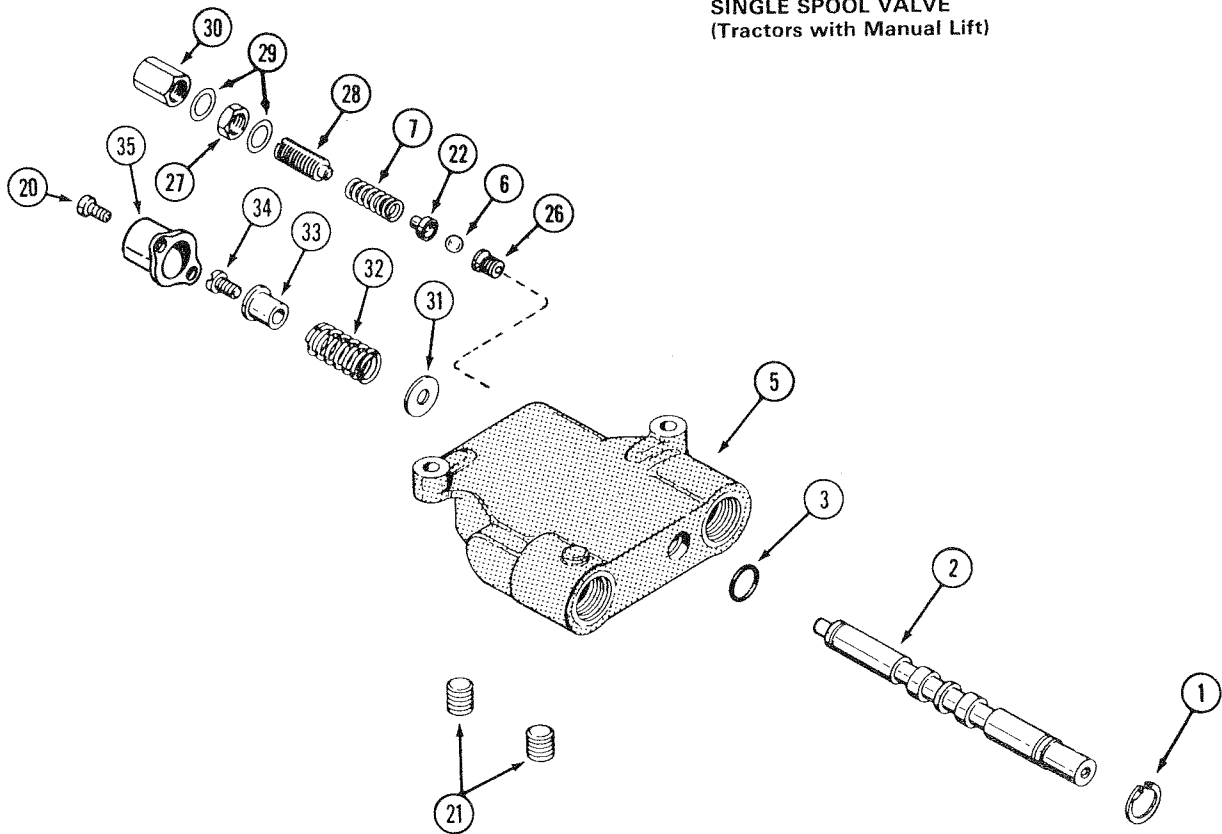
REF.	PART NO.	DESCRIPTION	REQ'D
	NSS	VALVE - control, single spool (use C27271 and 2 (218-5154)	1
	NSS	VALVE - control, two spool (use C27217)*	1
1	A 60273	RING - retaining	1
2	NSS	SPOOL - motor (order C27217)*	1
3	NSS	SPOOL - lift (order C27217)*	1
4	A 7982	SEAL - spool	4
5	NSS	BODY - valve (order C27217)*	1
6	211- 9	BALL - steel 5/16" (7.94 mm)	1
7	C 21507	SPRING - relief	2
8	C 17433	SCREW - relief adjust	1
9	C 17435	GASKET - relief adjust cap	1
10	129- 531	CAP - adjust screw	2
11	C 26668	DETENT - spool	1
12	D 86559	SPACER - detent	1
13	D 86558	SPRING - detent return	1
14	D 86557	WASHER - return	1
15	C 21505	SPRING - relief	1
16	211- 7	BALL - steel 1/4" (6.35 mm)	3
17	C 17438	COVER - detent	1
18	D 86560	SCREW - detent	2
19	C 17444	SPRING - detent	2
20	169- 114	SCREW - cover	4
21	221- 841	PLUG - pipe	1
22	C 21506	RETAINER - ball seat	1
23	C 21509	SCREW - adjust, relief	1
24	C 21508	GASKET - adjust cap	1
25	C 21510	CAP - adjust screw	1
26	C 26663	SEAT - relief ball	1
27	129- 166	NUT - lock	1
28	C 26665	SCREW - adjust, relief	1
29	C 26664	GASKET - adjust cap	2
30	C 26666	CAP - adjust screw	1
	C 21504	KIT - relief (includes items 6,7, 22, 23, 24 and 25)	1
	C 21511	KIT - relief (includes items 8, 9, 10, 15 and 16)	1
	C 18851	KIT - detent (includes items 11, 12, 13, 14, 16, 17, 18, 19 and 20)	1

*also use (2) 218-5154 when replacing single spool valve



TWO SPOOL VALVE
(Tractors with Hydraulic Lift)

SINGLE SPOOL VALVE
(Tractors with Manual Lift)



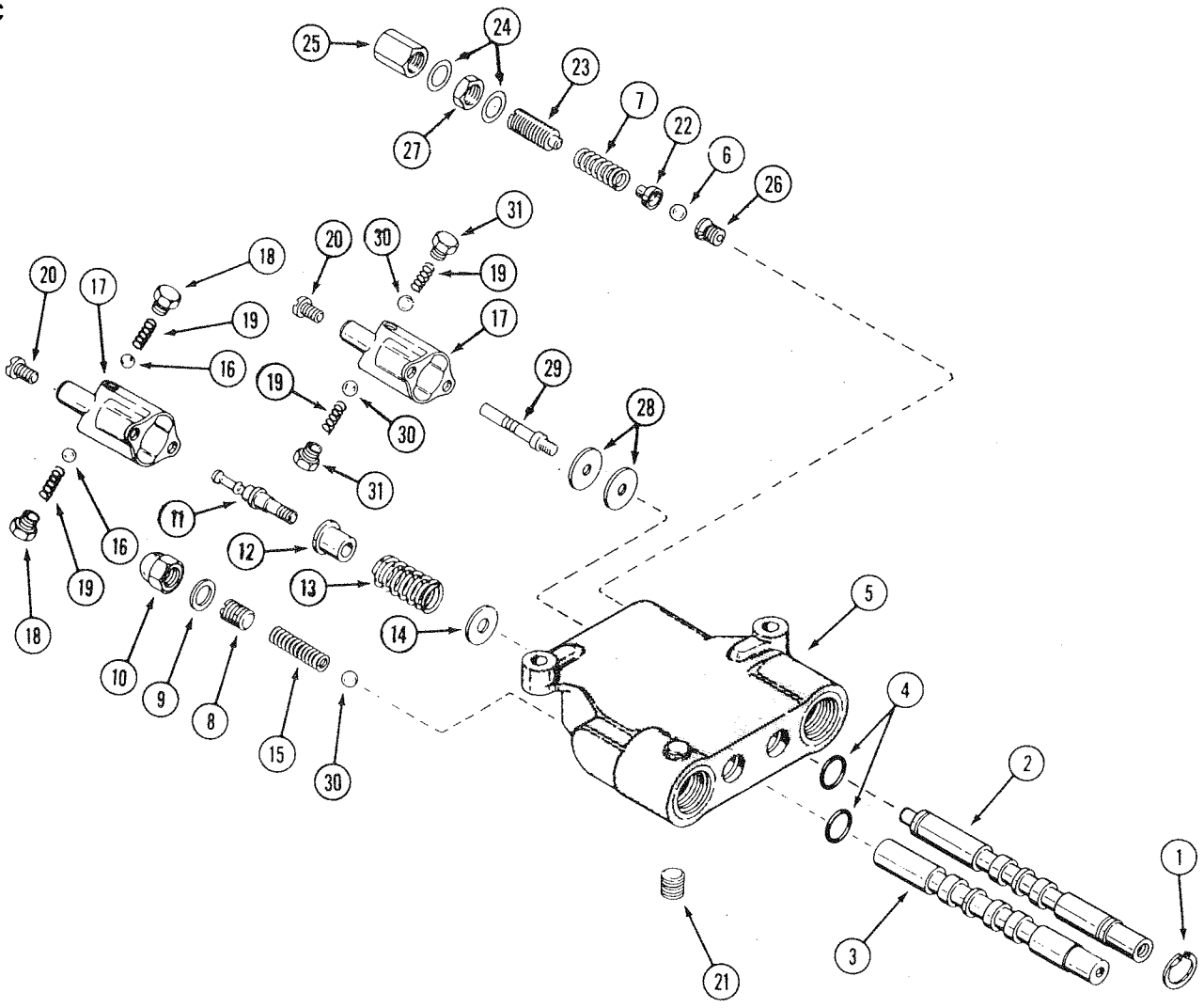
HYDRAULIC CONTROL VALVE

use S/N and after: 220 - S/N 9780390
 222 - S/N 9782106
 224 - S/N 9783598
 444 - S/N 9785020

REF.	PART NO.	DESCRIPTION	REQ'D
	NSS	VALVE - control, single spool (use C27271 and (2) 218-5154)	1
	NSS	VALVE - control, two spool (use C27217)*	1
1	A 60273	RING - retaining	1
2	NSS	SPOOL - motor (order C27217)*	1
3	NSS	SPOOL - lift (order C27217)*	1
4	A 7982	SEAL - spool	4
5	NSS	BODY - valve (order C27217)*	1
6	211- 9	BALL - steel 5/16" (7.94 mm)	1
7	C 21507	SPRING - relief	2
8	C 17433	SCREW - relief adjust	1
9	C 17435	GASKET - relief adjust cap	1
10	129- 531	CAP - adjust screw	2
11	C 26668	DETENT - spool	1
12	D 86559	SPACER - detent	1
13	D 86558	SPRING - detent return	1
14	D 86557	WASHER - return	1
15	C 21505	SPRING - relief	1
16	211- 7	BALL - steel 1/4" (6.35 mm)	3
17	C 17438	COVER - detent	1
18	D 86560	SCREW - detent	2
19	C 17444	SPRING - detent	2
20	169- 114	SCREW - cover	4
21	221- 841	PLUG - pipe	1
22	C 21506	RETAINER - ball seat	1
26	C 26663	SEAT - relief ball	1
27	129- 166	NUT - lock	1
28	C 26665	SCREW - adjust, relief	1
29	C 26664	GASKET - adjust cap	2
30	C 26666	CAP - adjust screw	1
31	195- 521	WASHER - return, travel	1
32	C 26382	SPRING - return, travel	1
33	C 26667	SPACER - return, travel	1
34	193- 524	SCREW - return spacer, travel	1
35	C 18847	COVER - return, travel	1
36	211- 5	BALL - steel 3/16"	2
	C 21504	KIT - relief (includes items 6, 7, 22, 23, 24 and 25)	1
	C 21511	KIT - relief (includes items 8, 9, 10, 15 and 16)	1
	C 18851	KIT - detent (includes items 11, 12, 13, 14, 16, 17, 18, 19 and 20)	1

*also use (2) 218-5154 when replacing single spool valve

NOTE: C27271 Travel control detent kit is available to change this valve over to the current travel detent style. See page 59D.



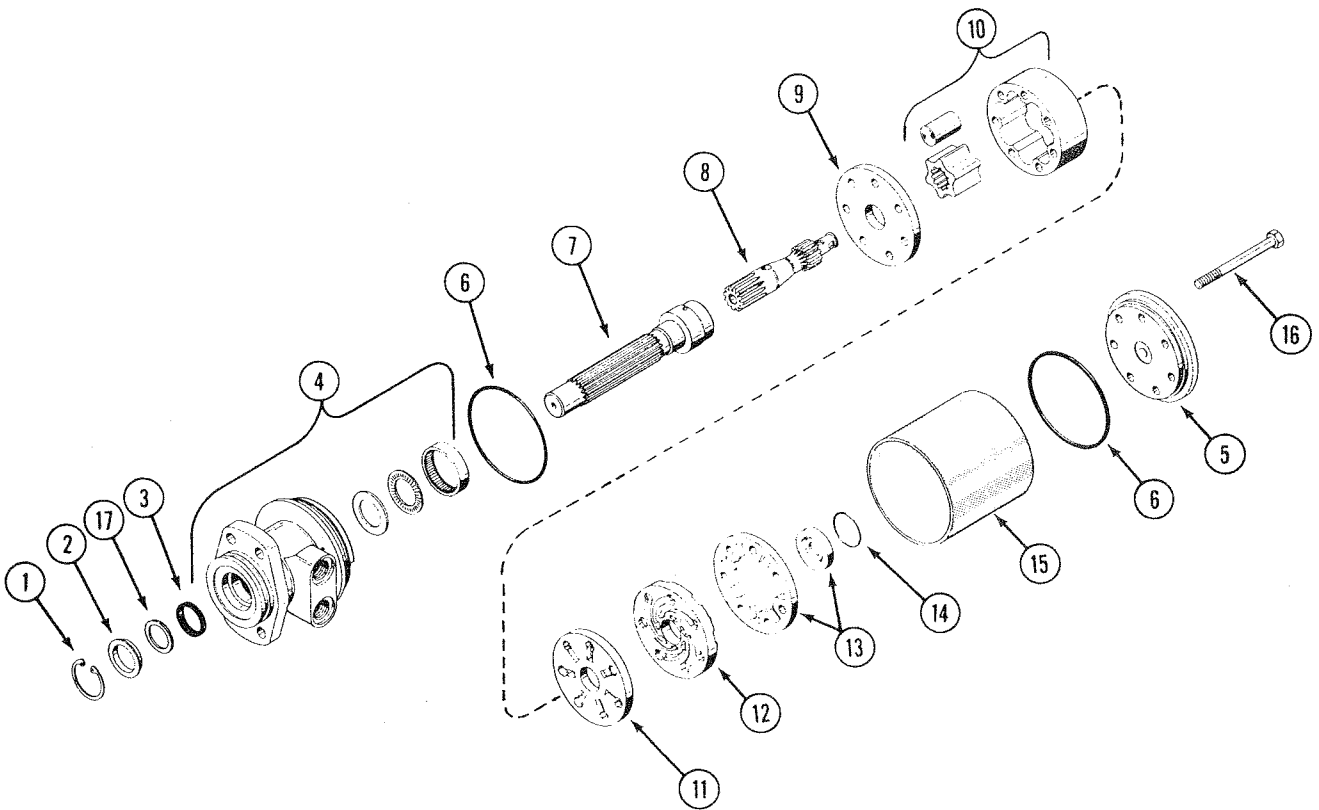
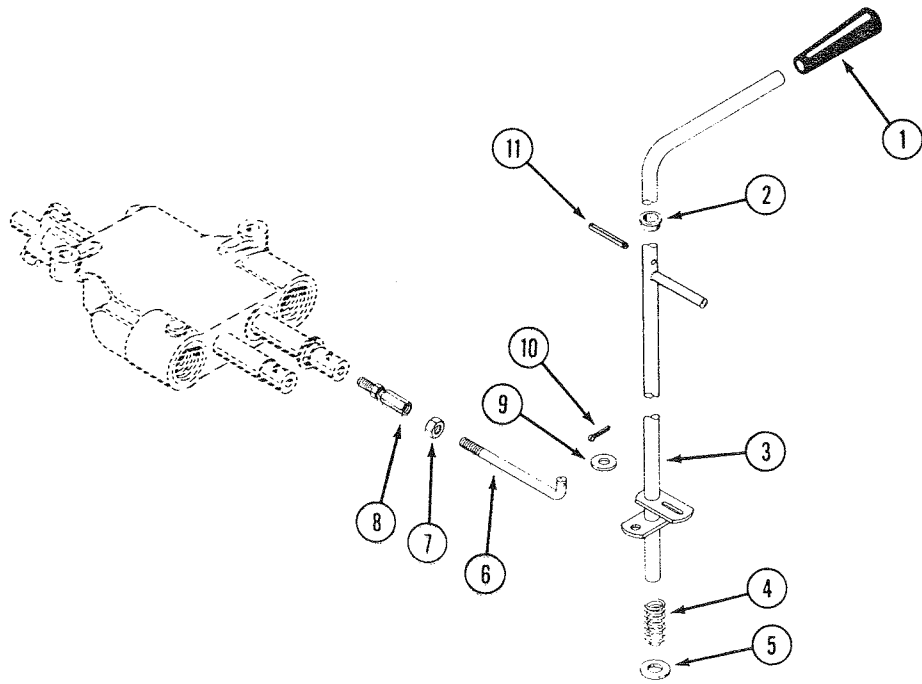
HYDRAULIC CONTROL VALVE

(Service Valve)

REF.	PART NO.	DESCRIPTION	REQ'D
	C 27217	VALVE - control, two spool	1
1	A 60273	RING - retaining	2
2	NSS	SPOOL - motor (order C27217)	1
3	NSS	SPOOL - lift (order C27217)	1
4	A 7982	SEAL - spool	4
5	NSS	BODY - valve (order C27217)	1
6	211- 9	BALL - steel 5/16" (7.94 mm)	1
7	C 21507	SPRING - relief	2
8	C 17433	SCREW - relief adjust	1
9	C 17435	GASKET - relief adjust cap	1
10	129- 531	CAP - adjust screw	2
11	C 26668	DETENT - spool	1
12	D 86559	SPACER - detent	1
13	D 86558	SPRING - detent return	1
14	D 86557	WASHER - return	1
15	C 21505	SPRING - relief	1
16	211- 5	BALL - steel 3/16" (4.76 mm)	3
17	C 17438	COVER - detent	1
18	D 86560	SCREW - detent	2
19	C 17444	SPRING - detent	2
20	169- 114	SCREW - cover	4
21	221- 841	PLUG - pipe	1
22	C 21506	RETAINER - ball seat	1
23	C 26665	SCREW - adjust, relief	1
24	C 26664	GASKET - adjust cap	1
25	C 26666	CAP - adjust screw	1
26	C 26663	SEAT - relief ball	1
27	129- 166	NUT - lock	1
28	195- 521	WASHER	2
29	C 27219	DETENT - spool	1
30	211- 7	BALL - steel 1/4" (6.35 mm)	2
31	C 17443	SCREW - detent	2

C27271 TRAVEL CONTROL DETENT KIT

17	C 17438	COVER - detent	1
19	C 17444	SPRING - detent	2
20	169- 114	SCREW - cover	2
28	195- 521	WASHER - detent	2
29	C 27219	DETENT - spool	1
30	211- 7	BALL - steel 1/4" (6.35 mm)	2
31	C 17443	SCREW - detent	2
	C 27215	SWITCH - neutral start	1

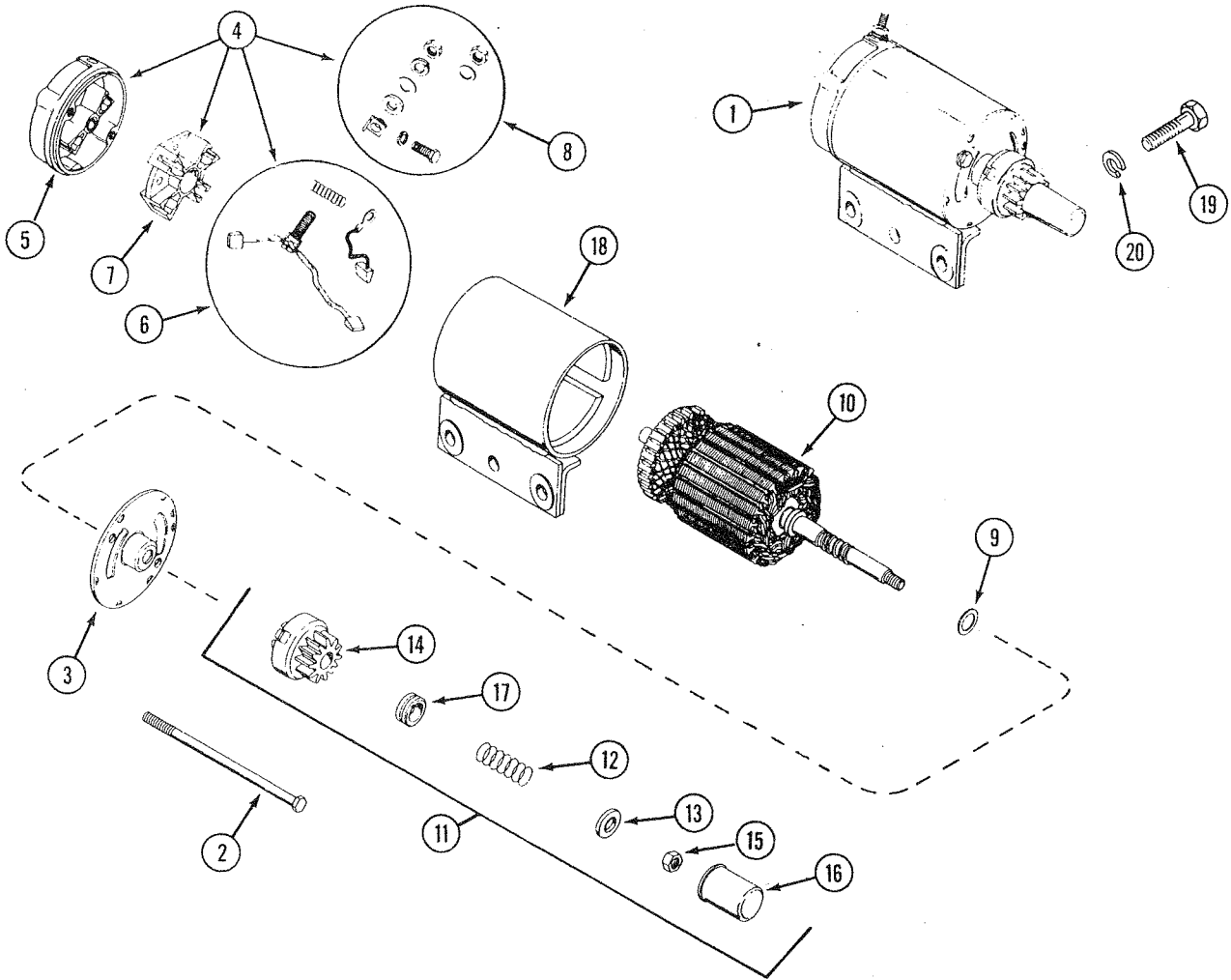


SPEED CONTROL

REF.	PART NO.	DESCRIPTION	REQ'D
1	A 37247	KNOB - speed control	1
2	C 12093	BUSHING - lever	1
3	NSS	LEVER - speed control (use C27213 and C27215)	1
4	C 25595	SPRING - compression	1
5	C 21518	WASHER - nylon	1
6	C 18742	ROD - control	1
7	129- 122	NUT - 5/16" NF hex, zinc plated	1
8	C 19025	JOINT - ball	1
9	195- 521	WASHER - 5/16"	1
10	132- 26	PIN - cotter 3/32" x 3/4"	1
11	138- 2072	PIN - roll 1/8" x 1-3/4"	1

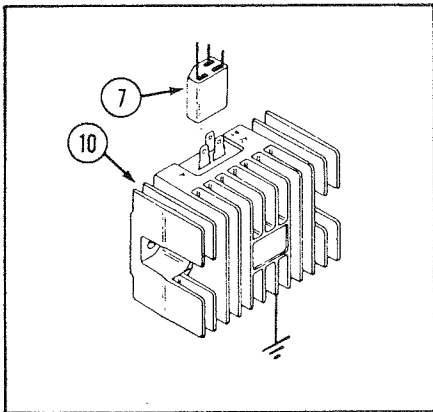
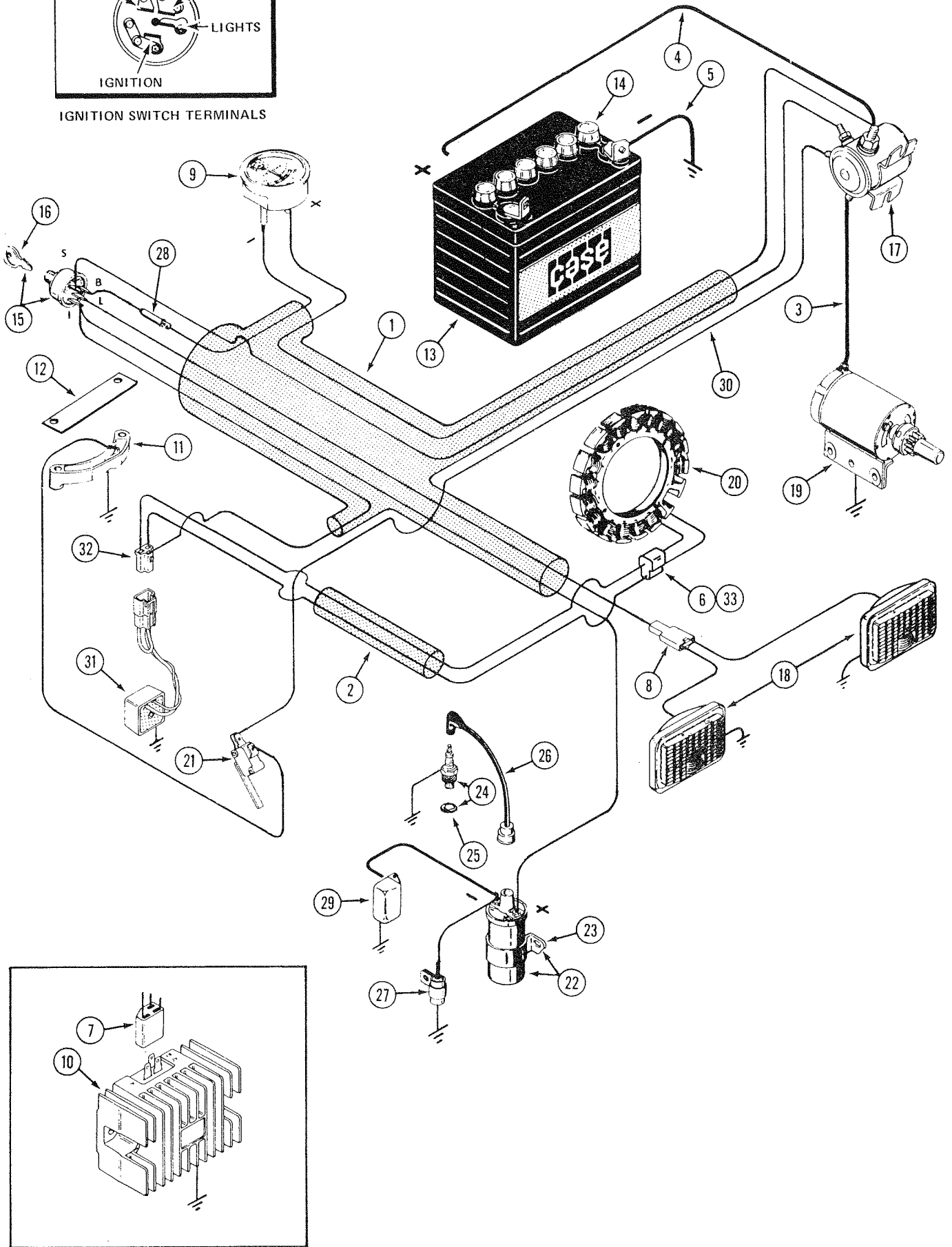
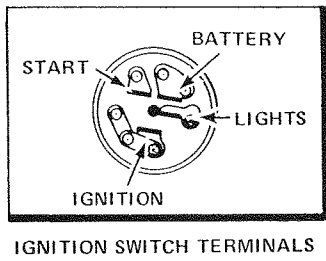
HYDRAULIC DRIVE MOTOR

	C 16697	MOTOR - hydraulic, 220, 222 and 224	1
	C 14655	MOTOR - hydraulic, 444	1
1	C 16516	RING - retaining	1
2	C 19040	SPACER	1
3	C 25048	SEAL - oil	1
4	C 14827	HOUSING ASSEMBLY	1
5	C 14837	END CAP	1
6	C 18382	SEAL	2
7	C 14828	SHAFT - coupling	1
8	D 72853	DRIVE LINK - 220, 222 and 224	1
8	C 14829	DRIVE LINK - 444	1
9	C 14830	PLATE - wear	1
10	C 18110	ROTOR ASSEMBLY - 220, 222 and 224	1
10	C 14831	ROTOR ASSEMBLY - 444	1
	NSS	KIT - manifold (also use item 8 before code 86-75)	1
11	D 71234	PLATE - manifold	1
12	D 71235	MANIFOLD	1
13	D 60857	COMMUTATOR AND RING SET	1
14	C 19041	RING - sealing	1
15	C 18092	SLEEVE - 220, 222 and 224	1
15	C 14836	SLEEVE - 444	1
16	28- 662	BOLT - 3/8" x 3-7/8" NF hex, 220, 222 and 224	7
16	C 14838	BOLT - 3/8" x 4-3/8" NF hex, 444	7
17	C 19212	WASHER - back up, .010"	1



STARTER

REF.	PART NO.	DESCRIPTION	REQ'D
1	C 24889	STARTER ASSEMBLY	1
2	V 34381	BOLT - thru.	2
3	V 34392	CAP - end	1
4	V 34384	KIT - commutator cap.	1
5	NSS	CAP - commutator	1
6	V 34383	KIT - brush and spring.	1
7	NSS	KIT - brush holder.	1
8	NSS	KIT - hardware	1
9	V 34382	WASHER - armature thrust.	1
10	C 24890	ARMATURE	1
11	C 24891	KIT - drive	1
12	V 34386	SPRING - anti-drift.	1
13	V 34387	SPACER - gear stop.	1
14	NSS	GEAR - drive.	1
15	V 34388	NUT - gear stop.	1
16	C 24892	COVER - dust.	1
17	V 34391	SPACER - dust cover.	1
18	NSS	BODY - starter	1
19	C 24886	BOLT - shoulder 3/8" - 20 x 1-5/16"	2
20	192- 21	LOCKWASHER - 3/8"	2
	321- 1834	DECAL - alternator electrical system	1
	C 24880	DECAL - "DO NOT STRIKE"	1



ELECTRICAL SYSTEM

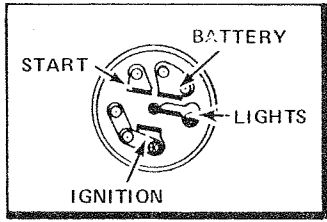
220 - use before S/N 9779977

222 - use before S/N 9781649

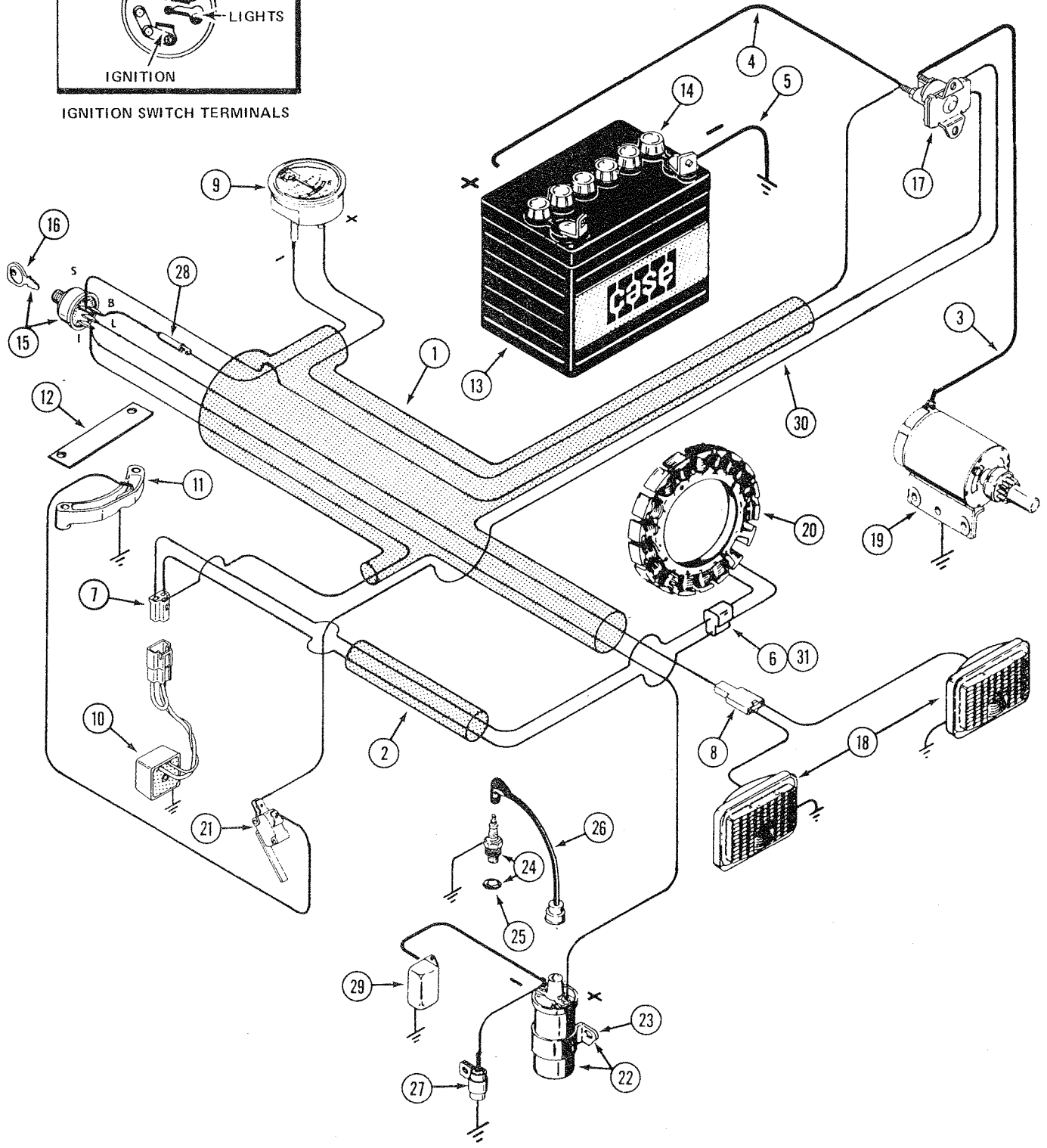
224 - use before S/N 9783251

444 - use before S/N 9784625

REF.	PART NO.	DESCRIPTION	REQ'D
1	C 24898	HARNESS - wire	1
2	C 24815	HARNESS - wire	1
3	C 24816	CABLE - solenoid to starter (black)	1
4	C 14565	CABLE - solenoid to battery positive (red)	1
5	C 24814	CABLE - battery negative to ground (black)	1
6	C 24813	CONNECTOR - to stator (included in C24815 harness)	1
7	C 19378	CONNECTOR - rectifier (early production)	1
8	C 14537	CONNECTOR - lights	1
9	C 18389	AMMETER - 30 amps, 12v	1
10	NSS	RECTIFIER - voltage, 12v (early production) (use C27509)	1
11	C 23002	SWITCH - neutral start (includes wire)	1
12	C 21989	INSULATOR - locator	1
13	C 18197	BATTERY - 12v	1
14	C 18113	CAP - battery	6
15	C 23010	SWITCH ASSEMBLY - ignition (includes key and lockwasher)	1
16	A 24509	KEY - ignition	1
17	C 14553	SOLENOID - start 12v	1
18	C 22571	HEADLAMP ASSEMBLY - 12v (repairs page 69)	2
19	C 24889	STARTER - bendix drive (repairs page 63)	1
20	V 34427	STATOR	1
21	C 24800	SWITCH - neutral start, PTO	1
22	KO 231281	COIL - ignition, 12v (includes bracket)	1
23	V 34435	BRACKET - coil mounting	1
24	C 24301	SPARK PLUG - (includes gasket)	1
25	A 27251	GASKET - spark plug	1
26	V 34433	KIT - high tension cable	1
27	KO 230722	CONDENSER	1
28	223- 20	FUSE - 20 amp (included in harness)	1
29	NSS	BREAKER CONTACT ASSEMBLY - ignition (repairs page 71)	1
30	C 24896	WIRE - solenoid to micro switch	1
31	C 27509	RECTIFIER - voltage, 12v (late production)	1
32	C 25486	CONNECTOR - rectifier (late production)	1
33	C 25338	CONNECTOR - from stator	1



IGNITION SWITCH TERMINALS



ELECTRICAL SYSTEM

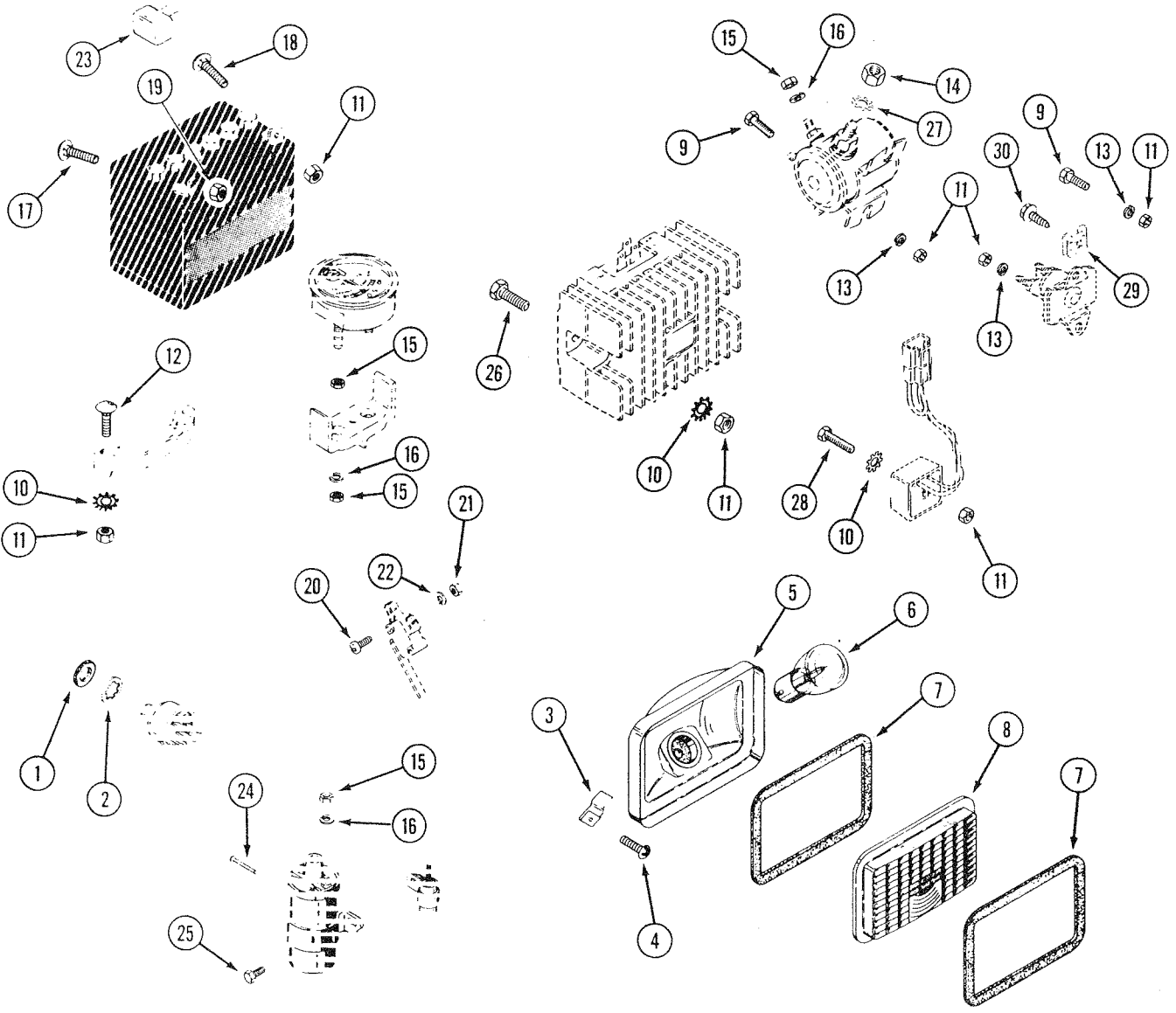
220 - use S/N 9779977 and after

222 - use S/N 9781649 and after

224 - use S/N 9783251 and after

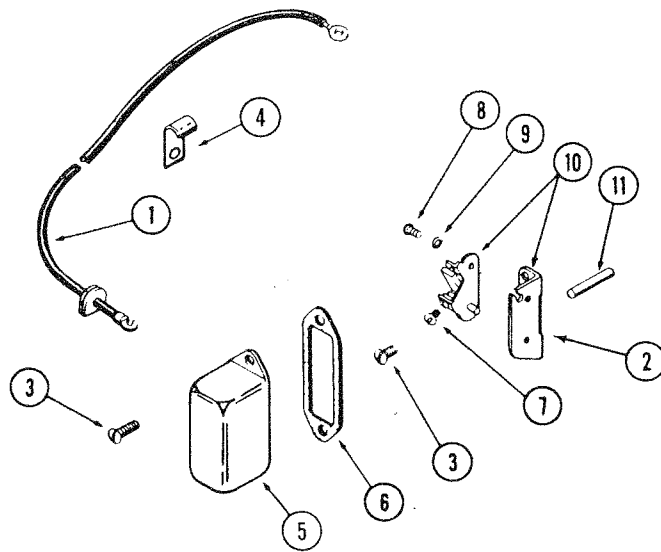
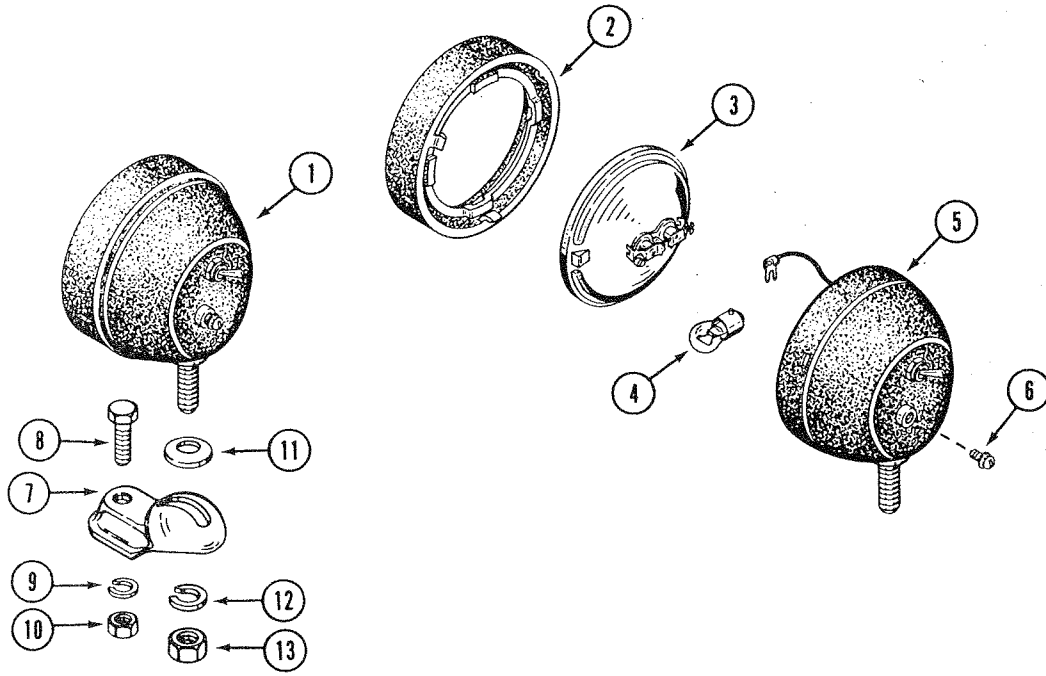
444 - use S/N 9784625 and after

REF.	PART NO.	DESCRIPTION	REQ'D
1	C 25564	HARNESS - wire	1
2	C 24815	HARNESS - wire	1
3	C 24816	CABLE - solenoid to starter (black)	1
4	C 14565	CABLE - solenoid to battery positive (red)	1
5	C 24814	CABLE - battery negative to ground (black)	1
6	C 24813	CONNECTOR - to stator (included in C24815 harness)	1
7	C 25486	CONNECTOR - rectifier	1
8	C 14537	CONNECTOR - lights	1
9	C 18389	AMMETER - 30 amps, 12v	1
10	C 27509	RECTIFIER - voltage, 12v	1
11	C 23002	SWITCH - neutral start (includes wire)	1
12	C 21989	INSULATOR - locator	1
13	C 18197	BATTERY - 12v	1
14	C 18113	CAP - battery	6
15	C 23010	SWITCH ASSEMBLY - ignition (includes key and lockwasher)	1
16	A 24509	KEY - ignition	1
17	NSS	SOLENOID - start 12v (use C26525)	1
18	C 22571	HEADLAMP ASSEMBLY - 12v (repairs page 69)	2
19	C 24889	STARTER - bendix drive (repairs page 63)	1
20	V 34427	STATOR	1
21	C 24800	SWITCH - neutral start, PTO	1
22	KO 231281	COIL - ignition, 12v (includes bracket)	1
23	V 34435	BRACKET - coil mounting	1
24	C 24301	SPARK PLUG - (includes gasket)	1
25	A 27251	GASKET - spark plug	1
26	V 34433	KIT - high tension cable	1
27	KO 230722	CONDENSER	1
28	223- 20	FUSE - 20 amp (included in harness)	1
29	NSS	BREAKER CONTACT ASSEMBLY - ignition (repairs page 71)	1
30	C 25563	WIRE - solenoid to micro switch	1
31	C 25338	CONNECTOR - from stator	1



ELECTRICAL SYSTEM HARDWARE

REF.	PART NO.	DESCRIPTION	REQ'D
1	C 23330	NUT - switch mounting	1
2	C 23012	LOCKWASHER - internal tooth	1
3	131- 629	NUT - speed type "U"	4
4	187- 1334	SCREW - #8 x 1/2" self tapping, rd. head Phillips	4
	C 22571	HEADLAMP ASSEMBLY	2
5	NSS	RECEPTACLE - headlamp (order C22571).	1
6	A 41264	BULB - headlamp	1
7	C 14304	GASKET - headlamp.	2
8	C 22573	LENS - headlamp	1
9	113- 1	BOLT - 1/4" - 20 x 1/2" hex	2
10	193- 57	LOCKWASHER - 1/4" external tooth	5
11	129- 101	NUT - 1/4" - 20 hex.	3
12	111- 139	BOLT - 1/4" - 20 x 1" rd. head sq. neck	2
13	192- 19	LOCKWASHER - 1/4"	2
14	129- 162	NUT - 5/16" NF hex	2
15	129- 37	NUT - #10 N.F. hex.	2
16	193- 99	LOCKWASHER - #10	2
17	111- 202	BOLT - 5/16" x 3/4" N.C. rd. head sq. neck	1
18	111- 108	BOLT - 1/4" x 3/4" N.C. rd. head sq. neck	1
19	129- 102	NUT - 5/16" NC hex	1
20	182- 10	SCREW - #4 - 40 x 7/8" N.C. pan head	2
21	129- 13	NUT - #4 - 40 hex	2
22	192- 13	LOCKWASHER - #4	2
23	C 24069	COVER - terminal	1
24	187- 1844	SCREW - #10 x 1-1/2" N.F. self tap	1
25	22- 58	BOLT - 5/16 x 1/2 N.C. hex, self tap.	2
26	113- 3	BOLT - 1/4" - 20 x 3/4" hex.	2
27	193- 29	LOCK WASHER - 5/16"	2
28	113- 17	BOLT - 1/4" - 20 x 1-1/4" hex	1
29	C 10836	NUT - speed type.	2
30	187- 1908	SCREW - self tapping.	2
	C 19521	CLIP - headlight wire	1




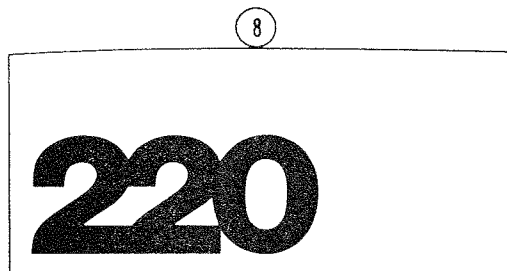
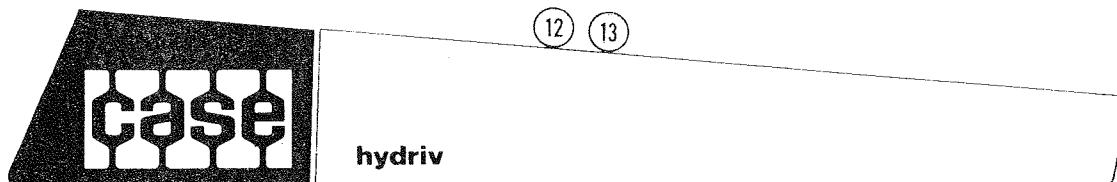
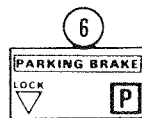
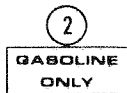
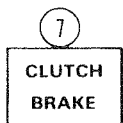
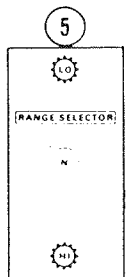
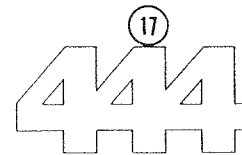
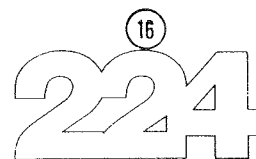

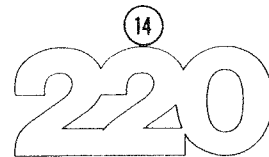
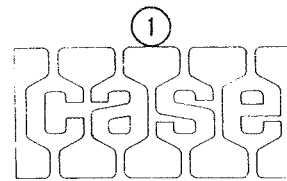
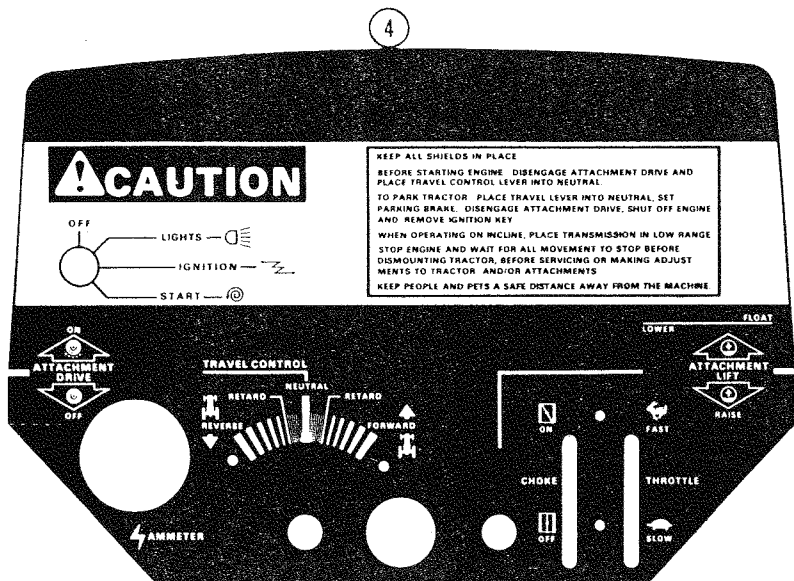


D70115 FLOOD AND TAIL LAMP (OPTIONAL)

REF.	PART NO.	DESCRIPTION	REQ'D
1	D 70115	LIGHT ASSEMBLY - flood and tail	1
2	A 25213	RETAINER - sealed beam	1
3	A 40855	LAMP - sealed beam #4409X	1
4	33686	BULB - tail #1141	1
5	NSS	BODY - light (order D70115 light assembly)	1
6	193- 543	SCREW AND LOCKWASHER - #8 - 32 x 3/8" N.C.	1
7	A 34046	BRACKET - mounting	1
8	113- 209	BOLT - 3/8" x 1-1/2" N.C. hex	1
9	192- 21	LOCKWASHER - 3/8"	1
10	129- 103	NUT - 3/8" N.C. hex	1
11	10923	WASHER - bearing	1
12	192- 23	LOCKWASHER - 1/2"	1
13	129- 105	NUT - 1/2" N.C. hex.	1

BREAKER CONTACTS

1	NSS	LEAD - breaker contact (order from local supplier)	1
2	NSS	BRACKET - breaker contacts	1
3	V 34421	SCREW - #10 x 3/8" round head, zinc plated	4
4	KO 275182	RETAINER - wire	1
5	V 35060	COVER - breaker contact	1
6	C 26518	GASKET - cover	1
7	187- 408	SCREW - #6 x 3/8" self-tapping	1
8	173- 224	SCREW - #8 x 1/4" N.C. round head.	1
9	193- 90	LOCKWASHER - #8 internal tooth.	1
10	C 24135	POINT SET - breaker contact assembly.	1
11	C 27440	ROD - breaker contact push.	1



DECALS

USED PRIOR TO S/N:

9749188 – 220

9750875 – 222

9752340 – 224

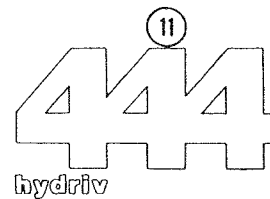
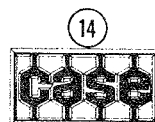
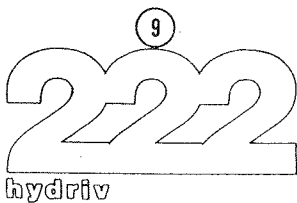

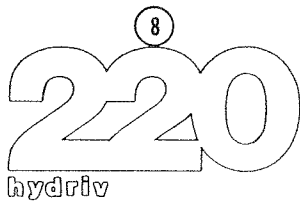
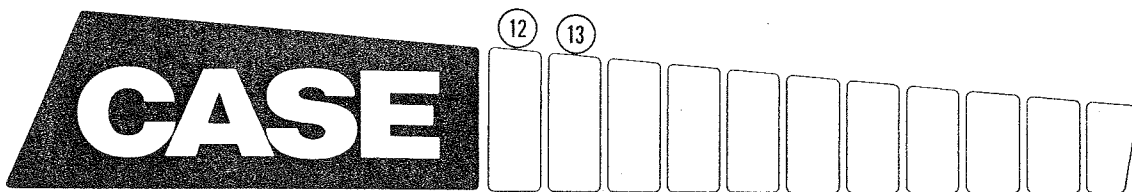
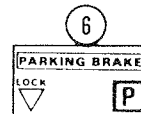
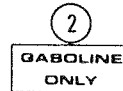
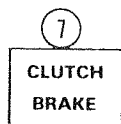


9753695 – 444

(English)

REF.	PART NO.	DESCRIPTION	REQ'D
1	321- 2677	DECAL - "CASE", fender	1
2	321- 18	DECAL - gasoline	1
3	321- 4767	DECAL - hydraulic reservoir	1
4	321- 3585	DECAL - instrument panel.	1
5	321- 1788	DECAL - shift range.	1
6	NSS	DECAL - parking brake (use 321-6227)	1
7	NSS	DECAL - clutch, brake (use 321-6227)	1
8	321- 4162	DECAL - hood top, 220.	1
9	321- 4163	DECAL - hood top, 222.	1
10	321- 4164	DECAL - hood top, 224.	1
11	321- 4165	DECAL - hood top, 444.	1
12	321- 4155	DECAL - hood, R.H. (shown)	1
13	321- 4156	DECAL - hood, L.H.	1
14	321- 4147	DECAL - fender, "220".	1
15	321- 4150	DECAL - fender, "222".	1
16	321- 4151	DECAL - fender, "224".	1
17	321- 4152	DECAL - fender, "444".	1

(French and English)

2	321- 4728	DECAL - gasoline	1
3	321- 4764	DECAL - hydraulic reservoir.	1
4	321- 4734	DECAL - instrument panel	1
5	321- 4693	DECAL - shift range	1
6	321- 4697	DECAL - parking brake.	1
7	321- 6324	DECAL - clutch, brake	1



DECALS

USE S/N AND AFTER

9749188 - 220

9750875 - 222

9752340 - 224

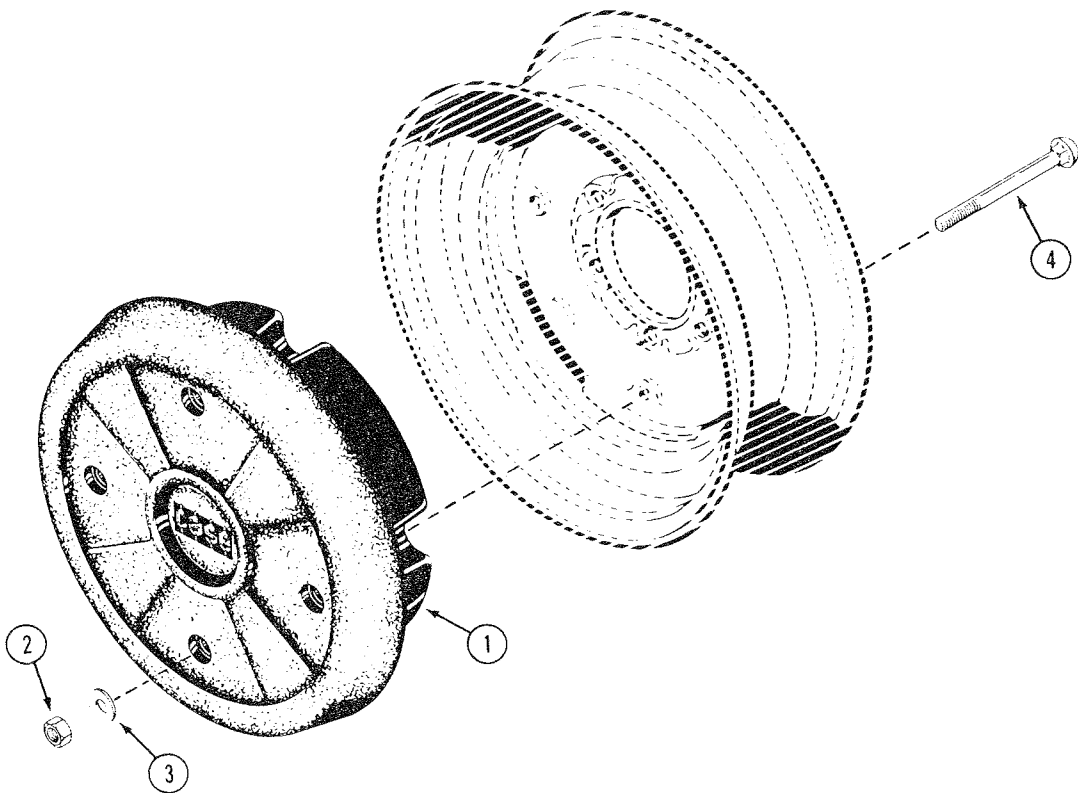
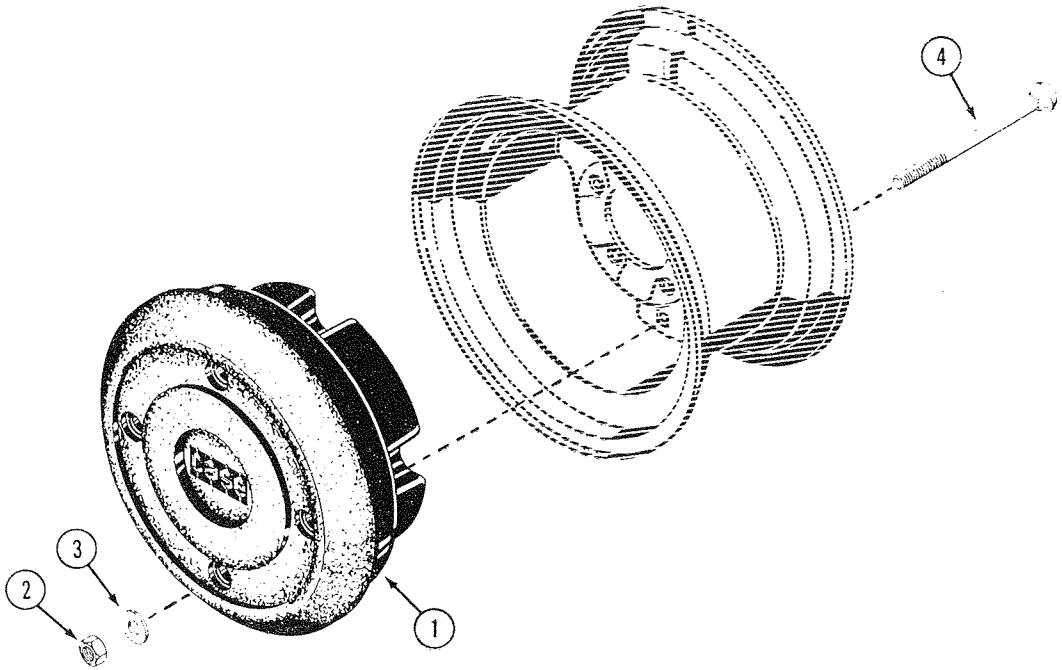
9753695 - 444

(English)

REF.	PART NO.	DESCRIPTION	REQ'D
1	321- 5097	DECAL - "Case" seat back	1
2	321- 18	DECAL - gasoline.	1
3	321- 4767	DECAL - hydraulic reservoir	1
4	321- 3585	DECAL - instrument panel	1
5	321- 1788	DECAL - shift range.	1
6	NSS	DECAL - parking brake (use C27481)	1
7	NSS	DECAL - clutch, brake (use C27481)	1
8	321- 5103	DECAL - hood top, 220.	1
9	321- 5104	DECAL - hood top, 222.	1
10	321- 5105	DECAL - hood top, 224.	1
11	321- 5106	DECAL - hood top, 444.	1
12	321- 5100	DECAL - hood R. H. (shown)	1
13	321- 5101	DECAL - hood L. H.	1
14	321- 5040	MEDALLION - "CASE"	1

(French)

1	NSS	DECAL - "Case" seat back	1
2	321- 4728	DECAL - gasoline.	1
3	321- 4764	DECAL - hydraulic reservoir	1
4	321- 4734	DECAL - instrument panel	1
5	321- 4693	DECAL - shift range.	1
6	NSS	DECAL - parking brake (use 321- 6324)	1
7	321- 6324	DECAL - clutch, brake.	1
8	NSS	DECAL - hood top, 220.	1
9	NSS	DECAL - hood top, 222.	1
10	NSS	DECAL - hood top, 224.	1
11	NSS	DECAL - hood top, 444.	1
12	NSS	DECAL - hood R. H. (shown)	1
13	NSS	DECAL - hood L. H.	1
14	NSS	MEDALLION - "Case"	1

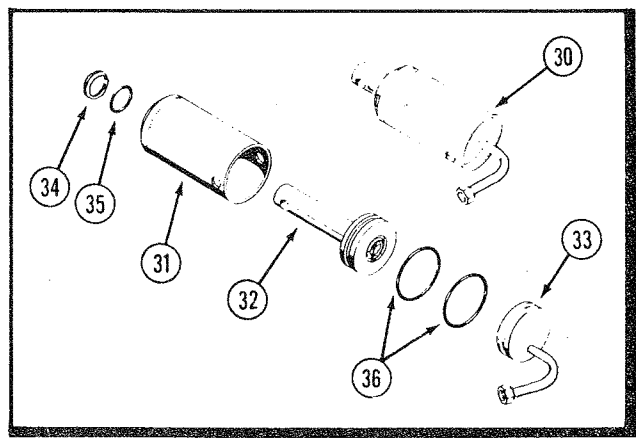
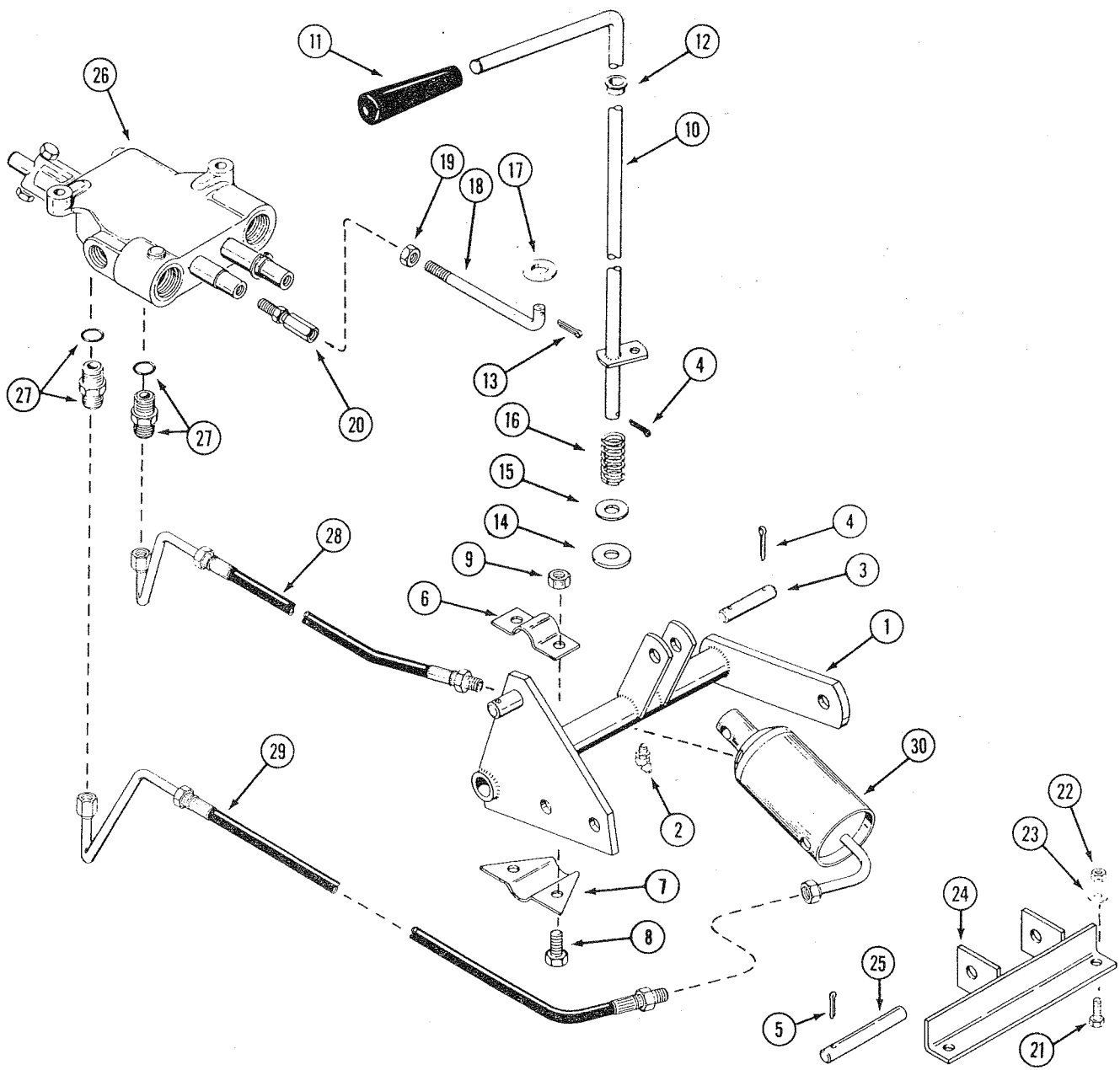


K8 WHEEL WEIGHTS – MODEL 220, 222, AND 224

REF.	PART NO.	DESCRIPTION	REQ'D
1	NSS	WEIGHT - wheel 55 lb. (Order as Machinery Item)	2
2	131- 1182	NUT - 1/2" NC hex lock	8
3	195- 533	WASHER - 1/2"	8
4	111- 521	BOLT - 1/2" x 7" Rd. head Sq. neck	8

K10 WHEEL WEIGHTS – MODEL 444

1	NSS	WEIGHT - wheel 75 lb. (Order as Machinery Item)	2
2	131- 1182	NUT - 1/2" NC hex lock	8
3	195- 533	WASHER - 1/2"	8
4	111- 525	BOLT - 1/2" x 6" Rd. head Sq. neck	8



MODEL J30 HYDRAULIC LIFT

REF.	PART NO.	DESCRIPTION	REQ'D
1	C 19661	ROCKSHAFT ASSEMBLY - (444).....	1
1	C 18808	ROCKSHAFT ASSEMBLY - (220, 222 and 224) shown	1
2	219- 404	FITTING - lube	1
3	C 18251	PIN - cylinder to lever	1
4	132- 310	PIN - cotter 1/8" x 1"	3
5	132- 361	PIN - cotter 1/8" x 2-1/2" (early production)	1
5	132- 310	PIN - cotter 1/8" x 1"	1
6	C 17249	BRACKET - mounting, top	2
7	C 17250	BRACKET - mounting, bottom	2
8	113- 207	BOLT - 3/8" x 1" NC hex	4
9	131- 1181	NUT - 3/8" NC hex	4
10	C 16163	LEVER - lift control	1
11	A 37247	KNOB - control lever	1
12	C 12093	BUSHING - lift lever	1
13	132- 26	PIN - cotter 3/32" x 3/4"	1
14	195- 533	WASHER - 1/2"	1
15	C 21518	WASHER - nylon	1
16	C 25595	SPRING - control lever	1
17	195- 521	WASHER - 5/16"	1
18	C 18742	ROD - control	1
19	129- 122	NUT - 5/16 NF hex	1
20	C 19025	BALL JOINT	1
21	113- 207	BOLT - 3/8" x 1" NC hex	2
22	131- 1181	LOCKNUT - 3/8" NC hex	2
23	195- 104	WASHER - 3/8" x 1-1/8" OD	2
24	C 26185*	BRACKET - cylinder	1
25	C 26188	PIN - cylinder foot	1
26	C 27217	VALVE - hydraulic, 2 spool	1
27	218- 5056	FITTING - valve (includes 218-5004 "O" ring)	2
28	C 17224	HOSE - short	1
29	C 17734	HOSE - long	1
30	NSS	CYLINDER - lift (order C19475 and D63720 pin)	1
31	C 16133	BODY - cylinder	1
32	C 19104	ROD AND PISTON ASSEMBLY	1
33	C 17732	FOOT - cylinder	1
34	C 14970	SEAL	1
35	A 7623	"O" RING	1
36	A 30971	"O" RING	2
	C 13106	COVER - lube fitting	1

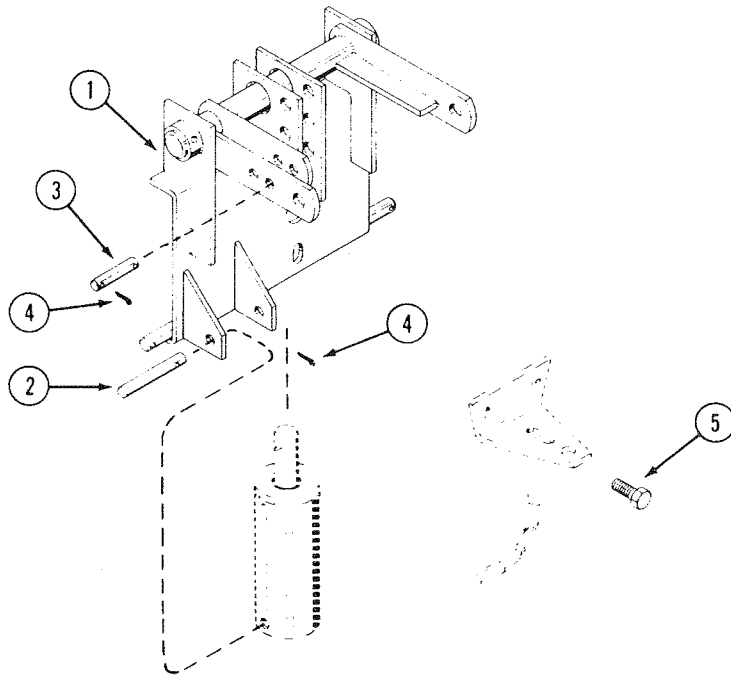
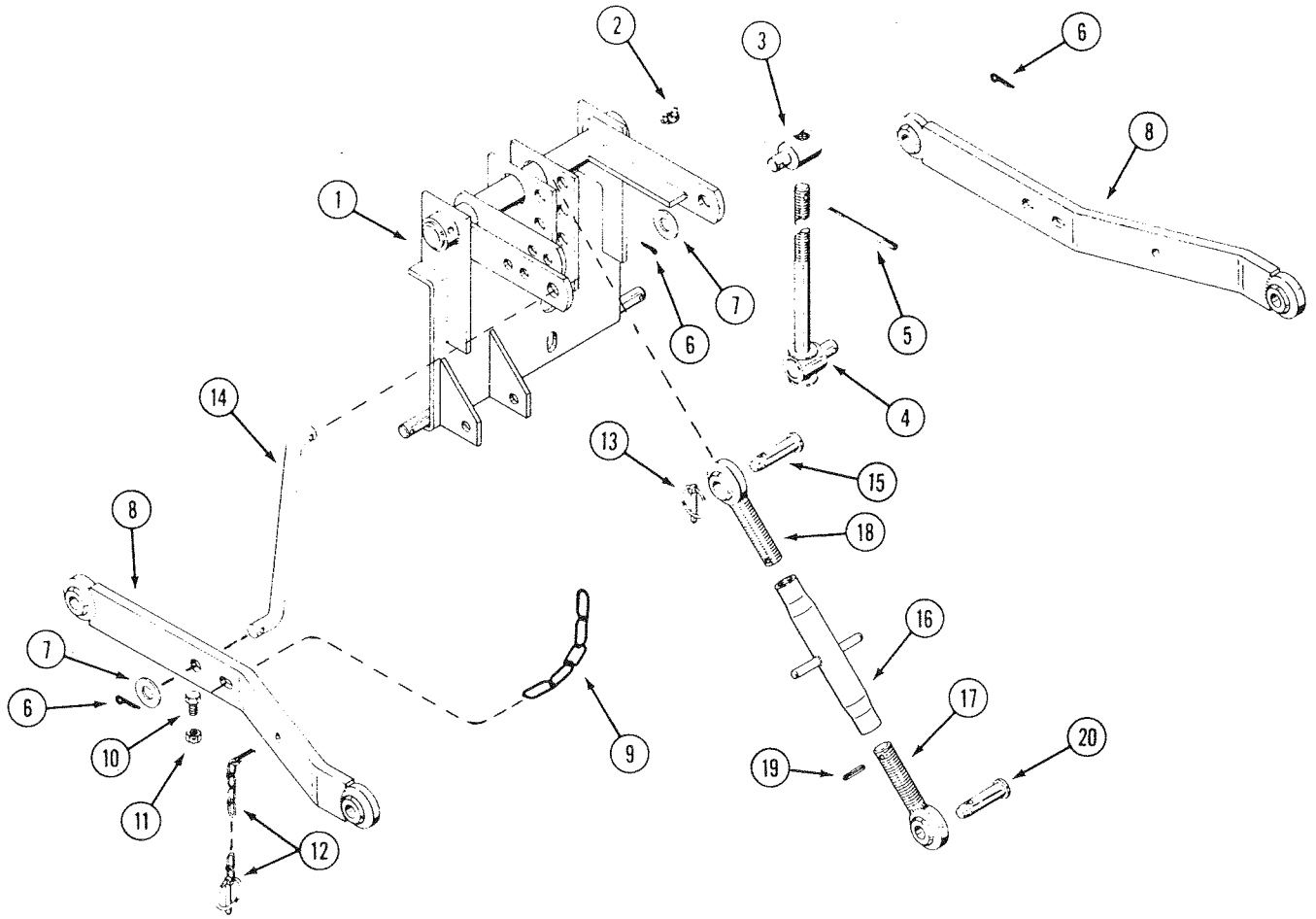
*also requires D63720 pin before S/N:

220 - 14005176

222 - 14006635

224 - 14007760

444 - 14009197

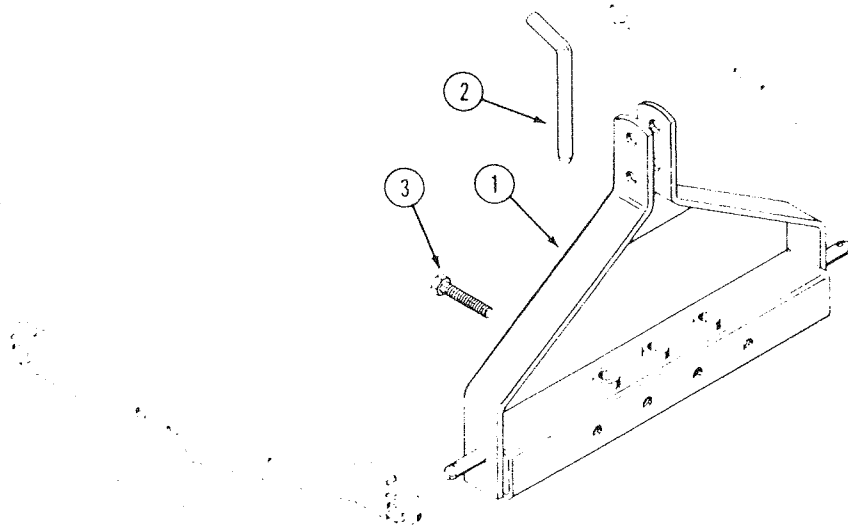
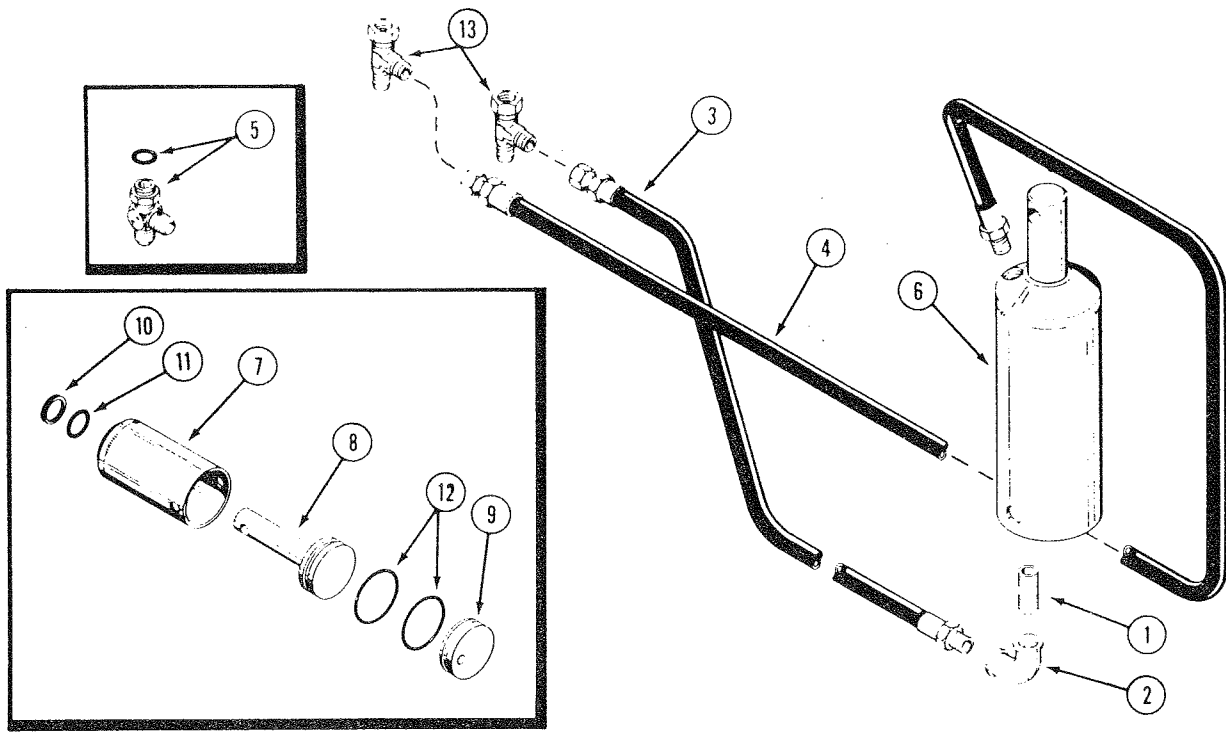


H26 AND J26 THREE POINT HITCH FRAME, LIFT RODS AND ARMS

REF.	PART NO.	DESCRIPTION	REQ'D
1	C 19740	HITCH PLATE ASSEMBLY	1
2	219- 405	FITTING - lube	2
	C 24447	ROD ASSEMBLY - lift R.H.	1
3	C 14722	NUT - lift rod	1
4	C 14724	ROD ASSEMBLY - R.H. lift	1
5	138- 308	PIN - roll 1/4 x 3"	1
6	132- 91	PIN - cotter 3/16 x 1"	6
7	195- 541	WASHER - plain 5/8"	4
8	C 14715	ARM - lift	2
9	C 14991	CHAIN - stay 19 links	1
10	113- 118	BOLT - 5/16 x 5/8" hex, zinc plated	2
11	131- 176	NUT - lock 5/16" NC hex	2
12	B 52118	PIN - klik	2
13	A 30338	PIN - klik	3
14	C 14725	ROD - lift L.H.	1
15	C 14717	PIN - clevis	1
	C 14712	LINK ASSEMBLY	1
16	C 14703	CENTER TUBE ASSEMBLY	1
17	C 14709	BALL END ASSEMBLY R.H. THREAD	1
18	C 14710	BALL END ASSEMBLY L.H. THREAD	1
19	138- 59	PIN - roll 1/8 x 7/8" (early production)	2
20	C 16128	PIN - clevis 5/8 x 3"	1

H26 AND J26 THREE POINT HITCH CYLINDER AND DRAWBAR MOUNTING

1	C 19740	HITCH PLATE ASSEMBLY	1
2	C 19481	PIN - lower cylinder mounting	1
3	C 14976	PIN - upper cylinder mounting	1
4	132- 310	PIN - cotter 1/8 x 1"	3
5	113- 417	BOLT - 1/2 x 1-1/4" NC, hex, zinc plated	2

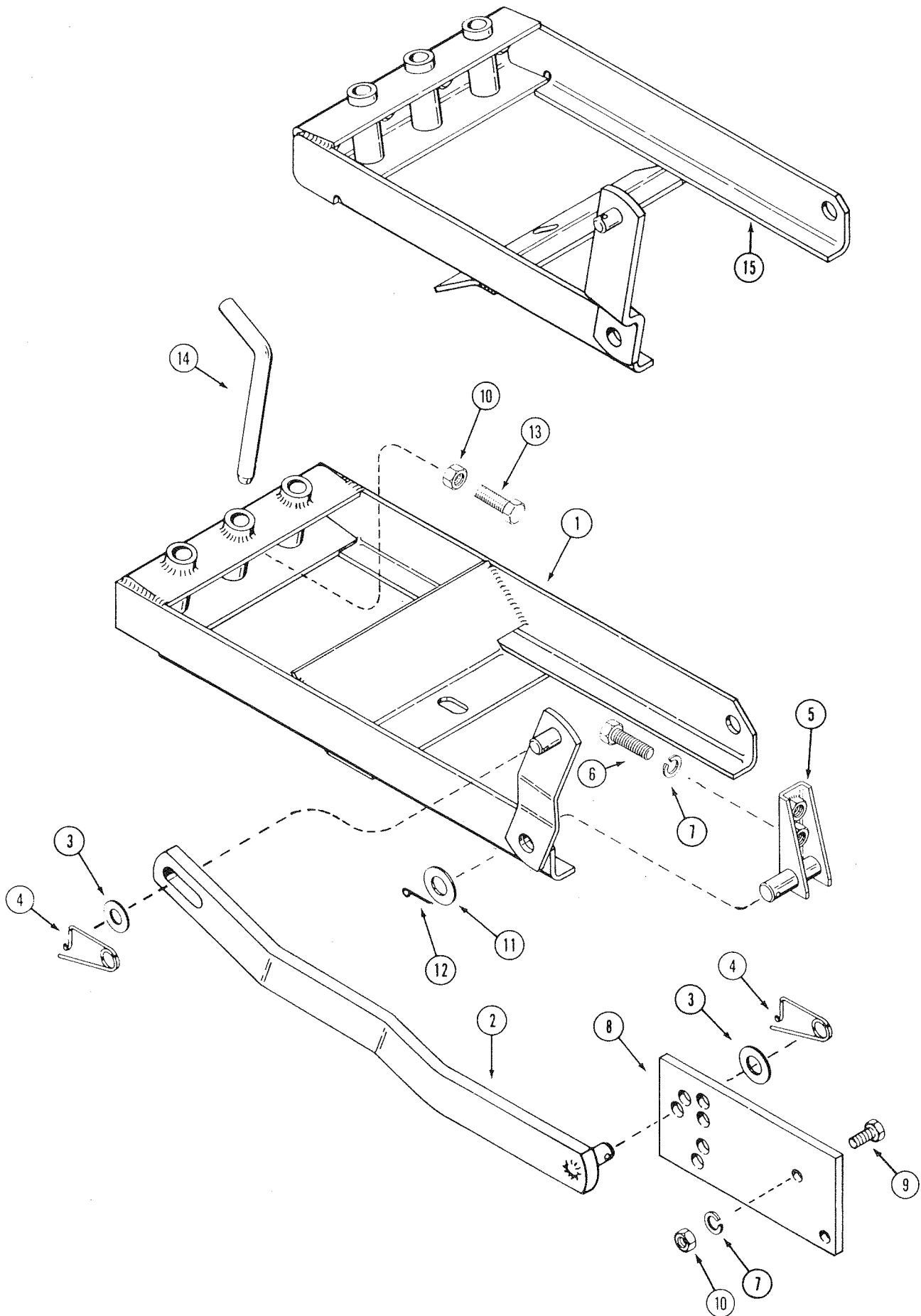


MODEL H26 AND J26 THREE POINT HITCH AND HYDRAULIC CONNECTIONS AND COMPONENTS

REF.	PART NO.	DESCRIPTION	REQ'D
1	221- 1139	NIPPLE - 1/4 x 3"	1
2	221- 1375	ELBOW - 90°	1
3	C 25369	HOSE - hydraulic short	1
4	C 25368	HOSE - hydraulic long	1
5	218- 5291	FITTING - tee (Includes 218-5004 "O" ring)(early production)	2
6	NSS	CYLINDER ASSEMBLY - (order (1) C19480 cylinder and (1) S10817 pin)	1
7	C 19476	BODY - cylinder (also use S10817 pin)	1
8	C 19469	ROD AND PISTON ASSEMBLY	1
9	C 14692	FOOT - cylinder	1
10	C 14970	SEAL - wiper	1
11	A 7623	"O" RING	1
12	A 30971	"O" RING	2
13	218- 5479	FITTING - tee, swivel (late production)	2

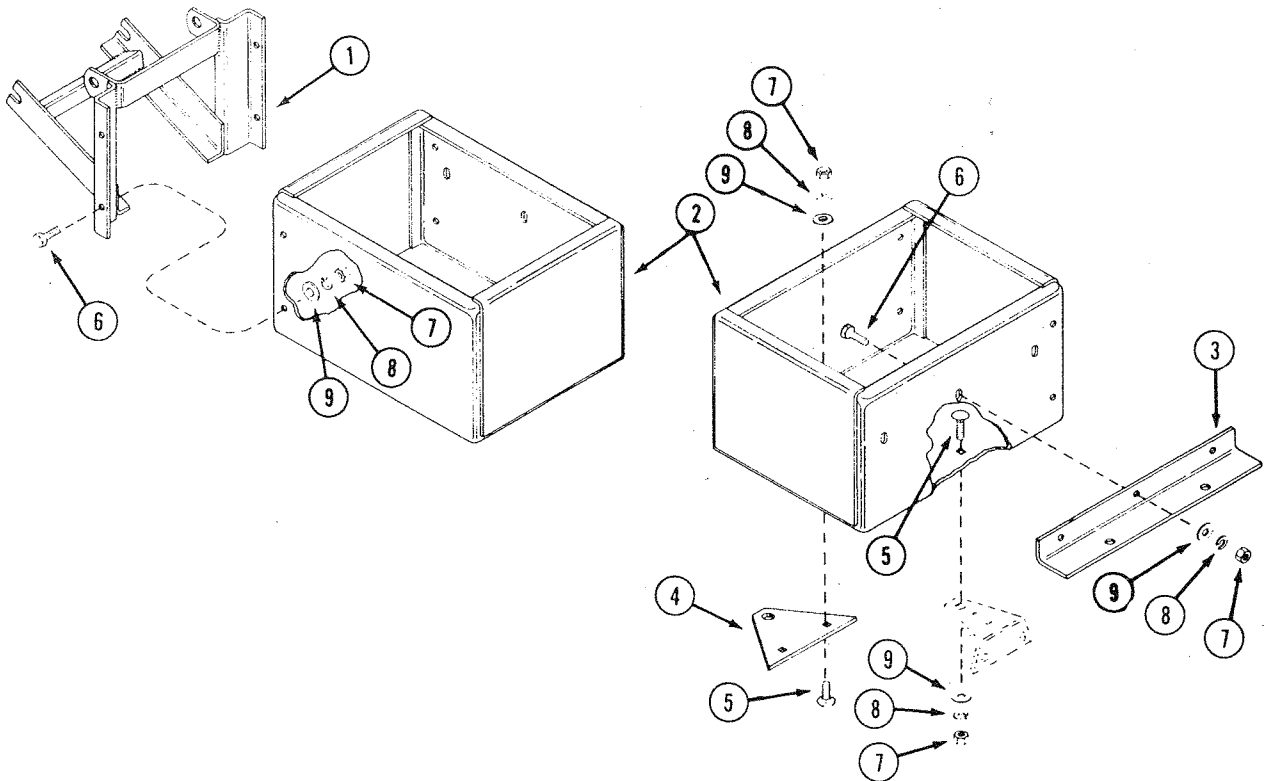
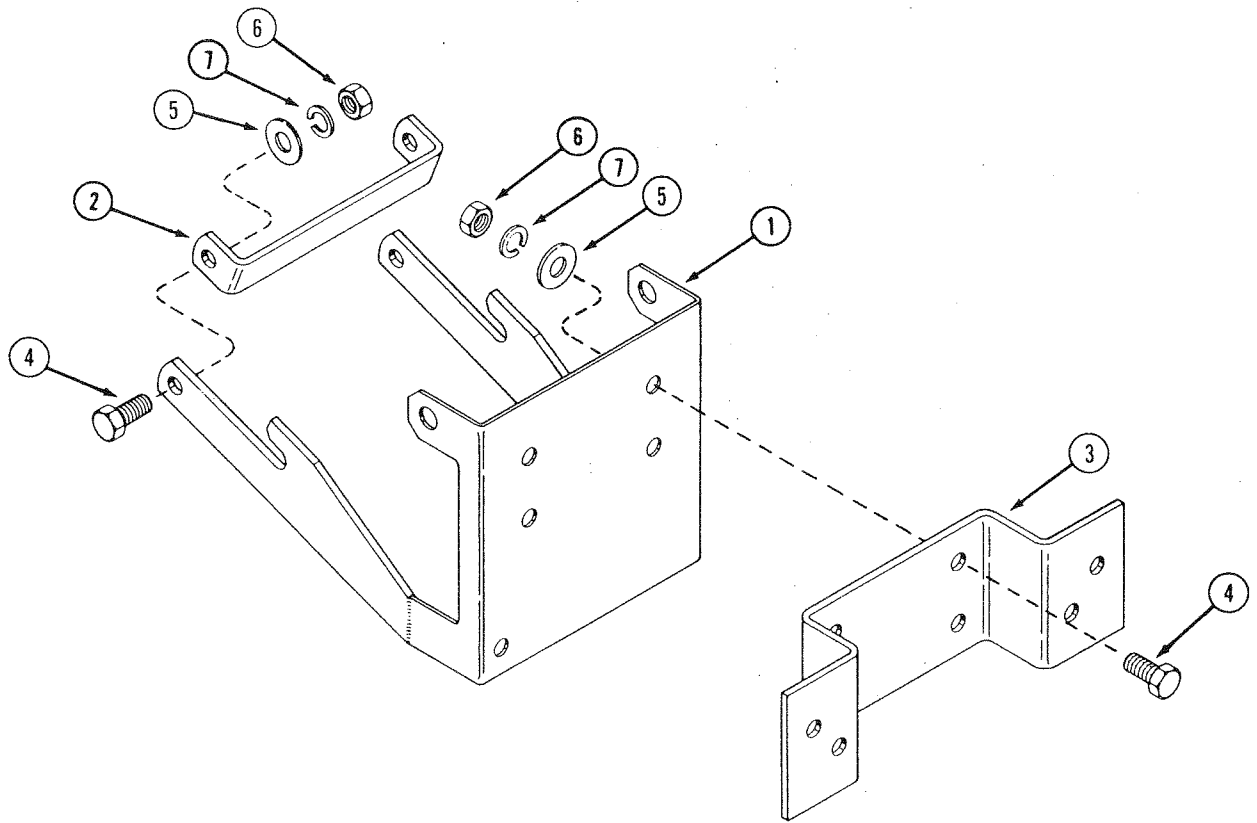
MODEL F-27 HITCH ADAPTER

1	C 14872	BRACKET - hitch adapter	1
2	C 14568	PIN - drawbar	1
3	113- 425	BOLT - 1/2 x 3" NC hex, zinc plated	4



MODEL J22, J24, K22 AND K24 SLEEVE HITCH

REF.	PART NO.	DESCRIPTION	REQ'D
1	C 22218	HITCH FRAME ASSEMBLY (444) (J24, K24)	1
2	C 14457	ARM - lift (J22, J24)	1
2	C 25371	ARM - lift (K22, K24)	1
3	195- 541	WASHER - plain 21/32"	2
4	C 10898	PIN - safety	2
5	C 14459	BRACKET - hitch mounting R.H. shown	1
5	C 25789	BRACKET - hitch mounting L.H.	1
6	113- 410	BOLT - 1/2 x 1-1/2" NC hex, zinc plated	4
7	192- 23	LOCKWASHER - 1/2" zinc plated	6
8	C 25382	PLATE - lift lever	1
9	113- 417	BOLT - 1/2 x 1-1/4" NC hex, zinc plated	2
10	129- 105	NUT - 1/2" NC hex, zinc plated	4
11	195- 545	WASHER - plain 3/4" zinc plated	2
12	132- 306	PIN - cotter 3/16 x 1-3/4"	2
13	22- 844	BOLT - 1/2 x 2-3/4" NC hex, zinc plated	2
14	C 14568	PIN - drawbar	1
15	C 23707	HITCH FRAME ASSEMBLY (220, 222 and 224) (J22, K22)	1

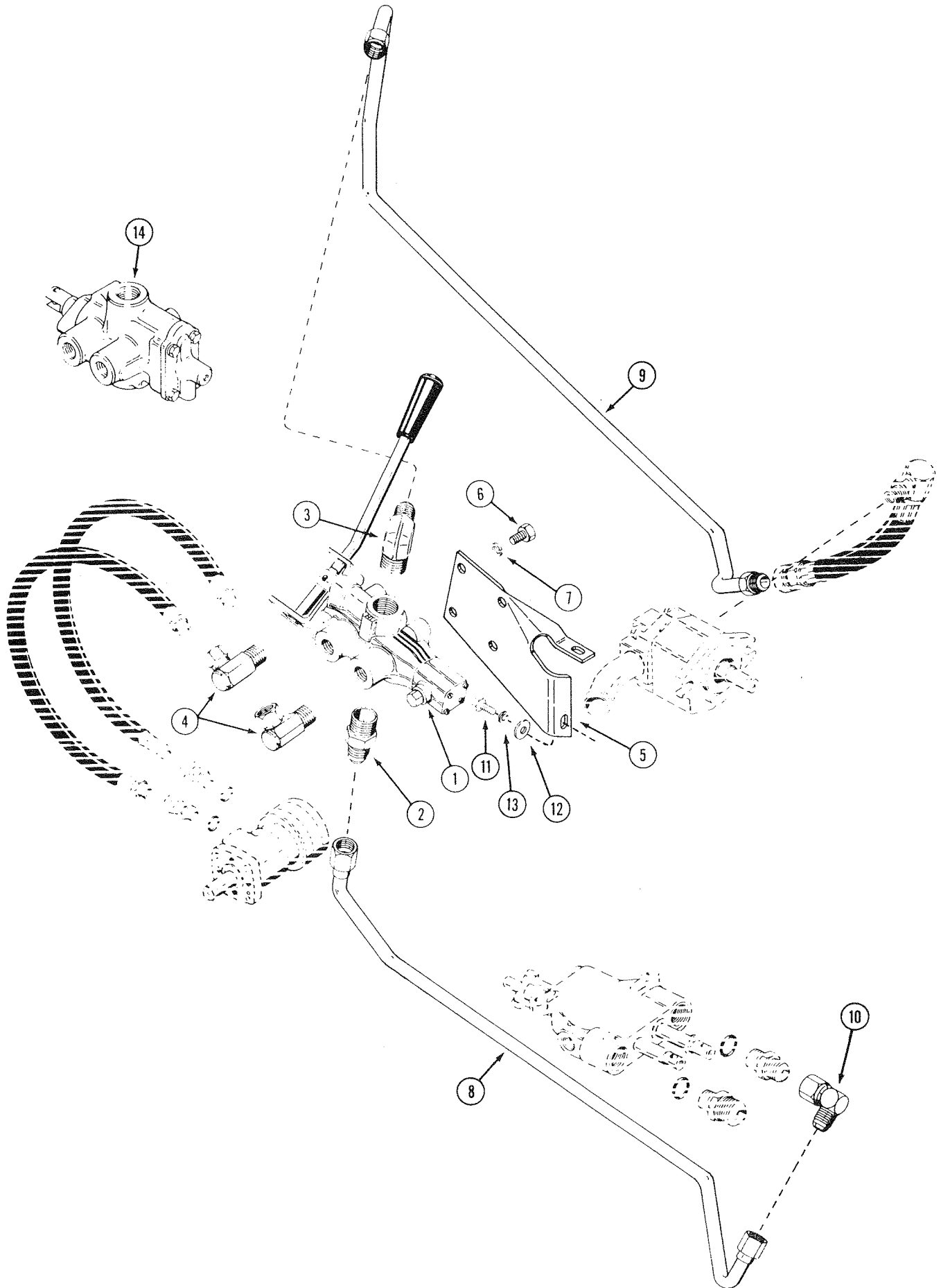


MODEL H18 FRONT END WEIGHT BRACKETS

REF.	PART NO.	DESCRIPTION	REQ'D
1	C 16581	BRACKET - mounting	1
2	C 17161	BRACE - rear	1
3	C 17162	BRACKET - weight mounting.	1
4	113- 417	BOLT - 1/2 x 1-1/4" NC hex, zinc plated	6
5	195- 533	WASHER - 1/2" zinc plated	8
6	25- 108	NUT - 1/2" NC hex, zinc plated	8
7	192- 23	LOCKWASHER - 1/2"	8

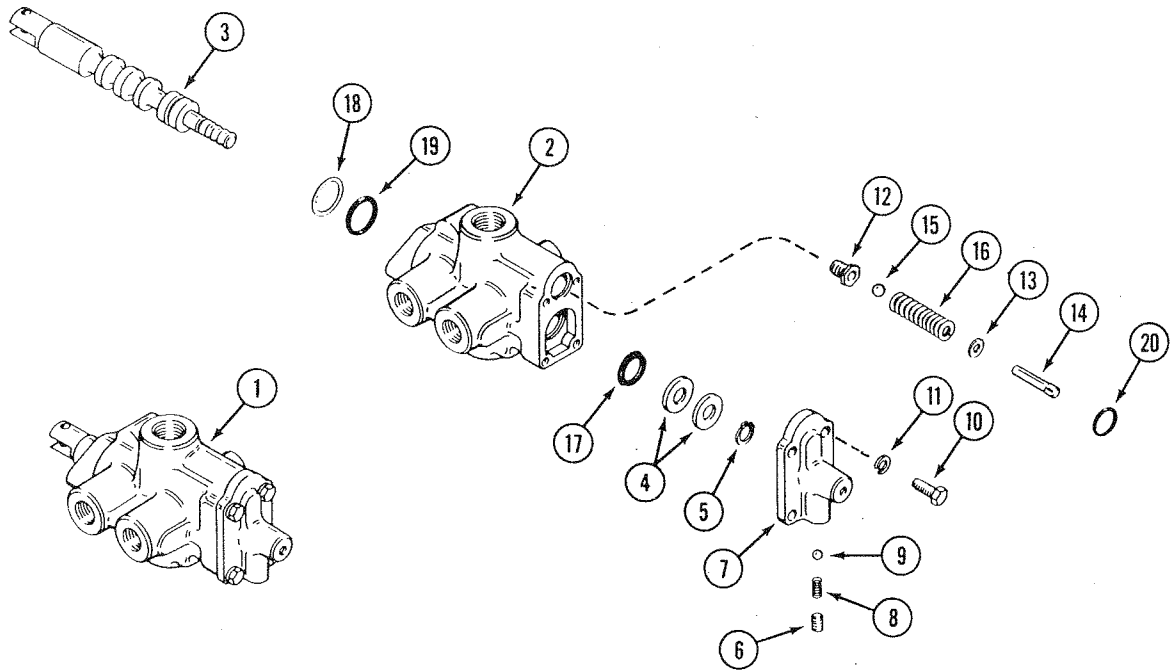
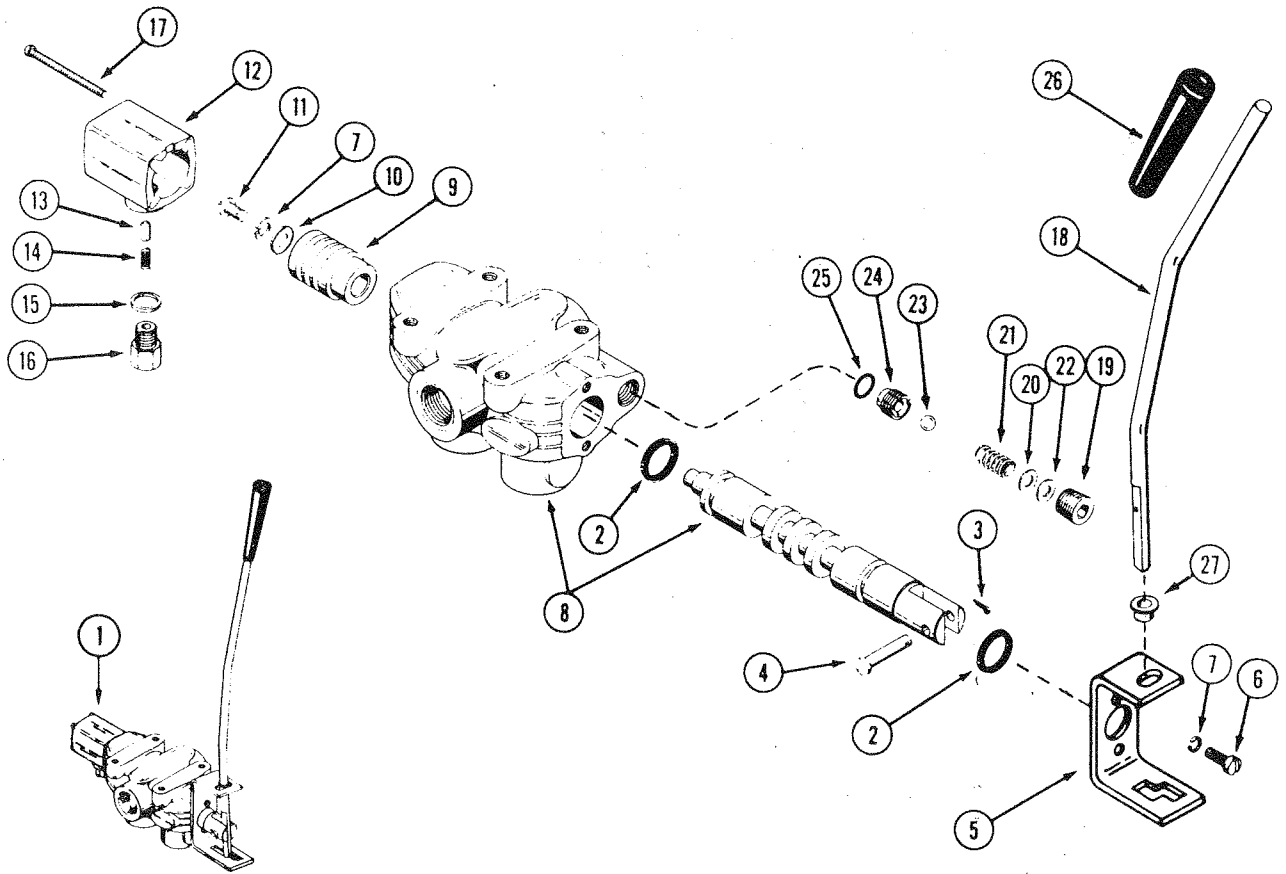
MODEL H13 WEIGHT BOX

1	C 17859	FRAME - weight box	1
2	C 17863	BOX - weight	1
3	C 17860	SUPPORT - weight box	1
4	C 17636	PLATE - hitch	1
5	111- 371	BOLT - 3/8" x 1" round head, square neck	3
6	113- 207	BOLT - 3/8" x 1" NC hex	4
7	129- 103	NUT - 3/8" NC hex	7
8	192- 21	LOCKWASHER - 3/8"	7
9	195- 525	WASHER - 3/8"	7



J17, K17 AND L17 HYDRAULIC PTO KIT

REF.	PART NO.	DESCRIPTION	REQ'D
1	C 18281	VALVE - PTO control (J17, L17)	1
2	218- 457	FITTING - straight 3/4" NPT x 5/8" tube.	1
3	218- 494	FITTING - elbow 90° 3/4" NPT x 5/8" tube	1
4	218- 927	FITTING - elbow 90° 1/2" NPT x 1/2" female NPSM swivel	2
5	C 23337	BRACKET - valve mounting	1
6	113- 206	BOLT - 3/8" hex NC x 3/4"	4
7	192- 21	LOCKWASHER - 3/8"	4
8	C 23888	TUBE - PTO valve to travel control valve (J17, K17)	1
8	C 25343	TUBE - PTO valve to travel control valve (L17)	1
9	C 25344	TUBE - pump to PTO valve (L17)	1
9	C 23962	TUBE - pump to PTO valve (J17, K17).	1
10	218- 5232	FITTING - 90° swivel elbow 3/4" x 3/4" flare 3/4" NPT x 5/8" tube	1
11	113- 103	BOLT - 5/16" x 1" NC hex	3
12	195- 521	WASHER - 5/16"	3
13	192- 20	LOCKWASHER - 5/16"	3
14	NSS	VALVE - control (K17) (use C18281)	1

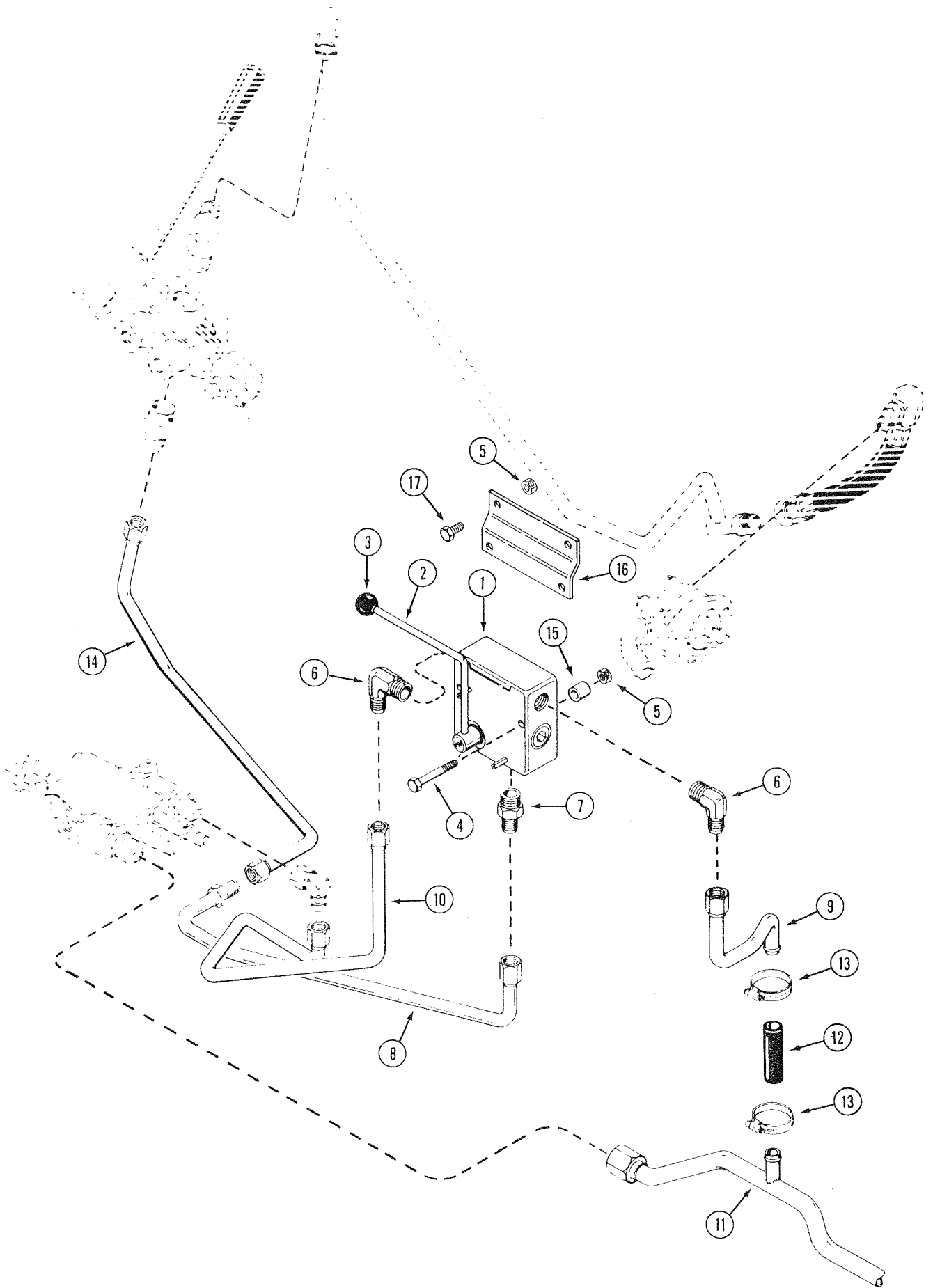


J17 AND L17 HYDRAULIC PTO VALVE J17, K17 AND L17 LEVER ASSEMBLY

REF.	PART NO.	DESCRIPTION	REQ'D
1	C 18281	VALVE - control	1
2	C 11891	SEAL - U-cup	2
3	132- 5	PIN - cotter 1/16" x 1/2"	1
4	36627	PIN - handle	1
5	C 19422	BRACKET - handle	1
6	71- 410	SCREW - 1/4" x 5/8" NC fillister head	2
7	36628	LOCKWASHER - 1/4"	3
8	NSS	BODY AND SPOOL ASSEMBLY (use C18281 valve)	1
9	C 11895	ADAPTER - spool	1
10	195- 102	WASHER - plain 1/4"	1
11	75- 48	SCREW - 1/4" x 1/2" rd. hd. machine	1
12	C 11893	BONNET - detent	1
13	C 11901	PIN - detent	1
14	C 11892	SPRING - detent	1
15	C 11886	WASHER - detent spring	1
16	C 11887	CAP - detent	1
17	169- 88	SCREW - bonnet #8-32 x 2" fillister head	4
18	C 19423	LEVER - valve	1
19	221- 1842	PLUG - relief 3/8" NPT	1
20	D 39712	SHIM - .010" thick	UAR
21	T 40189	SPRING - relief	1
22	A 55894	SHIM - .020" thick	UAR
23	211- 11	BALL - relief 3/8"	1
24	C 18417	SEAT - relief	1
25	A 27891	"O" RING - relief seat	1
26	A 37247	KNOB - hand throttle	1
27	C 26266	BUSHING - nylon	1

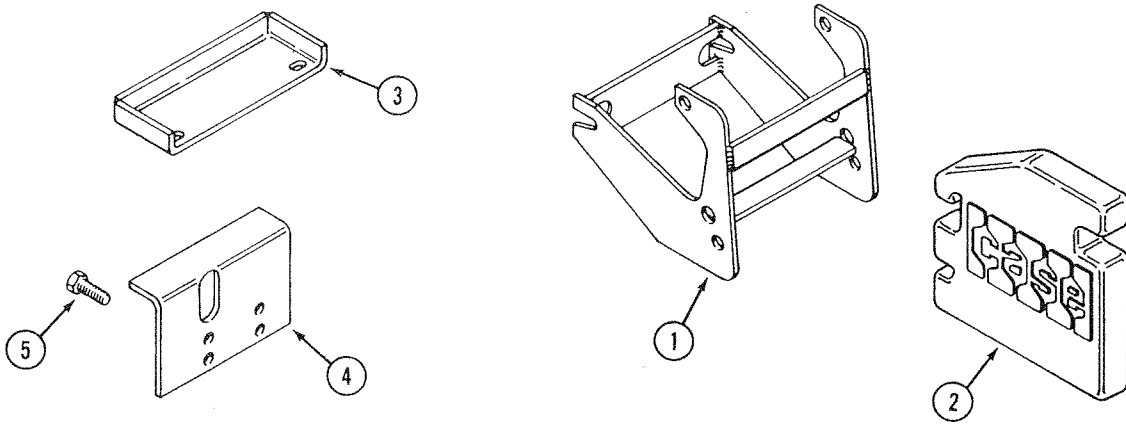
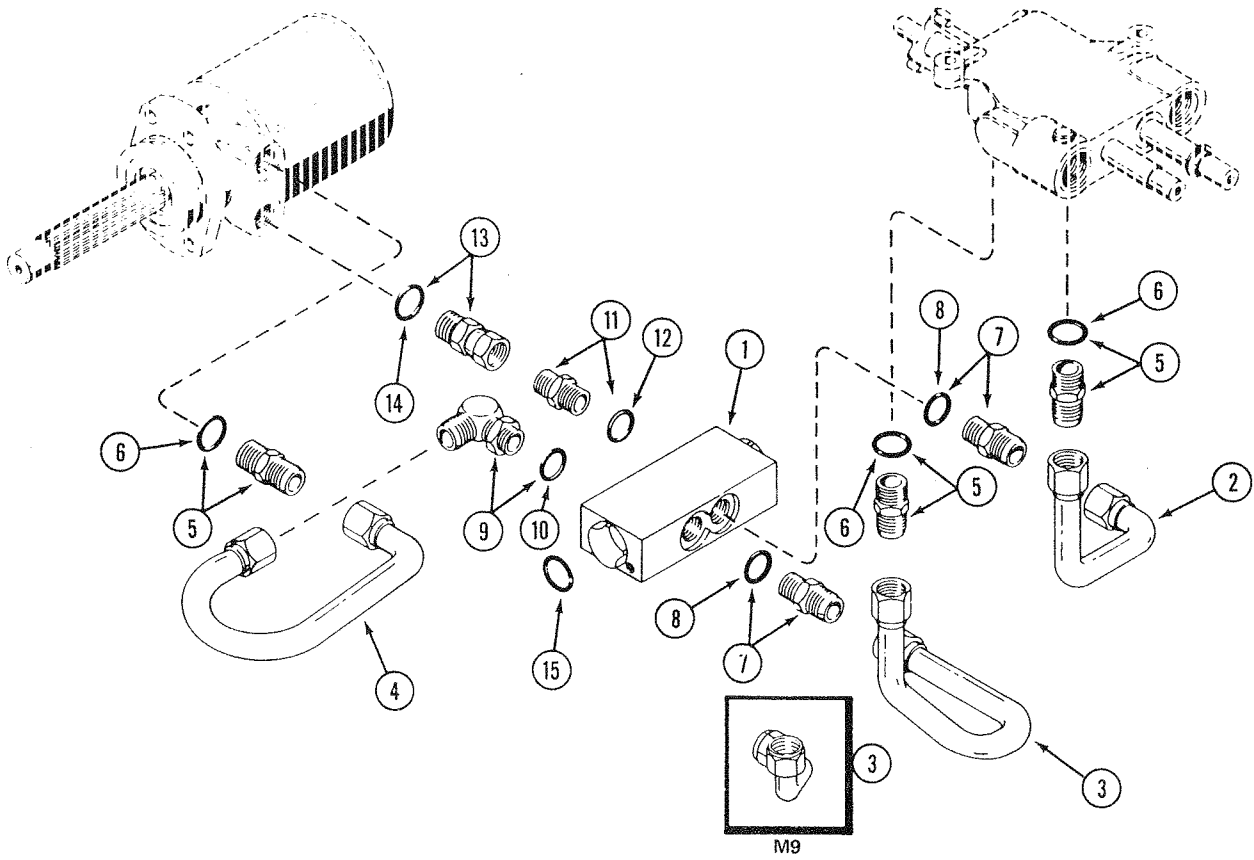
K-17 HYDRAULIC PTO VALVE

1	NSS	VALVE - control (use C18281 valve)	1
2	NSS	BODY - valve (order C18281 valve)	1
3	NSS	SPOOL - valve (order C18281 valve)	1
4	195- 533	WASHER - spool	2
5	H 202416	RETAINER - spool	1
6	173- 38	SCREW - set	1
7	NSS	COVER - detent and relief	1
8	NSS	SPRING - detent	1
9	211- 7	BALL - detent, 1/4" steel	1
10	113- 3	BOLT - 1/4" - 20 x 3/4" hex	4
11	192- 19	LOCKWASHER - 1/4"	4
12	H 35592	SEAT - relief	1
13	NSS	SHIM - pressure adjust	1
14	NSS	PIN - limit	1
15	211- 103	BALL - relief, 5/16" steel	1
16	NSS	SPRING - relief	1
17	NSS	V-PACKING	1
18	NSS	WASHER - backup	1
19	L 32176	"O" RING	1
20	A 15888	"O" RING	1



MODEL L19 AND M19 FLOW CONTROL VALVE KIT

REF.	PART NO.	DESCRIPTION	REQ'D
1	C 23618	VALVE - flow control	1
	A 27365	"O" RING - shaft 3/4" x 15/16"	2
	F 62023	RING - retaining - shaft .867 I.D.	2
2	C 18720	LEVER - valve	1
3	A 61683	KNOB - lever	1
4	113- 12	BOLT - 1/4" x 2-1/2" NC hex (L19)	2
4	113- 15	BOLT - 1/4" - 20 x 2-1/4" NC hex (M19)	2
5	131- 1180	NUT - lock 1/4" NC hex	4
6	218- 485	FITTING - elbow 90° 1/2" NPT	2
7	218- 445	FITTING - straight 1/2" NPT	1
8	C 25390	TUBE - flow control valve to tube	1
9	C 23407	TUBE - bypass to return line	1
10	C 23600	TUBE - valve to tractor valve	1
11	C 26181	TUBE - heat exchanger	1
12	C 18721	HOSE - return	1
13	214- 254	CLAMP - hose	2
14	C 25392	TUBE - PTO valve to tube (M19)	1
14	C 23879	TUBE - PTO valve to tube (L19)	1
15	C 21592	SPACER - (L19)	2
16	C 25391	BRACKET - mounting (M19)	1
17	113- 2	BOLT - 1/4" - 20 x 5/8" NC hex (M19)	2
	C 18719	DECAL - valve, "slow - fast" (English)	1
	321- 4699	DECAL - valve, "slow - fast" (French)	1

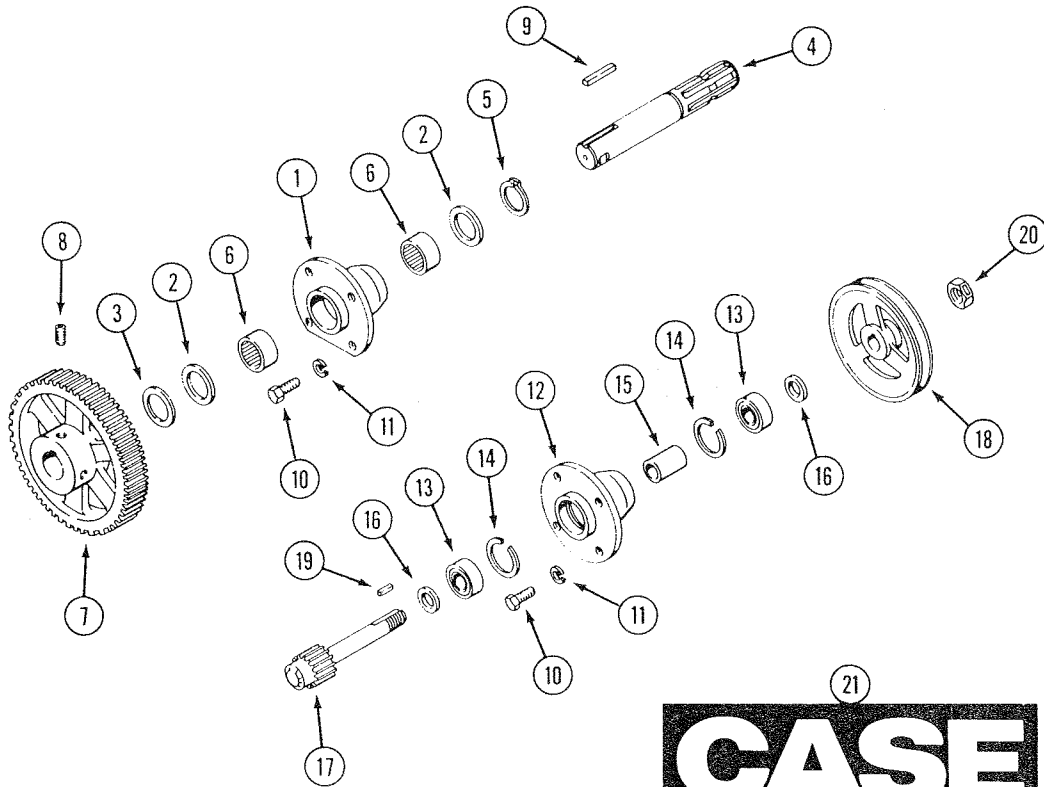
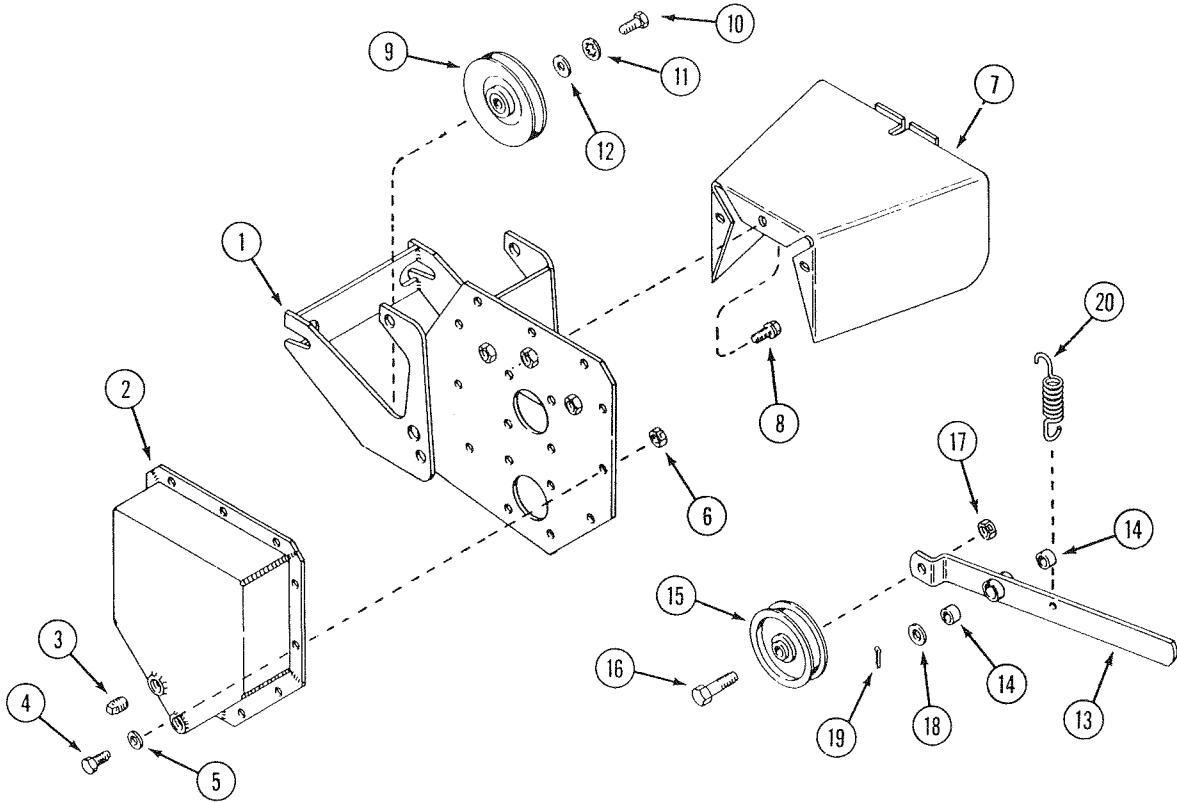


L7 HOLDING VALVE (220, 222 AND 224 ALL)
 L9 HOLDING VALVE (444 BEFORE S/N 9766840)
 M9 HOLDING VALVE (444 S/N 9766840 AND AFTER)

REF.	PART NO.	DESCRIPTION	REQ'D
1	C 24995	VALVE - holding (includes "O" ring)	1
2	C 24990	TUBE - valve to valve (L-7)	1
2	C 24992	TUBE - valve to valve (L-9)	1
2	C 25341	TUBE - valve to valve (M9)	1
3	C 25342	TUBE - valve to valve (M9)	1
3	C 24991	TUBE - valve to valve (L-7)	1
3	C 24993	TUBE - valve to valve (L-9)	1
4	C 24994	TUBE - valve to motor	1
5	218- 5062	CONNECTOR - straight, male	3
6	218- 5007	"O" RING	1
7	218- 5066	CONNECTOR - straight, male	2
8	218- 5006	"O" RING	1
9	218- 5117	ELBOW - adjustable	1
10	218- 5006	"O" RING	1
11	218- 5404	CONNECTOR - straight, male	1
12	218- 5006	"O" RING	1
13	218- 5251	CONNECTOR - straight, male/female swivel	1
14	218- 5007	"O" RING	1
15	A 7623	"O" RING - end caps	2

L11 WEIGHT KIT

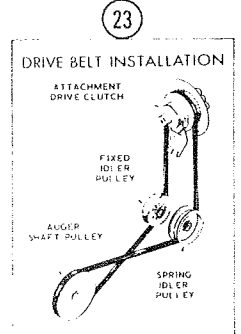
1	C 25572	BRACKET - mounting, front	1
2	C 25574	WEIGHT - 40 lb. (18 kg)	4
3	C 25791	BRACKET - mounting, rear, upper	1
4	C 25792	BRACKET - mounting, rear, lower	1
5	113- 417	BOLT - 1/2" - 13 x 1-1/4" hex	2



CASE

22 **WARNING**

ROTATING MACHINE PARTS
STAY CLEAR, KEEP
SHIELDS INSTALLED TO HELP
PROTECT FROM CLOTHING
ENTANGLEMENT AND INJURY.



L29 PTO MOUNTING FRAME, SHIELD, IDLERS AND GEAR COVER

REF.	PART NO.	DESCRIPTION	REQ'D
1	C 25800	FRAME - mounting	1
2	C 25815	COVER - gear.	1
3	221- 844	PLUG - oil 1/2"	1
3	221- 843	PLUG - oil 3/8"	2
4	113- 3	BOLT - 1/4" - 20 x 3/4" hex	9
5	195- 521	WASHER - 5/16"	9
6	131- 1180	NUT - 1/4" - 20 hex.	9
7	C 25817	SHIELD - PTO	1
8	121- 106	BOLT - 5/16" - 18 x 1/2", special	3
9	C 25370	PULLEY - "V" groove	1
10	113- 206	BOLT - 3/8" - 16 x 3/4"	1
11	193- 68	LOCK WASHER - special.	1
12	195- 103	WASHER - 3/8"	1
13	C 25822	ARM - idler	1
14	R 30880	BUSHING - sleeve	2
15	C 26090	PULLEY - flat idler	1
16	113- 412	BOLT - 1/2" - 13 x 1-3/4" hex	1
17	131- 165	NUT - 1/2" lock, hex.	1
18	195- 541	WASHER - 5/8"	1
19	132- 318	PIN - cotter 5/32" x 1"	1
20	C 16870	SPRING - tension.	1

L29 SPINDLES, DECALS AND BELT

1	C 25806	HOUSING - PTO shaft	1
2	C 25807	WASHER - thrust	2
3	195- 2131	WASHER - spacer.	1
4	C 25808	SHAFT - spline.	1
5	A 7409	RING - retainer.	1
6	C 25828	BEARING - roller.	2
7	C 25814	GEAR - driven	1
8	83- 68	SET SCREW - 3/8"	2
9	B 18323	KEY - 5/16" x 2"	1
10	113- 206	BOLT - 3/8" - 16 x 3/4" hex	8
11	192- 21	LOCK WASHER - 3/8"	8
12	C 17666	HOUSING - spindle	1
13	A 70280	BEARING	2
14	C 16516	RING - retaining.	2
15	C 10810	SPACER - bearing.	1
16	C 25541	WASHER - spacer.	2
17	C 25810	SPINDLE - input	1
18	C 25813	PULLEY - spindle.	1
19	H 61168	KEY - 3/16" square x 7/8"	1
20	131- 1331	NUT - 3/4" - 16 lock, hex.	1
21	321- 6379	DECAL - "Case"	1
22	321- 3710	DECAL - "Warning" (English)	1
22	321- 6647	DECAL - "Warning" (French)	1
23	321- 4745	DECAL - drive belt (French)	1
23	C 17462	DECAL - drive belt (English)	1
	C 23539	BELT - drive (444, 446, 448)	1
	C 23538	BELT - drive (210, 220, 222, 224)	1

NUMERICAL INDEX

PART NO.	PAGE NO.	REF. NO.	PART NO.	PAGE NO.	REF. NO.	PART NO.	PAGE NO.	REF. NO.			
	10923	71	11	A	70112	55	21	C	13211	49	9
	33686	71	4	A	70112	57	19	C	13241	49	5
	36627	91	4	A	70112	57B	21	C	13241	51	5
	36628	91	7	A	70185	45	8	C	13266	49	8
	40035	11	20	A	70280	97	13	C	13266	51	7
	40035	13	20	A	72077	27	3	C	13360	47	1
	40035	15	20	A	72099	27	5	C	13385	49	6
	40035	17	28	B	18323	97	9	C	13385	51	6
	40035	19	28	B	52118	81	12	C	13605	41	23
	40035	21	28	B	52144	49	15	C	13605	41	23
	49485	29	24	B	52144	51	15	C	13716	41	6
A	7409	97	5	C	10314	45	2	C	14168	49	23
A	7623	79	35	C	10372	5	8	C	14168	51	23
A	7623	83	11	C	10372	23	13	C	14200	43	6
A	7623	95	15	C	10657	25	14	C	14201	43	7
A	7982	59	4	C	10678	25	3	C	14222	49	39
A	7982	59B	4	C	10810	97	15	C	14222	51	39
A	7982	59D	4	C	10836	69	29	C	14223	49	37
A	15888	91	20	C	10898	85	4	C	14223	51	37
A	21075	55	15	C	11529	25	18	C	14304	69	7
A	21075	57	9	C	11886	91	15	C	14399	17	26
A	24509	65	16	C	11887	91	16	C	14399	19	26
A	24509	67	16	C	11891	91	2	C	14399	21	26
A	25213	71	2	C	11892	91	14	C	14457	85	2
A	27251	65	25	C	11893	91	12	C	14459	85	5
A	27251	67	25	C	11895	91	9	C	14506	29	4
A	27365	17	39	C	11901	91	13	C	14525	47	14
A	27365	19	39	C	11906	41	5	C	14534	39	12
A	27365	93		C	12093	61	2	C	14537	65	8
A	27891	91	25	C	12093	79	12	C	14537	67	8
A	30064	45	10	C	12102	41	22	C	14553	65	17
A	30095	53	34	C	12102	41	22	C	14565	65	4
A	30338	81	13	C	12110	45	5	C	14565	67	4
A	30881	41	10	C	12224	29	2	C	14568	83	2
A	30881	41	11	C	12551	49	25	C	14568	85	14
A	30971	79	36	C	12551	51	25	C	14644	49	24
A	30971	83	12	C	12552	49	26	C	14644	51	24
A	34046	71	7	C	12552	51	26	C	14655	53	35
A	35690	57	8	C	12713	49	2	C	14655	61	
A	37247	31	1	C	12713	51	2	C	14690	25	20
A	37247	61	1	C	12718	49	36	C	14692	83	9
A	37247	79	11	C	12718	51	36	C	14703	81	16
A	37247	91	26	C	12723	49	10	C	14709	81	17
A	39519	31	8	C	12725	49	21	C	14710	81	18
A	40855	71	3	C	12725	51	21	C	14712	81	
A	41264	69	6	C	12975	41	9	C	14715	81	8
A	50096	49	18	C	12975	41	10	C	14717	81	15
A	50096	51	18	C	12975	43	20	C	14722	81	3
A	50773	55	16	C	13106	41	7	C	14724	81	4
A	50773	57B	16	C	13106	41	8	C	14725	81	14
A	55894	91	22	C	13106	43		C	14728	39	22
A	60273	59	1	C	13106	45		C	14729	35	17
A	60273	59B	1	C	13106	47		C	14729	37	17
A	60273	59D	1	C	13106	79		C	14730	35	17
A	61683	93	3	C	13196	49	16	C	14730	37	17
A	62079	25	15	C	13196	51	16	C	14827	61	4
A	70062	45	11	C	13197	49	17	C	14828	61	7
A	70090	5	7	C	13197	51	17	C	14829	61	8

NUMERICAL INDEX

PART NO.	PAGE NO.	REF. NO.	PART NO.	PAGE NO.	REF. NO.	PART NO.	PAGE NO.	REF. NO.			
C	14830	61	9	C	16429	39	7	C	17732	79	33
C	14831	61	10	C	16444	39	15	C	17734	79	29
C	14836	61	15	C	16445	39	15	C	17859	87	1
C	14837	61	5	C	16446	39	16	C	17860	87	3
C	14838	61	16	C	16447	39	16	C	17863	87	2
C	14872	83	1	C	16516	61	1	C	17898	53	25
C	14906	17	44	C	16516	97	14	C	18014	43	2
C	14906	19	44	C	16581	87	1	C	18017	43	21
C	14906	21	44	C	16616	33	1	C	18092	61	15
C	14906	31	11	C	16687	53	24	C	18097	11	24
C	14953	17	38	C	16697	53	35	C	18097	13	24
C	14953	19	38	C	16697	61		C	18097	15	24
C	14970	79	34	C	16699	49	11	C	18097	17	34
C	14970	83	10	C	16699	51	11	C	18097	19	34
C	14976	81	3	C	16700	49	13	C	18097	21	34
C	14991	81	9	C	16700	51	13	C	18098	29	14
C	15036	55	21	C	16744	49	3	C	18099	29	30
C	15036	57B	21	C	16786	33	12	C	18101	11	18
C	15096	43	16	C	16793	53	11	C	18110	61	10
C	15335	53	1	C	16794	53	10	C	18113	65	14
C	15515	33	6	C	16794	53	10	C	18113	67	14
C	15557	33	10	C	16870	97	20	C	18147	45	7
C	15564	47	11	C	16945	43	1	C	18150	35	14
C	15718	33	3	C	17066	39	20	C	18153	35	8
C	15724	57B	17	C	17067	47	13	C	18153	37	8
C	15724	57B	18	C	17152	39	14	C	18197	65	13
C	15726	53	6	C	17161	87	2	C	18197	67	13
C	15731	55	4	C	17162	87	3	C	18197	67	13
C	15731	57B	4	C	17216	39	19	C	18251	79	3
C	15732	55	5	C	17224	79	28	C	18274	25	5
C	15732	57B	5	C	17249	47	6	C	18274	25	16
C	15732	57B	5	C	17249	79	6	C	18281	89	1
C	15733	55	6	C	17250	47	7	C	18281	91	1
C	15733	57B	6	C	17250	79	7	C	18382	61	6
C	15734	55	7	C	17250	79	7	C	18389	65	9
C	15734	57B	7	C	17281	47	3	C	18389	67	9
C	15735	55	8	C	17298	53	6	C	18417	91	24
C	15735	57B	8	C	17298	57B	17	C	18711	43	12
C	15737	55	10	C	17300	57B	18	C	18719	93	
C	15737	57B	10	C	17433	59	8	C	18720	93	2
C	15738	55	11	C	17433	59B	8	C	18721	93	12
C	15738	57B	11	C	17433	59D	8	C	18721	93	12
C	15739	55	12	C	17435	59	9	C	18733	35	5
C	15739	57B	12	C	17435	59B	9	C	18733	37	5
C	15740	55	13	C	17435	59D	9	C	18742	61	6
C	15740	57B	13	C	17438	59	17	C	18742	79	18
C	16128	81	20	C	17438	59	17	C	18777	41	2
C	16133	79	31	C	17438	59B	17	C	18779	41	3
C	16163	79	10	C	17438	59D	17	C	18793	29	3
C	16164	45	6	C	17443	59D	31	C	18797	53	21
C	16200	43	4	C	17443	59D	31	C	18808	79	1
C	16339	49	22	C	17444	59	19	C	18809	47	1
C	16361	35	27	C	17444	59B	19	C	18811	47	4
C	16361	37	27	C	17444	59D	19	C	18812	41	1
C	16362	35	9	C	17444	59D	19	C	18813	41	1
C	16362	37	9	C	17462	97	23	C	18814	17	43
C	16373	35	11	C	17636	87	4	C	18814	19	43
C	16373	37	11	C	17666	97	12	C	18814	21	43
C	16393	39	17	C	17717	29	1	C	18847	59B	35
				C	17718	29	2	C	18851	59	

NUMERICAL INDEX

PART NO.	PAGE NO.	REF. NO.	PART NO.	PAGE NO.	REF. NO.	PART NO.	PAGE NO.	REF. NO.			
C	18851	59B	C	21530	41	21	C	23538	97		
C	18890	35	14	C	21592	93	15	C	23539	97	
C	19025	61	8	C	21814	17	1	C	23600	93	10
C	19025	79	20	C	21814	19	1	C	23618	93	1
C	19037	61		C	21814	21	12	C	23624	33	19
C	19039	61	3	C	21857	45	9	C	23625	33	14
C	19040	61	2	C	21872	45	1	C	23627	33	18
C	19041	61	14	C	21989	65	12	C	23630	33	13
C	19104	79	32	C	21989	67	12	C	23677	33	2
C	19207	57B	9	C	22023	35	4	C	23707	85	15
C	19207	57B	15	C	22023	37	4	C	23740	33	8
C	19212	61	17	C	22218	85	1	C	23858	23	1
C	19378	65	7	C	22278	41	5	C	23860	23	8
C	19417	39	6	C	22278	41	12	C	23860	25	2
C	19422	91	5	C	22568	41	19	C	23879	93	14
C	19423	91	18	C	22568	41	19	C	23883	45	16
C	19469	83	8	C	22571	65	18	C	23888	89	8
C	19476	83	7	C	22571	67	18	C	23899	45	14
C	19481	81	2	C	22571	69		C	23909	45	10
C	19521	69		C	22573	69	8	C	23910	45	11
C	19661	79	1	C	22637	49	14	C	23962	89	9
C	19740	81	1	C	22637	51	14	C	24069	69	23
C	19740	81	1	C	22638	49	12	C	24070	57	7
C	19767	31	15	C	22638	51	12	C	24071	57	7
C	19867	31	12	C	22699	17	23	C	24098	43	18
C	20036	31	7	C	22699	19	23	C	24135	71	10
C	20041	31	14	C	22699	21	23	C	24137	35	12
C	20053	31	20	C	22747	5	2	C	24137	37	12
C	20093	31	5	C	22769	53	12	C	24139	17	7
C	20455	57	15	C	22775	35	2	C	24141	19	7
C	20456	57	1	C	22775	37	2	C	24143	21	7
C	20460	57	4	C	22819	5	12	C	24290	17	31
C	20461	57	5	C	22860	5	14	C	24290	19	31
C	20462	57	6	C	22874	55	6	C	24290	21	31
C	20464	57	12	C	22889	5	10	C	24301	65	24
C	21504	59		C	22894	55	1	C	24301	67	24
C	21504	59B		C	22903	55	5	C	24334	57	
C	21505	59	15	C	22992	41	13	C	24408	25	1
C	21505	59B	15	C	22992	41	13	C	24408	27	
C	21505	59D	15	C	23002	65	11	C	24433	45	3
C	21506	59	22	C	23002	67	11	C	24435	45	1
C	21506	59B	22	C	23010	65	15	C	24438	45	9
C	21506	59D	22	C	23010	67	15	C	24447	81	
C	21507	59	7	C	23012	69	2	C	24490	21	1
C	21507	59B	7	C	23033	33	11	C	24491	21	38
C	21507	59D	7	C	23049	25	1	C	24495	21	11
C	21508	59	24	C	23049	27		C	24652	27	3
C	21509	59	23	C	23126	29	26	C	24731	61	
C	21510	59	25	C	23135	13	18	C	24743	33	16
C	21511	59		C	23135	15	18	C	24761	45	15
C	21511	59B		C	23245	33	9	C	24771	35	1
C	21518	61	5	C	23326	53	19	C	24792	31	3
C	21518	79	15	C	23330	69	1	C	24795	45	22
C	21526	41	18	C	23337	89	5	C	24796	45	22
C	21526	41	18	C	23407	93	9	C	24800	65	21
C	21527	41	16	C	23527	25	12	C	24800	67	21
C	21527	41	17	C	23527	35	3	C	24802	51	22
C	21529	41	21	C	23527	37	3	C	24803	51	4

NUMERICAL INDEX

PART NO.	PAGE NO.	REF. NO.	PART NO.	PAGE NO.	REF. NO.	PART NO.	PAGE NO.	REF. NO.			
C	24804	51	3	C	25207	55	17	C	25810	97	17
C	24813	65	6	C	25207	57	16	C	25813	97	18
C	24813	67	6	C	25208	53	6	C	25814	97	7
C	24814	65	5	C	25208	55	17	C	25815	97	2
C	24814	67	5	C	25237	53	16	C	25817	97	7
C	24815	65	2	C	25254	49	38	C	25822	97	13
C	24815	67	2	C	25254	51	38	C	25828	97	6
C	24816	65	3	C	25258	49	40	C	25855	41	24
C	24816	67	3	C	25258	51	40	C	25856	41	24
C	24818	53	15	C	25297	39	16	C	25857	41	25
C	24820	35	21	C	25298	39	16	C	25857	41	25
C	24820	37	21	C	25303	39	15	C	26021	45	7
C	24821	35	20	C	25304	39	15	C	26028	39	23
C	24821	37	20	C	25305	45	22	C	26029	39	24
C	24822	35	25	C	25306	45	22	C	26058	5	13
C	24822	37	25	C	25307	35	1	C	26062	5	9
C	24827	53	20	C	25317	37	14	C	26063	5	
C	24843	51		C	25318	37	14	C	26066	39	1
C	24851	25	8	C	25333	53	24	C	26090	97	15
C	24861	55	3	C	25334	53	25	C	26098	55	3
C	24861	57B	3	C	25338	17		C	26181	93	11
C	24862	55		C	25338	19		C	26182	53	23
C	24863	55		C	25338	21		C	26185	79	24
C	24864	55		C	25338	65	33	C	26188	79	25
C	24865	55		C	25338	67	31	C	26190	15	15
C	24872	31	3	C	25341	95	2	C	26205	41	2
C	24879	25	6	C	25342	95	3	C	26206	41	3
C	24880	63		C	25343	89	8	C	26214	39	8
C	24884	7	21	C	25344	89	9	C	26215	39	8
C	24884	7	44	C	25368	83	4	C	26264	31	25
C	24884	9	21	C	25369	83	3	C	26265	31	24
C	24886	63	19	C	25370	97	9	C	26266	31	13
C	24887	23	9	C	25371	85	2	C	26266	31	26
C	24887	25	13	C	25382	85	8	C	26266	91	27
C	24889	63	1	C	25390	93	8	C	26278	53	7
C	24889	65	19	C	25391	93	16	C	26278	57B	1
C	24889	67	19	C	25392	93	14	C	26282	15	6
C	24890	63	10	C	25486	65	32	C	26283	15	15
C	24891	63	11	C	25486	67	7	C	26284	15	15
C	24892	63	16	C	25541	97	16	C	26285	15	15
C	24896	65	30	C	25556	55	8	C	26325	43	2
C	24898	65	1	C	25563	67	30	C	26326	43	4
C	24990	95	2	C	25564	67	1	C	26346	33	24
C	24991	95	3	C	25572	95	1	C	26353	33	7
C	24992	95	2	C	25574	95	2	C	26361	13	15
C	24993	95	3	C	25595	61	4	C	26381	45	2
C	24994	95	4	C	25595	79	16	C	26382	59B	32
C	24995	95	1	C	25603	29	1	C	26421	11	25
C	25013	31	22	C	25605	29	3	C	26421	13	25
C	25020	29	22	C	25787	43	23	C	26421	15	25
C	25022	45	4	C	25788	43	22	C	26421	17	36
C	25043	7	25	C	25788	43	22	C	26421	17	36
C	25043	7	48	C	25789	85	5	C	26421	19	36
C	25043	9	25	C	25791	95	3	C	26421	21	36
C	25054	15	22	C	25792	95	4	C	26422	27	10
C	25177	49	45	C	25800	97	1	C	26506	37	25
C	25177	51	9	C	25806	97	1	C	26509	11	6
C	25207	53	6	C	25807	97	2	C	26510	11	15
C				C	25808	97	4	C	26511	11	15

NUMERICAL INDEX

PART NO.	PAGE NO.	REF. NO.	PART NO.	PAGE NO.	REF. NO.	PART NO.	PAGE NO.	REF. NO.			
C	26512	11	15	D	86557	59D	14	KO	231032	9	5
C	26513	11	15	D	86558	59	13	KO	231032	23	2
C	26514	13	6	D	86558	59B	13	KO	231281	65	22
C	26515	13	15	D	86558	59D	13	KO	231281	67	22
C	26516	13	15	D	86559	59	12	KO	235003	11	11
C	26517	13	15	D	86559	59B	12	KO	235003	13	11
C	26518	23	7	D	86559	59D	12	KO	235003	15	11
C	26518	71	6	D	86560	59	18	KO	235004	11	7
C	26663	59	26	D	86560	59B	18	KO	235004	13	7
C	26663	59B	26	D	86560	59D	18	KO	235004	15	7
C	26663	59D	26	E	78369	29	36	KO	235007-S	7	17
C	26664	59	29	F	7232	51	8	KO	235007-S	7	40
C	26664	59B	29	F	9883	57	1	KO	235007-S	9	17
C	26664	59D	24	F	9883	57B	1	KO	235007-S	17	10
C	26665	59	28	F	19892	27	16	KO	235007-S	19	10
C	26665	59B	28	F	53109	55	2	KO	235007-S	21	10
C	26665	59D	23	F	53109	57B	2	KO	235008	7	15
C	26666	59	30	F	62023	93		KO	235008	7	38
C	26666	59B	30	F	62075	21	50	KO	235010	7	19
C	26666	59D	25	H	26492	11	21	KO	235010	7	42
C	26667	59B	33	H	26492	13	21	KO	235011	7	18
C	26668	59	11	H	26492	15	21	KO	235011	7	41
C	26668	59B	11	H	26492	53	5	KO	235011	9	18
C	26668	59D	11	H	35592	91	12	KO	235025	17	16
C	26703	5	5	H	43034	29	16	KO	235025	19	16
C	26938	37	1	H	89524	57	2	KO	235025	21	16
C	26940	37	1	H	89524	57B	2	KO	235025	23	3
C	26985	25	1	H	89540	57	5	KO	235026	17	17
C	27215	59D		H	89540	57B	5	KO	235026	19	17
C	27217	79	26	H	202325	31	28	KO	235047	7	9
C	27217	59D		H	202416	91	5	KO	235047	9	9
C	27219	59D	29	H	218347	57	7	KO	235048	7	6
C	27219	59D	29	H	218347	57B	7	KO	235048	9	6
C	27274	29	28	H	218354	57	10	KO	235048	23	11
C	27276	27	8	H	218354	57B	10	KO	235053	7	27
C	27278	27	11	H	218362	57	8	KO	235053	7	50
C	27279	17	21	H	218362	57B	8	KO	235053	9	28
C	27279	19	21	H	233346	13	23	KO	235057	23	14
C	27279	21	24	H	233346	11	23	KO	235070	17	29
C	27440	71	11	H	233346	15	23	KO	235070	19	29
C	27509	65	31	H	233346	97	19	KO	235070	21	29
C	27509	67	10	H	315176	5	15	KO	235070	23	5
C	27755	45	8	H	755413	57	14	KO	235084	29	19
D	22988	29	4	H	755413	57B	14	KO	235085	29	18
D	31945	49	4	KO	200380	27	1	KO	235086	29	17
D	39712	91	20	KO	200383	27	4	KO	235117	7	8
D	55911	53	14	KO	230011	7	20	KO	235117	9	8
D	58188	57	11	KO	230011	7	43	KO	235118	7	7
D	58189	57	14	KO	230020	9	20	KO	235118	9	7
D	58196	57	9	KO	230170	7	16	KO	235125-S	17	11
D	59705	39	9	KO	230170	7	39	KO	235125-S	19	11
D	60857	61	13	KO	230170	9	16	KO	235125-S	29	29
D	70115	71	1	KO	230170	17	9	KO	235168	9	19
D	71234	61	11	KO	230170	19	9	KO	235277	29	23
D	71235	61	12	KO	230170	21	9	KO	235287	11	2
D	72853	61	8	KO	230722	65	27	KO	235288	11	16
D	86557	59	14	KO	230722	67	27	KO	235289	11	16
D	86557	59B	14	KO	231032	7	5	KO	235290	11	16

NUMERICAL INDEX

PART NO.	PAGE NO.	REF. NO.	PART NO.	PAGE NO.	REF. NO.	PART NO.	PAGE NO.	REF. NO.			
KO	235353	17	20	KO	275067	9	27	V	34427	67	20
KO	235353	19	20	KO	275143	7	4	V	34433	65	26
KO	235353	21	20	KO	275143	9	4	V	34433	67	26
KO	235353	23	4	KO	275144	7	11	V	34435	65	23
KO	235448	27	9	KO	275144	9	11	V	34435	67	23
KO	235476	29	25	KO	275144	23	12	V	35060	71	5
KO	235496	29	12	KO	275182	71	4				
KO	235582	9	15	KO	275220	7	3				
KO	235631	7	10	KO	275220	9	3				
KO	235631	9	10	KO	275231	27	5				
KO	235652	25	5	KO	275341	5	6				
KO	235748	17	42	KO	275341	23	10	22-	58	69	25
KO	235748	19	42	KO	275341	25	11	22-	844	85	13
KO	235748	21	42	KO	275690	29	15	25-	108	87	6
KO	235757	17	29	KOA	235139	11	10	28-	662	61	16
KO	235757	19	29	KOA	236919	29	34	28-	680	49	34
KO	235757	21	29	KOA	237344	13	10	28-	680	51	34
KO	235757	23	5	KOA	237344	15	10	41-	18	17	13
KO	235826	7	14	KOA	237559	29	32	41-	18	19	13
KO	235826	7	37	KOA	237653	29	8	41-	18	21	13
KO	235889	13	2	KOB	235949	13	22	61-	512	5	7
KO	235890	13	16	KOB	236364	11	22	62-	616	53	3
KO	235891	13	16	KOD	235327	7	22	71-	410	91	6
KO	235892	13	16	KOD	235327	7	45	71-	412	25	9
KO	236675	17	4	KOD	235327	9	22	75-	48	91	11
KO	236676	25	9	L	32176	91	19	83-	55	55	20
KO	236763	15	2	L	76746	53	18	83-	55	57	20
KO	236764	15	16	O	2815N	33	15	83-	55	57B	20
KO	236765	15	16	R	16287	11	19	83-	68	97	8
KO	236766	15	16	R	16287	13	19	92-	6	11	12
KO	237064	21	6	R	16287	15	19	92-	6	13	12
KO	237064	23	6	R	16287	17	27	92-	6	15	12
KO	237277	17	48	R	16287	19	27	92-	6	17	15
KO	237277	19	49	R	16287	21	27	92-	6	19	15
KO	237277	21	49	R	30880	97	14	92-	6	19	48
KO	237421	5	10	T	40189	91	21	92-	6	21	15
KO	237423	5	4	V	34346	7	28	111-	5	29	5
KO	237520	25	4	V	34346	7	51	111-	108	69	18
KO	237658	17	5	V	34346	9	26	111-	139	69	12
KO	237658	19	5	V	34381	63	2	111-	202	69	17
KO	237658	21	5	V	34382	63	9	111-	256	5	4
KO	237658	23	15	V	34383	63	6	111-	371	87	5
KO	237670	19	4	V	34384	63	4	111-	521	77	4
KO	237670	21	4	V	34386	63	12	111-	525	77	4
KO	237672	9	14	V	34386	63	12	113-	1	17	19
KO	237677	25	4	V	34387	63	13	113-	1	19	19
KO	237895	5	1	V	34388	63	15	113-	1	19	19
KO	270158	17	2	V	34391	63	17	113-	1	21	19
KO	270158	19	2	V	34392	63	3	113-	1	25	3
KO	270158	21	2	V	34416	29	31	113-	1	25	3
KO	270889	17	3	V	34418	17	12	113-	1	35	22
KO	270889	19	3	V	34418	19	12	113-	1	37	22
KO	270889	21	3	V	34418	29	27	113-	1	49	20
KO	275066	7	26	V	34421	29	35	113-	1	55	4
KO	275066	7	49	V	34421	71	3	113-	1	69	9
KO	275066	9	27	V	34422	17	32	113-	2	25	7
KO	275067	7	26	V	34427	17	32	113-	2	25	7
KO	275067	7	49	V	34427	19	32	113-	3	93	17
KO	275067	7	26	V	34427	21	32	113-	3	69	26
KO	275067	7	49	V	34427	21	32	113-	3	91	10
				V	34427	65	20	113-	3	97	4
				V	34427	65	20	113-	5	57	

HARDWARE CODE NUMBERS

NUMERICAL INDEX

PART NO.	PAGE NO.	REF. NO.	PART NO.	PAGE NO.	REF. NO.	PART NO.	PAGE NO.	REF. NO.			
113-	12	93	4	129-	17	29	7	131-	1181	79	9
113-	15	93	4	129-	37	29	20	131-	1181	79	22
113-	17	29	9	129-	37	69	15	131-	1182	77	2
113-	17	69	28	129-	101	29	11	131-	1182	77	2
113-	102	43	11	129-	101	35	24	131-	1308	45	5
113-	103	25	7	129-	101	37	24	131-	1318	35	6
113-	103	89	11	129-	101	69	11	131-	1318	37	6
113-	107	19	33	129-	102	5	6	131-	1331	97	20
113-	111	55	14	129-	102	5	16	132-	5	91	3
113-	111	57B	14	129-	102	69	19	132-	26	61	10
113-	113	35	15	129-	103	17	47	132-	26	79	13
113-	113	37	15	129-	103	19	47	132-	46	35	10
113-	118	39	4	129-	103	21	47	132-	46	37	10
113-	118	55	2	129-	103	43	26	132-	91	31	9
113-	118	81	10	129-	103	71	10	132-	91	81	6
113-	122	39	11	129-	103	87	7	132-	306	85	12
113-	206	43	13	129-	105	71	13	132-	310	31	10
113-	206	53	2	129-	105	85	10	132-	310	45	18
113-	206	89	6	129-	122	61	7	132-	310	79	4
113-	206	97	10	129-	122	79	19	132-	310	79	5
113-	206	97	10	129-	125	33	17	132-	310	81	4
113-	207	17	33	129-	143	17	46	132-	311	41	8
113-	207	21	33	129-	143	19	46	132-	311	41	9
113-	207	31	19	129-	143	21	46	132-	318	97	19
113-	207	33	22	129-	143	45	13	132-	321	45	21
113-	207	47	8	129-	148	43	8	132-	361	79	5
113-	207	79	8	129-	162	69	14	138-	59	81	19
113-	207	79	21	129-	165	41	15	138-	63	31	27
113-	207	87	6	129-	165	41	15	138-	96	31	6
113-	209	17	14	129-	166	59	27	138-	99	41	4
113-	209	19	14	129-	166	59B	27	138-	99	41	4
113-	209	21	14	129-	166	59D	27	138-	143	43	28
113-	209	71	8	129-	376	41	16	138-	308	81	5
113-	219	29	6	129-	376	41	17	138-	319	35	13
113-	241	43	25	129-	409	7	1	138-	319	37	13
113-	410	85	6	129-	409	9	1	138-	319	49	42
113-	412	97	16	129-	531	59	10	138-	319	51	42
113-	417	81	5	129-	531	59B	10	138-	2054	47	10
113-	417	85	9	129-	531	59D	10	138-	2072	61	11
113-	417	87	4	131-	165	97	17	138-	2073	45	3
113-	417	95	5	131-	176	81	11	141-	54	45	20
113-	424	35	19	131-	351	53	31	151-	544	29	5
113-	424	37	19	131-	580	11	26	164-	40	33	4
113-	424	39	4	131-	580	13	26	164-	42	47	5
113-	424	47	3	131-	580	15	26	164-	50	29	9
113-	424	49	43	131-	580	17	37	166-	32	57	15
113-	424	51	43	131-	580	19	37	166-	32	57B	15
113-	425	83	3	131-	580	21	37	166-	86	49	43
113-	427	39	3	131-	629	69	3	166-	86	53	36
113-	441	39	3	131-	911	47	15	169-	88	91	17
113-	2262	45	12	131-	1113	43	3	169-	114	59	20
121-	21	51	20	131-	1133	49	35	169-	114	59B	20
121-	106	39	13	131-	1133	51	35	169-	114	59D	20
121-	106	97	8	131-	1180	93	5	169-	114	59D	20
126-	16	43	17	131-	1180	97	6	173-	38	91	6
126-	128	49	41	131-	1181	31	16	173-	96	21	21
126-	128	51	41	131-	1181	39	21	173-	224	71	8
129-	13	69	21	131-	1181	47	9	177-	94	5	8

PART NO.	PAGE NO.	REF. NO.	PART NO.	PAGE NO.	REF. NO.	PART NO.	PAGE NO.	REF. NO.			
182-	10	69	20	193-	28	25	10	211-	7	59B	16
182-	246	53	30	193-	29	69	27	211-	7	59D	30
182-	541	17	25	193-	56	29	8	211-	7	59D	30
182-	541	19	25	193-	57	35	26	211-	9	59	6
182-	541	21	35	193-	57	37	26	211-	9	59B	6
187-	408	71	7	193-	57	69	10	211-	9	59D	6
187-	1252	55	9	193-	68	97	11	221-	11	91	23
187-	1334	69	4	193-	76	33	5	211-	103	91	15
187-	1844	69	24	193-	90	71	9	211-	306	57	13
187-	1908	69	30	193-	99	17	24	211-	306	57B	13
187-	1910	41	11	193-	99	19	24	213-	41	45	19
187-	1910	41	12	193-	99	21	17	214-	252	25	4
192-	13	69	22	193-	99	21	22	214-	254	53	13
192-	18	29	6	193-	99	69	16	214-	254	93	13
192-	19	7	2	193-	524	59B	34	214-	272	5	11
192-	19	9	2	193-	543	71	6	217-	292	25	21
192-	19	17	18	195-	103	97	12	218-	445	93	7
192-	19	19	18	195-	104	31	17	218-	457	89	2
192-	19	21	18	195-	104	79	23	218-	485	93	6
192-	19	25	2	195-	102	91	10	218-	494	89	3
192-	19	25	8	195-	137	31	18	218-	927	89	4
192-	19	29	13	195-	137	43	27	218-	5006	53	22
192-	19	35	23	195-	518	29	10	218-	5006	95	8
192-	19	37	23	195-	521	47	12	218-	5006	95	10
192-	19	49	19	195-	521	61	9	218-	5006	95	12
192-	19	51	19	195-	521	79	17	218-	5007	53	9
192-	19	55	7	195-	521	89	12	218-	5007	53	27
192-	19	69	13	195-	521	97	5	218-	5007	53	33
192-	19	91	11	195-	521	59B	31	218-	5007	95	6
192-	20	5	5	195-	521	59D	28	218-	5007	95	14
192-	20	25	6	195-	521	59D	28	218-	5056	79	27
192-	20	35	16	195-	525	39	18	218-	5062	53	32
192-	20	37	16	195-	525	87	9	218-	5062	95	5
192-	20	39	5	195-	533	31	23	218-	5066	53	8
192-	20	43	10	195-	533	45	17	218-	5066	95	7
192-	20	89	13	195-	533	77	3	218-	5107	53	26
192-	21	29	7	195-	533	77	3	218-	5117	95	9
192-	21	33	23	195-	533	79	14	218-	5232	89	10
192-	21	43	14	195-	533	87	5	218-	5251	95	13
192-	21	53	4	195-	5333	91	4	218-	5291	83	5
192-	21	63	20	195-	541	43	29	218-	5404	95	11
192-	21	71	9	195-	541	81	7	218-	5479	83	13
192-	21	87	8	195-	541	85	3	219-	17	41	20
192-	21	89	7	195-	541	97	18	219-	17	41	20
192-	21	97	11	195-	545	85	11	219-	403	45	4
192-	23	35	18	195-	2021	43	9	219-	404	41	6
192-	23	37	18	195-	2029	43	24	219-	404	41	7
192-	23	39	5	195-	2069	31	21	219-	404	43	19
192-	23	41	14	195-	2069	43	15	219-	404	47	2
192-	23	41	14	195-	2131	97	3	219-	404	79	2
192-	23	47	2	195-	2175	39	10	219-	405	81	2
192-	23	49	44	205-	27	17	30	221-	841	59	21
192-	23	51	44	205-	27	19	30	221-	841	59B	21
192-	23	71	12	205-	27	21	30	221-	841	59D	21
192-	23	85	7	211-	5	59B	36	221-	843	97	3
192-	23	87	7	211-	5	59D	16	221-	844	49	7
192-	404	5	17	211-	7	59	16	221-	844	51	10
193-	6	5	9	211-	7	91	9	221-	844	97	3

NUMERICAL INDEX

PART NO.	PAGE NO.	REF. NO.	PART NO.	PAGE NO.	REF. NO.	PART NO.	PAGE NO.	REF. NO.
221-	849	57						
221-	1139	83						
221-	1375	83						
221-	1412	17						
221-	1412	19						
221-	1412	21						
221-	1842	91						
221-	1843	51						
223-	20	65						
223-	20	67						
321-	18	73						
321-	18	75						
321-	1788	73						
321-	1788	75						
321-	1834	63						
321-	2677	73						
321-	3585	73						
321-	3585	75						
321-	3710	97						
321-	4147	73						
321-	4150	73						
321-	4151	73						
321-	4152	73						
321-	4155	73						
321-	4156	73						
321-	4162	73						
321-	4163	73						
321-	4164	73						
321-	4165	73						
321-	4693	73						
321-	4693	75						
321-	4697	73						
321-	4699	93						
321-	4728	73						
321-	4728	75						
321-	4734	73						
321-	4734	75						
321-	4745	97						
321-	4764	73						
321-	4764	75						
321-	4767	73						
321-	4767	75						
321-	5040	75						
321-	5097	75						
321-	5100	75						
321-	5101	75						
321-	5103	75						
321-	5104	75						
321-	5105	75						
321-	5106	75						
321-	6324	73						
321-	6324	75						
321-	6379	97						
321-	6647	97						
353-	406	35						
353-	406	37						
353-	462	31						