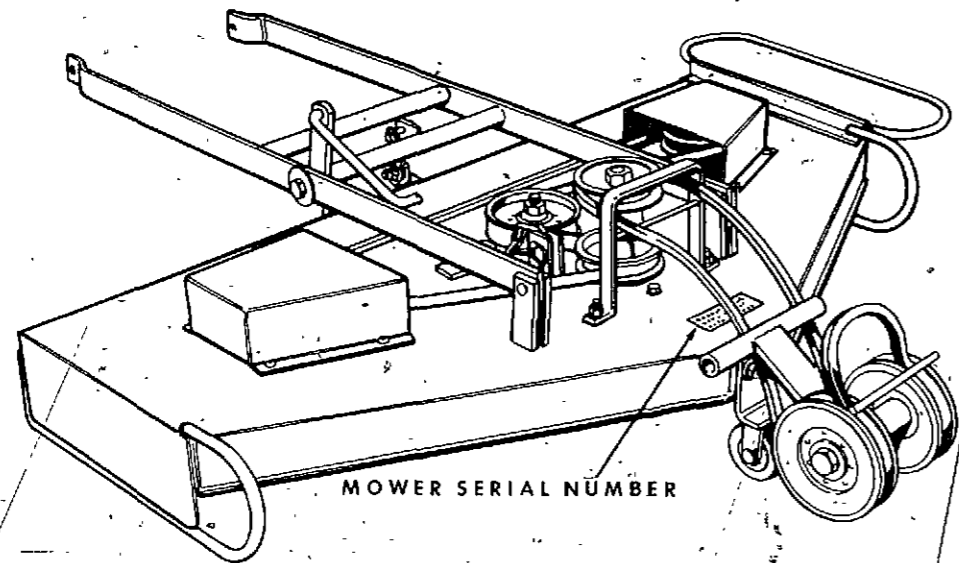


ROTARY MOWERS AND DOZER BLADE



ALPHABETICAL INDEX

MOWER SECTION

	PAGE	GRID
Belts, Drive	7-11-15	A6-A10-A14
Driven	7-11-15	A6-A10-A14
Blades	9-13-17	A8-A12-B2
Clutch	5	A4
Deck	7-11-15	A6-A10-A14
Guards	7-11-15	A6-A10-A14
Housing, Spindle	9-13-17	A8-A12-B2
Modification Kit No. C11633	19	B4
Pulleys	7-11-15	A6-A10-A14
Rod, Lift Lever	5	A4
Rollers, Front	17	B2
Rear	9-13-17	A8-A12-B2
Spindles	9-13-17	A8-A12-B2

DOZER SECTION

	PAGE	GRID
Blade	21	B6
Carriage	21	B6
Edge, Cutting	21	B6
Skids	21	B6

NOTE: See grid C2 for Attachments used on Tractor Models 120, 150 and 190

NOTE: See grid E2 for Attachments used on Tractor Models 155, 195 and T90

NOTE There is no Serial Number located on the dozer blade.

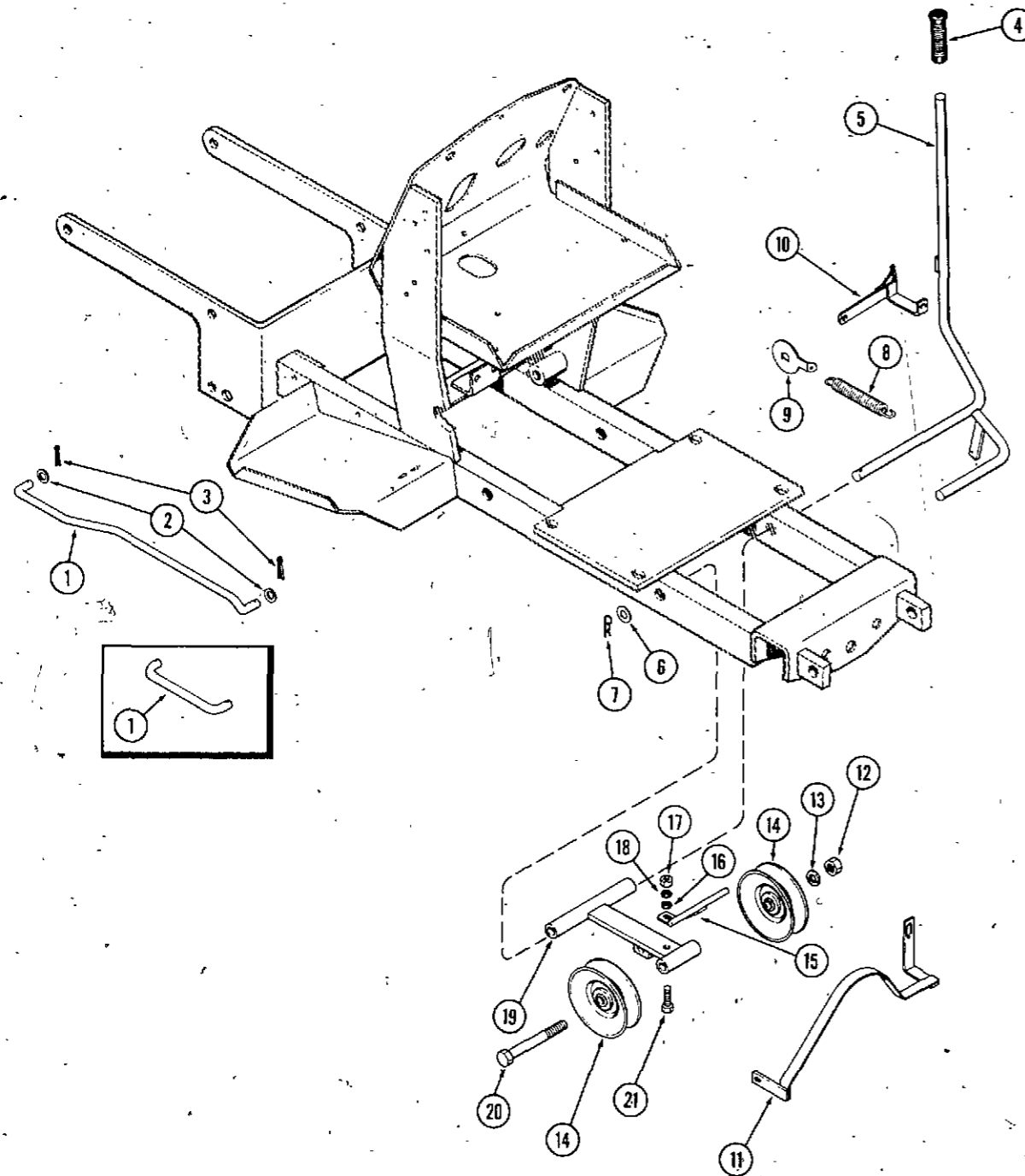
MOWER AND DOZER DESIGNATIONS	TRACTOR APPLICATION		
	130, Deluxe & Super	180 & Rancher	Super H
38" Rotary Mower	X		
44" Rotary Mower	X		
44" R Rotary Mower		X	
44" H Rotary Mower			X
44" Dozer Blade	X		
44" R Dozer Blade		X	X

Serial Numbers

When using this catalog, notice the reference to serial numbers of various components noted here and listed in the "description" copy. By referring to correct serial numbers, proper parts identification will be assured.

MOWER CLUTCH LINKAGE

**CASE 130-180 GARDEN TRACTORS AND
COLT DELUXE, SUPER, SUPER H, AND RANCHER
COMPACT TRACTORS**



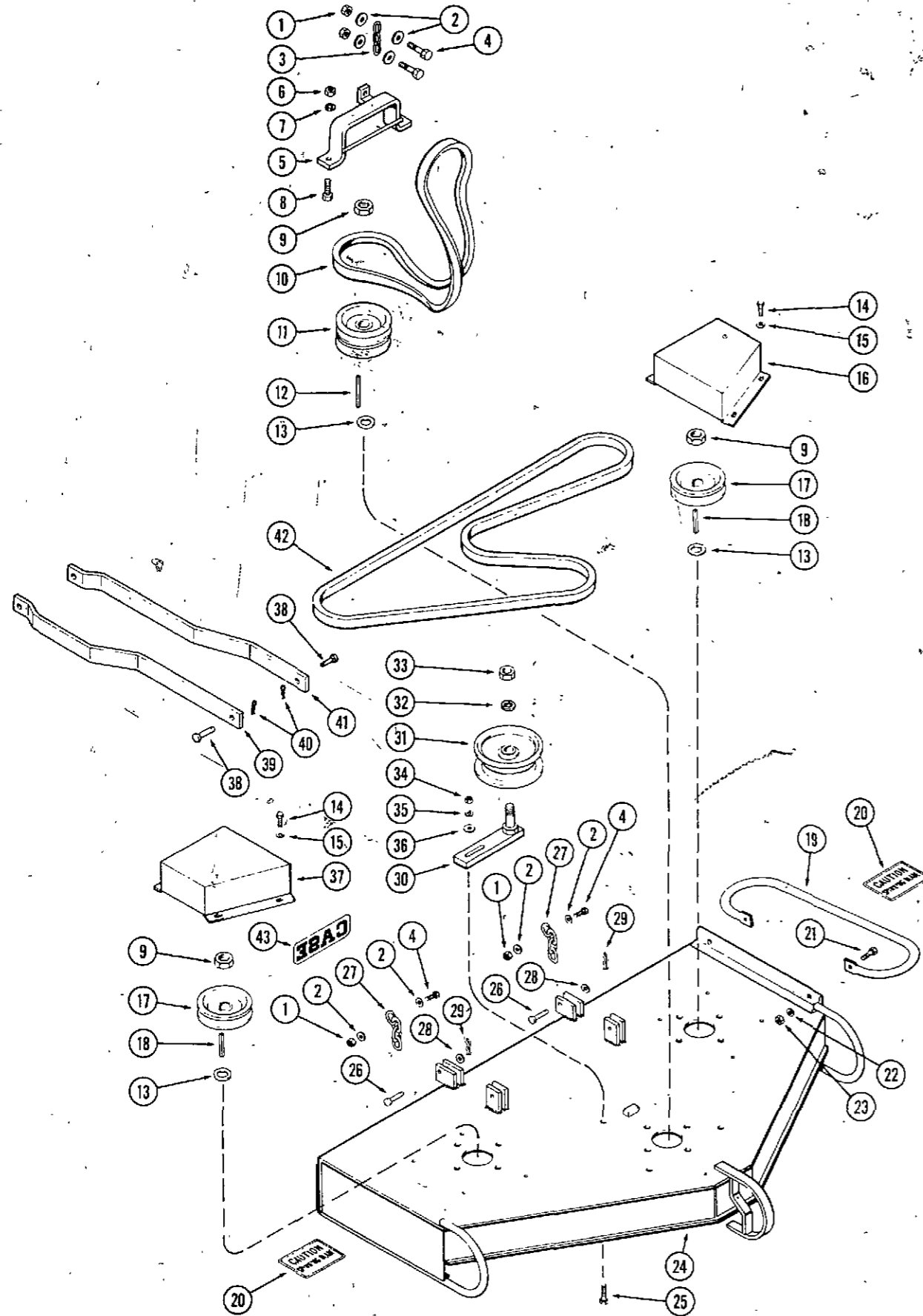
REF. PART NO.	DESCRIPTION	REQ'D
1	A 70259 ROD - lift lever (130)	1
1*	A 70491 ROD - lift lever (180) (See C11626)	1
2	195- 106 WASHER - 1/2" plain ZP	2
3	132- 30 PIN - cotter 3/32" x 1-1/4"	2
4	A 70170 GRIP - clutch lever rubber	1
5*	A 70413 LEVER - clutch (See C11379)	1
6	195- 108 WASHER - 5/8" plain ZP	1
7	A 70250 PIN - clutch lever retainer	1
8**	A 70418 SPRING - clutch lever	1
9**	A 70242 BRACKET - clutch lever spring	1
10	A 70245 BRACKET - clutch lever catch	1
11*	A 70324 GUARD - engine pulley belt (See C11381)	1
12	129- 107 NUT - 5/8" N.C. hex ZP	1
13	192- 25 WASHER - 5/8" SAE std. lock ZP	1
14	A 70412 PULLEY - clutch idler	2
15	A 70411 GUIDE - clutch idler belt	1
16	195- 103 WASHER - 5/16" plain ZP	1
17	129- 102 NUT - 5/16" N.C. hex ZP	1
18	192- 20 WASHER - 5/16" SAE std. lock ZP	1
19*	A 70235 BRACKET - clutch idler (See C11378)	1
20	13- 1080 BOLT - 5/8" x 5" N.C. hex	1
21*	113- 103 BOLT - 5/16" x 1" N.C. hex ZP (See C11566)	1

* Refer to pages 18 and 19 if rotary mower has modification kit number C11633 installed.

** Parts indicated are not used on rotary mowers with part number C11633 modification kit installed.

38" ROTARY MOWER

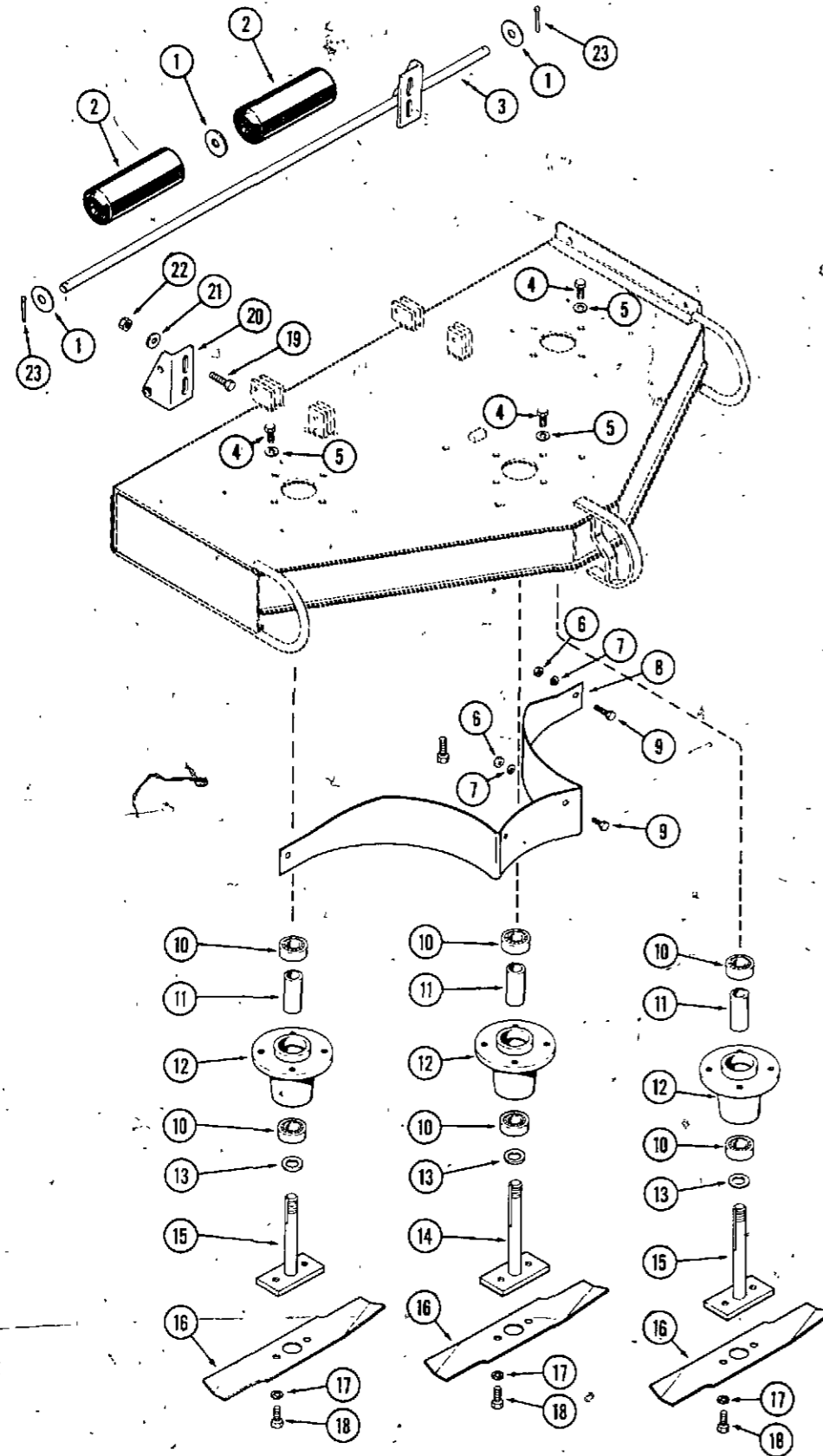
CASE 130 GARDEN TRACTOR AND
COLT DELUXE, AND SUPER COMPACT TRACTORS



REF. PART NO.	DESCRIPTION	REQ'D
1 131- 352	NUT - 3/8" N.C. Gripco	4
2 195- 104	WASHER - 3/8" plain ZP	8
3 A 70301	CHAIN - lift, 3 links	1
4 113- 208	BOLT - 3/8" x 1-1/4" N.C. hex ZP	4
5 A 70432	BRACKET - belt guard and lift	1
6 129- 103	NUT - 3/8" N.C. hex ZP	2
7 192- 21	WASHER - 3/8" SAE std. lock ZP	2
8 113- 208	BOLT - 3/8" x 1-1/4" N.C. hex ZP	2
9 131- 357	NUT - 3/4" N.C. Gripco	3
10 C 11948	BELT - drive (59" inside length) Use with idler brackets A70235 measuring 7-3/4" at sleeve centers	1
10 C 11946	BELT - drive (60" inside length) Use with idler brackets A70235 measuring 8-1/4" at sleeve centers	1
11 A 70291	PULLEY - center spindle, 2 groove	1
12 O 6073AB	KEY - square center spindle pulley	1
13 A 70282	WASHER - spindle bearing	3
14 13- 48	BOLT - 1/4" x 1/2" N.C. hex	8
15 92- 4	WASHER - 1/4" SAE std. lock	8
16 A 70303	GUARD - outboard pulley L. H.	1
17 A 70290	PULLEY - outboard spindle	2
18 A 70289	KEY - square outboard spindle pulley	2
19 A 70323	GUARD - discharge	1
20 A 70404	DECAL - caution spinning blades	2
21 13- 412	BOLT - 1/4" x 3/4" N.C. hex	2
22 92- 4	WASHER - 1/4" SAE std. lock	2
23 25- 104	NUT - 1/4" N.C. hex	2
24 A 70422	DECK - mower	1
25 113- 208	BOLT - 3/8" x 1-1/4" N.C. hex ZP	1
26 A 70318	PIN - rear hanger chain to deck	2
27 A 70319	CHAIN - rear hanger, 4 links	2
28 95- 6	WASHER - 3/8" plain	2
29 A 70176	PIN - retainer	2
30 A 70292	BRACKET - idler pulley tightener	1
31 A 70295	PULLEY - idler	1
32 192- 25	WASHER - 5/8" SAE std. lock ZP	1
33 131- 356	NUT - 5/8" N. C. Gripco	1
34 129- 103	NUT - 3/8" N.C. hex ZP	1
35 192- 21	WASHER - 3/8" SAE std. lock ZP	1
36 195- 104	WASHER - 3/8" plain ZP	1
37 A 70302	GUARD - outboard pulley R. H.	1
38 A 70318	PIN - pivot arm to deck	2
39 A 70321	ARM - pivot R. H.	1
40 A 70176	PIN - retaining	2
41 A 70322	ARM - pivot L. H.	1
42 C 11944	BELT - driven (66" inside length)	1
43 321- 848	DECAL - "Case"	1

38" ROTARY MOWER (CONTD.)

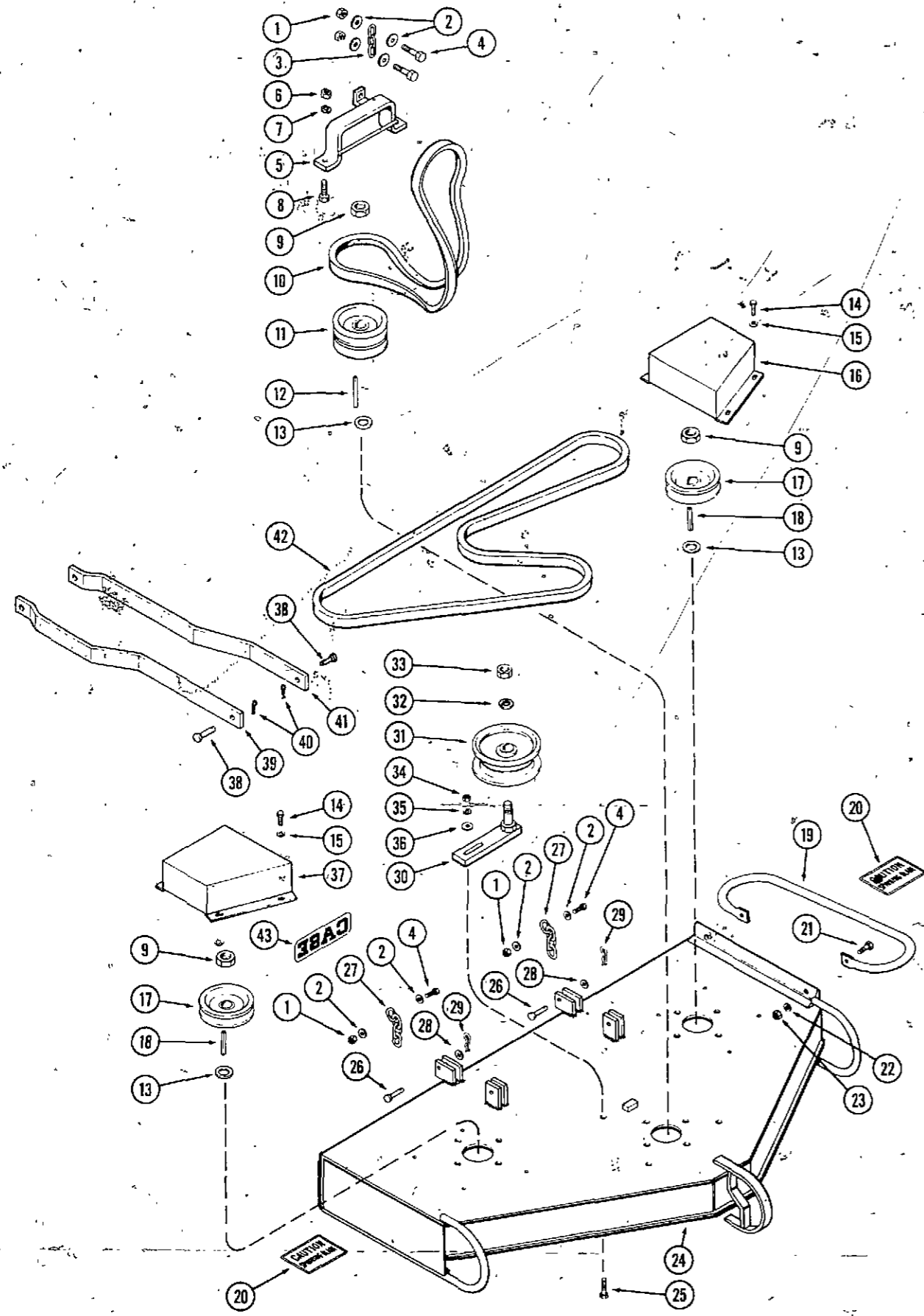
CASE 130 GARDEN TRACTOR AND
GOLT DELUXE, AND SUPER COMPACT TRACTORS



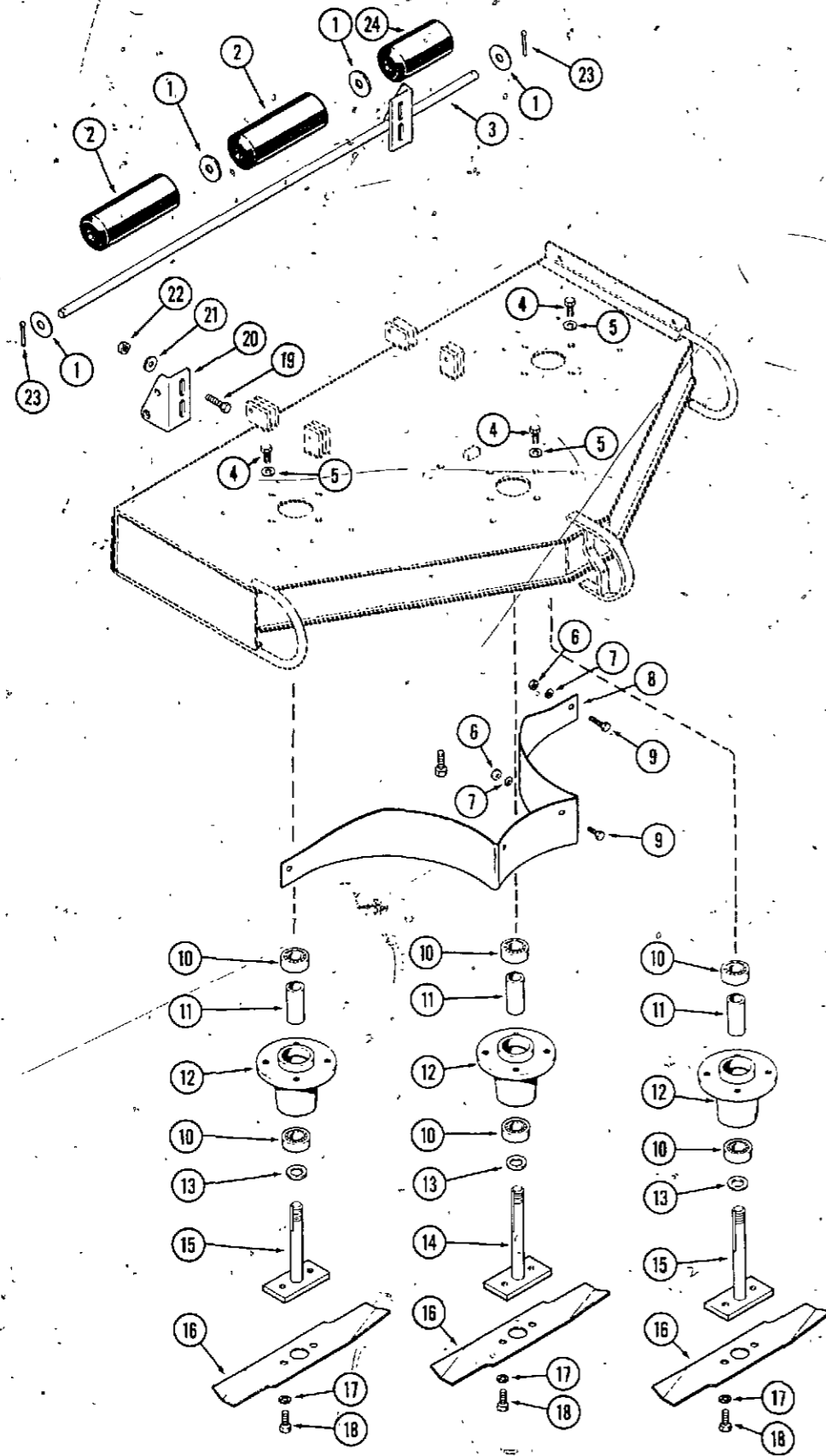
REF. PART NO.	DESCRIPTION	REQ'D
1 195- 108	SPACER - roller	8
2 A 70524	ROLLER - 7" long	5
3 A 70434	BRACKET - roller mtg. w/shaft, L. H.	1
4 113- 206	BOLT - 3/8" x 3/4" N.C. hex ZP	12
5 192- 21	WASHER - 3/8" SAE std. lock ZP	12
6 129- 103	NUT - 3/8" N.C. hex ZP	4
7 192- 21	WASHER - 3/8" SAE std. lock ZP	4
8 A 70431	BAFFLE - blade guard	1
9 113- 206	BOLT - 3/8" x 3/4" N.C. hex ZP	4
10 A 70280	BEARING - spindle	6
11 A 70281	SPACER - spindle bearing	3
12 A 70279	HOUSING - spindle	3
13 A 70282	WASHER - spindle bearing	3
14 A 70286	SPINDLE - mower blade center	1
15 A 70283	SPINDLE - mower blade outboard	2
16 A 70388	BLADE - 14" mower (regular) (See C11655)	3
16 C 11655	BLADE - 14" (for use in sets of three when cutting high grass under severe conditions)	3
17 92- 6	WASHER - 3/8" SAE std. lock	6
18 113- 68	BOLT - 3/8" x 1/2" N.C. hex	6
19 113- 206	BOLT - 3/8" x 3/4" N.C. hex ZP	2
20 A 70305	BRACKET - roller mounting, R. H.	1
21 195- 104	WASHER - 3/8" plain ZP	2
22 129- 103	NUT - 3/8" N.C. hex ZP	2
23 132- 69	PIN - 5/32" x 1" cotter	2

44" ROTARY MOWER

CASE 130 GARDEN TRACTOR AND
COLT DELUXE, AND SUPER COMPACT TRACTORS



REF. PART NO.	DESCRIPTION	REQ'D
1	131- 352 NUT - 3/8" N.C. Gripco	4
2	195- 104 WASHER - 3/8" plain ZP	8
3	A 70301 CHAIN - lift, 3 links	1
4	113- 208 BOLT - 3/8" x 1-1/4" N.C. hex ZP	4
5	A 70297 BRACKET - belt guard and lift	1
6	129- 103 NUT - 3/8" N.C. hex	2
7	192- 21 WASHER - 3/8" SAE std. lock ZP	2
8	113- 208 BOLT - 3/8" x 1-1/4" N.C. hex ZP	2
9	131- 357 NUT - 3/4" N.C. Gripco	3
10	C 11949 BELT - drive (61" inside length) Use with idler brackets A70235 measuring 7-3/4" at sleeve centers	1
10	C 11947 BELT - drive (62" inside length) Use with idler brackets A70235 measuring 8-1/4" at sleeve centers	1
11	A 70291 PULLEY - center spindle, 2 groove	1
12	O 6073AB KEY - square center spindle pulley	1
13	A 70282 WASHER - spindle bearing	3
14	13- 48 BOLT - 1/4" x 1/2" N.C. hex	8
15	92- 4 WASHER - 1/4" SAE std. lock	8
16	A 70303 GUARD - outboard pulley, L. H.	1
17	A 70290 PULLEY - outboard spindle	2
18	A 70289 KEY - square outboard spindle pulley	2
19	A 70323 GUARD - discharge	1
20	A 70404 DECAL - caution spinning blade	2
21	13- 412 BOLT - 1/4" x 3/4" N.C. hex	2
22	92- 4 WASHER - 1/4" SAE std. lock	2
23	25- 104 NUT - 1/4" N.C. hex	2
24	A 70260 DECK - mower	1
25	113- 208 BOLT - 3/8" x 1-1/4" N.C. hex ZP	1
26	A 70318 PIN - rear hanger chain to deck	2
27	A 70319 CHAIN - rear hanger, 4 links	2
28	95- 6 WASHER - 3/8" plain	2
29	A 70176 PIN - retaining	2
30	A 70292 BRACKET - idler pulley tightener	1
31	A 70295 PULLEY - idler	1
32	192- 25 WASHER - 5/8" SAE std. lock ZP	1
33	131- 356 NUT - 5/8" N.C. Gripco	1
34	129- 103 NUT - 3/8" N.C. hex ZP	1
35	192- 21 WASHER - 3/8" SAE std. lock ZP	1
36	195- 104 WASHER - 3/8" plain ZP	1
37	A 70302 GUARD - outboard pulley R. H.	1
38	A 70318 PIN - pivot arm to deck	2
39	A 70321 ARM - pivot R. H.	1
40	A 70176 PIN - retaining	2
41	A 70322 ARM - pivot L. H.	1
42	C 11945 BELT - driven (80" inside length)	1
43	321- 848 DECAL - "Case"	1



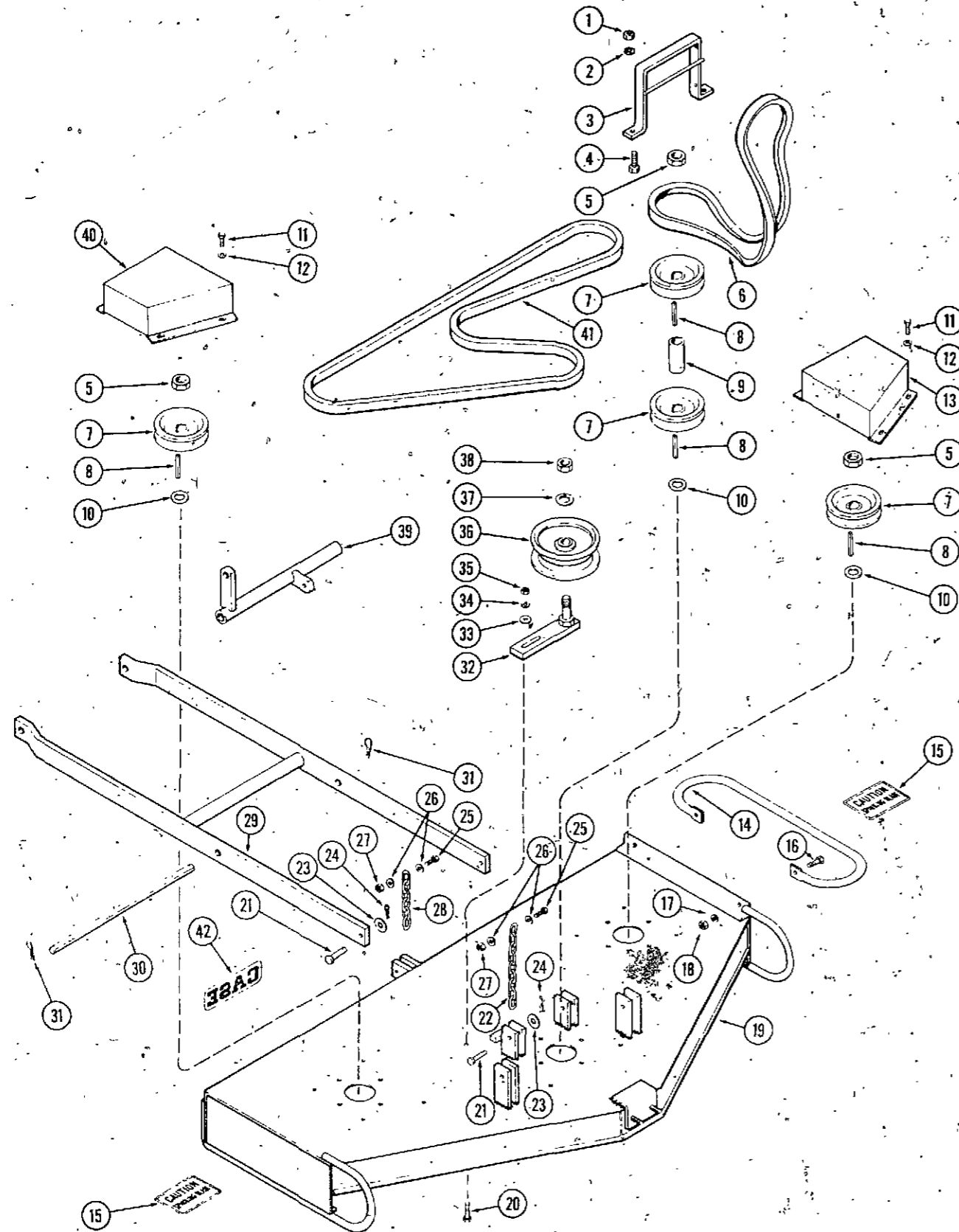
44" ROTARY MOWER (CONTD.)

CASE 130 GARDEN TRACTOR AND
COLT DELUXE AND SUPER COMPACT TRACTORS

REF. PART NO.	DESCRIPTION	REQ'D
1 195- 108	SPACER - roller	9
2 A 70524	ROLLER - 7" long	5
3 A 70306	BRACKET - roller mtg. w/shaft, L. H.	1
4 113- 206	BOLT - 3/8" x 3/4" N.C. hex ZP	12
5 192- 21	WASHER - 3/8" SAE std. lock ZP	12
6 129- 103	NUT - 3/8" N.C. hex ZP	4
7 192- 21	WASHER - 3/8" SAE std. lock ZP	4
8 A 70309	BAFFLE - blade guard	1
9 113- 206	BOLT - 3/8" x 3/4" N.C. hex ZP	4
10 A 70280	BEARING - spindle	6
11 A 70281	SPACER - spindle bearing	3
12 A 70279	HOUSING - spindle	3
13 A 70282	WASHER - spindle bearing	6
14 A 70286	SPINDLE - mower blade center	1
15 A 70283	SPINDLE - mower blade outboard	2
16 A 70317	BLADE - 15" mower (regular) (See C11654)	3
16 C 11654	BLADE - 15" mower (for use in sets of 3 when cutting high grass under severe conditions)	3
17 92- 6	WASHER - 3/8" SAE std. lock	6
18 13- 68	BOLT - 3/8" x 1/2" N.C. hex	6
19 113- 206	BOLT - 3/8" x 3/4" N.C. hex ZP	2
20 A 70305	BRACKET - roller mounting, R. H.	1
21 195- 104	WASHER - 3/8" plain ZP	2
22 129- 103	NUT - 3/8" N.C. hex ZP	2
23 132- 69	PIN - 5/32" x 1" cotter	2
24 A 70523	ROLLER - 5" long	1

44" ROTARY MOWER

CASE 180 GARDEN TRACTOR AND
COLT SUPER H, AND RANCHER COMPACT TRACTORS



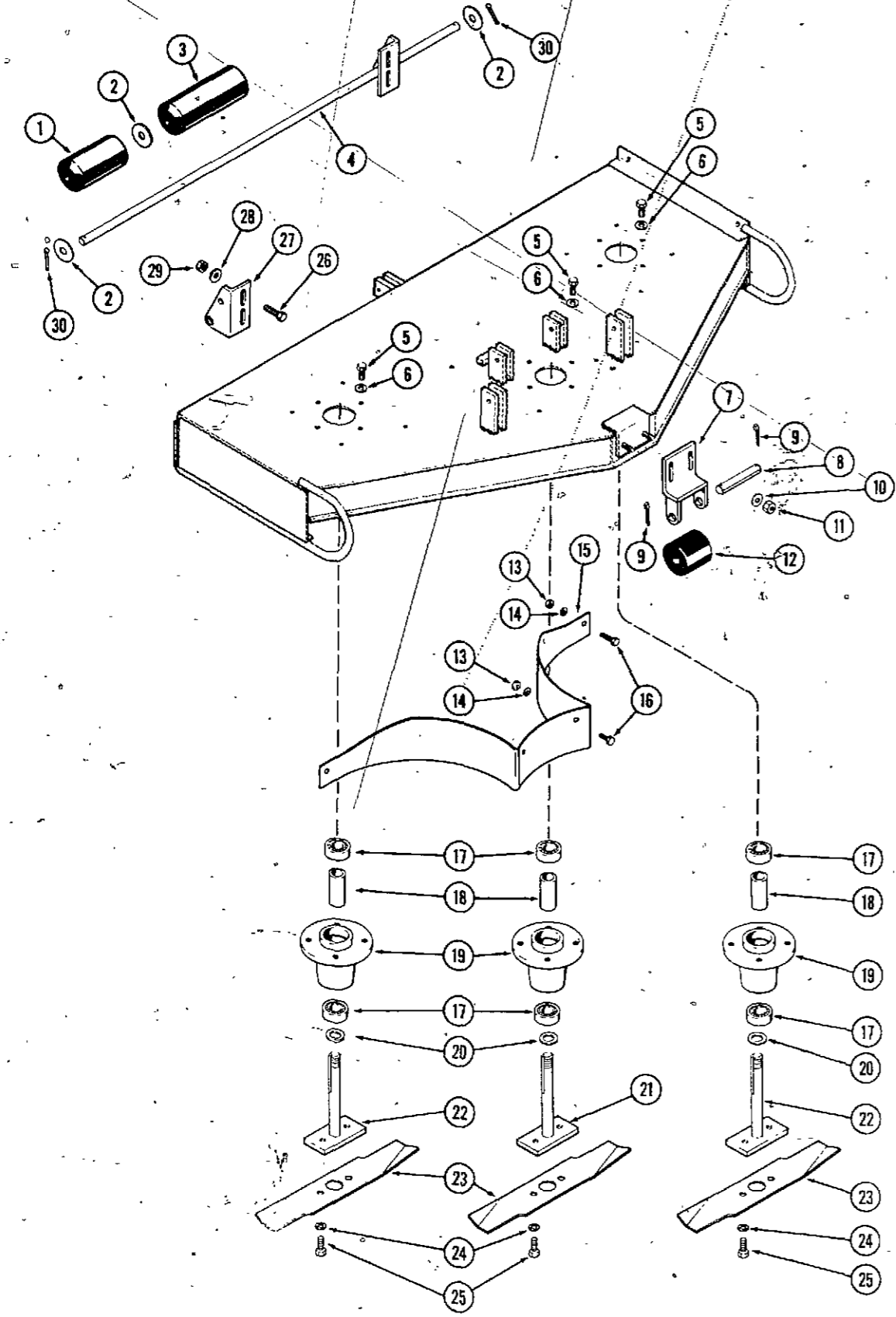
REF. PART NO.	DESCRIPTION	REQ'D
1	129- 103 NUT - 3/8" N.C. hex ZP	2
2	192- 21 WASHER - 3/8" SAE std. lock ZP	2
3**	A 70499 BRACKET - belt guard (180 and Rancher) (See C11376)	1
3	C 12292 BRACKET - belt guard (Super H)	1
4*	113- 208 BOLT - 3/8" x 1-1/4" N.C. hex ZP (See 115-204)	2
5	131- 357 NUT - 3/4" N.C. Gripco	3
6*	C 11988 BELT - drive (58" inside length) (See C11384)	1
7*	A 70290 PULLEY - spindle (See C11387 for center spindle or C11385 for outer spindles)	4
8*	A 70289 KEY - square spindle pulley (See O6073AB)	4
9**	A 70281 SPACER - center spindle pulley (180 and Rancher)	1
9	C 12293 SPACER - center spindle pulley (Super H)	1
10	A 70282 WASHER - spindle bearing	3
11	13- 48 BOLT - 1/4" x 1/2" N.C. hex	8
12	92- 4 WASHER - 1/4" SAE std. lock	8
13	A 70303 GUARD - outboard pulley, L. H.	1
14	A 70323 GUARD - discharge	1
15	A 70404 DECAL - caution spinning blades	2
16	13- 412 BOLT - 1/4" x 3/4" N.C. hex	2
17	92- 4 WASHER - 1/4" SAE std. lock	2
18	25- 104 NUT - 1/4" N.C. hex	2
19	A 70492 DECK - mower	1
20	113- 208 BOLT - 3/8" x 1-1/4" N.C. hex	1
21	A 70318 PIN - lift chain	5
22	A 70512 CHAIN - 9 links (180 and Rancher)	2
22	C 12294 CHAIN - 8 links (Super H)	2
23	95- 6 WASHER - 3/8" plain	5
24	A 70176 PIN - retaining	4
25	113- 208 BOLT - 3/8" x 1-1/4" N.C. hex ZP	3
26	195- 104 WASHER - 3/8" plain ZP	6
27	131- 352 NUT - 3/8" N.C. Gripco	3
28	A 70513 CHAIN - 6 links (180 and Rancher)	1
28	C 12295 CHAIN - 5 links (Super H)	1
29	A 70501 BRACKET - lift	1
30	A 70508 SHAFT - rear lift lever	1
31	132- 50 PIN - 1/8" x 1-1/4" cotter	2
32	A 70292 BRACKET - idler pulley tightener	1
33	195- 104 WASHER - 3/8" plain/ZP	1
34	192- 21 WASHER - 3/8" SAE std. lock ZP	1
35	129- 103 NUT - 3/8" N.C. hex ZP	1
36	A 70295 PULLEY - idler	1
37	192- 25 WASHER - 5/8" SAE std. lock ZP	1
38	131- 356 NUT - 5/8" N.C. Gripco	1
39	A 70504 LEVER - rear lift	1
40	A 70302 GUARD - outboard pulley, R. H.	1
41	C 11945 BELT - driven (80" inside length)	1
42	321- 848 DECAL - "Case"	1

* Refer to pages 18 and 19 if rotary mower has modification kit number C11633 installed.

** Parts indicated are not used on mowers with part number C11633 modification kit installed.

ROTARY MOWER AND DOZER BLADE 44" ROTARY MOWER (CONTD.)

CASE 180 GARDEN TRACTOR AND COLT SUPER H, AND RANCHER COMPACT TRACTORS

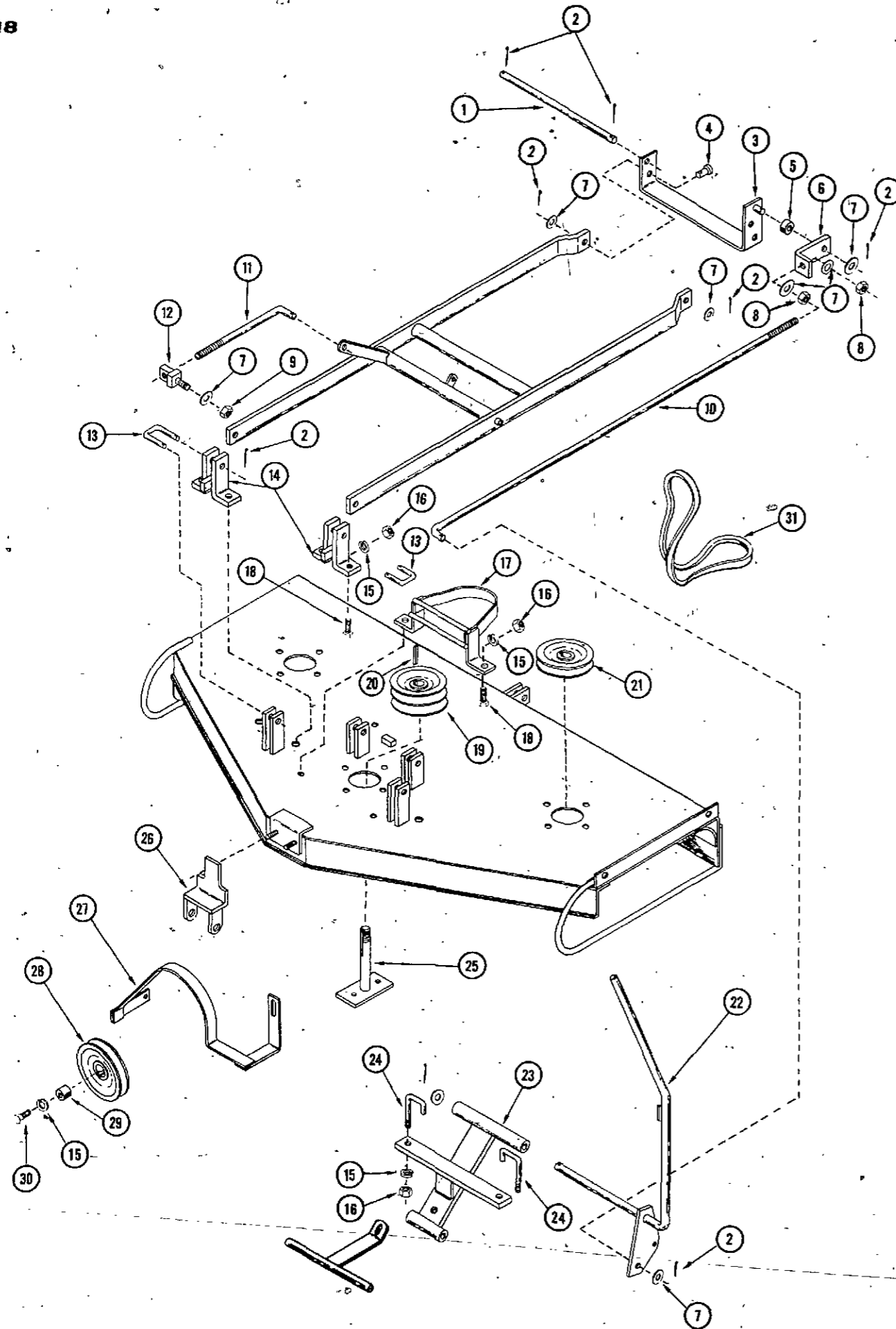


REF. PART NO.	DESCRIPTION	REQ'D
1 A 70523	ROLLER - 5" long	1
2 195- 108	SPACER - roller	9
3 A 70524	ROLLER - 7" long	5
4 A 70306	BRACKET - roller mtg. w/shaft, L. H.	1
5 113- 206	BOLT - 3/8" x 3/4" N.C. hex	12
6 192- 21	WASHER - 3/8" SAE std. lock ZP	12
7* A 70516	BRACKET - roller mtg. adj. (See C11374)	1
8 A 70515	SHAFT - front roller	1
9 132- 50	PIN - 1/8" x 1-1/4" cotter	2
10 195- 104	WASHER - 3/8" plain ZP	2
11 131- 352	NUT - 3/8" N.C. Gripco	2
12 A 70514	ROLLER - front	1
13 129- 103	NUT - 3/8" N.C. hex ZP	4
14 192- 21	WASHER - 3/8" SAE std. lock ZP	4
15 A 70309	BAFFLE - blade guard	1
16 113- 206	BOLT - 3/8" x 3/4" N.C. hex ZP	4
17 A 70280	BEARING - spindle	6
18 A 70281	SPACER - spindle bearing	3
19 A 70279	HOUSING - spindle	3
20 A 70282	WASHER - spindle bearing	3
21* A 70488	SPINDLE - mower blade center (180 and Rancher) (See C11428)	1
21 C 12303	SPINDLE - mower blade center (Super H)	1
22 A 70283	SPINDLE - mower blade outboard	2
23 A 70317	BLADE - 15" mower (regular) (See C11654)	3
23 C 11654	BLADE - 15" mower (for use in sets of 3 when cutting high grass under severe conditions)	3
24 92- 6	WASHER - 3/8" SAE std. lock	6
25 13- 68	BOLT - 3/8" x 1/2" N.C. hex	6
26 113- 206	BOLT - 3/8" x 3/4" N.C. hex ZP	2
27 A 70305	BRACKET - roller mounting, R. H.	1
28 195- 104	WASHER - 3/8" plain ZP	2
29 129- 103	NUT - 3/8" N.C. hex ZP	2
30 132- 69	PIN - 5/32" x 1" cotter	2

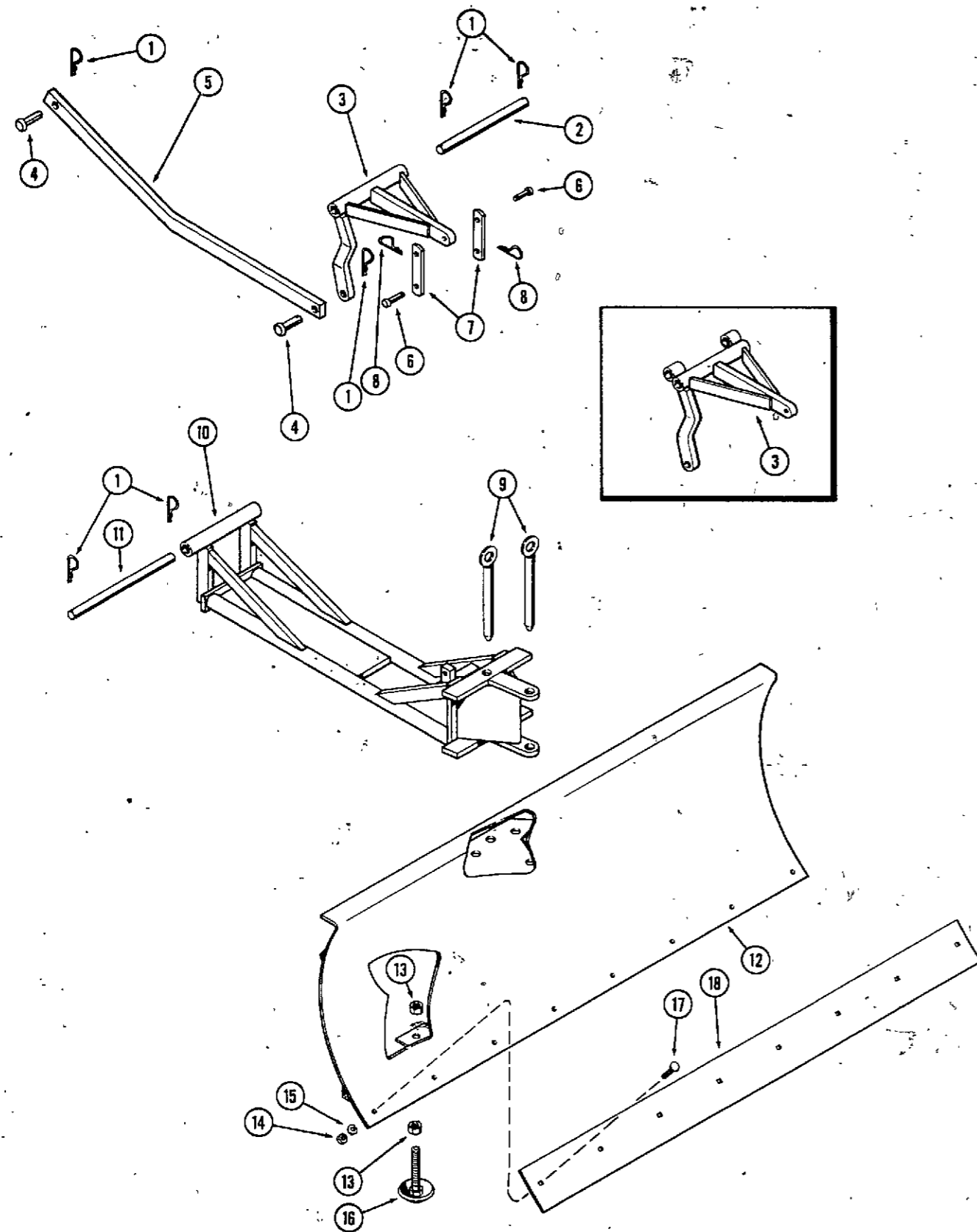
*. Refer to pages 18 and 19 if rotary mower has modification kit number C11633 installed.

**ROTARY MOWER AND DOZER BLADE
C 11633 MODIFICATION KIT
44" ROTARY MOWER**

CASE 180 AND RANCHER GARDEN TRACTORS



REF. PART NO.	DESCRIPTION	REQ'D
1 C 11435	PIN - pivot bracket	1
2 132- 310	PIN - cotter, 1/8" x 1"	10
3 C 11375	BRACKET - pivot	1
4 C 10821	PIN - clevis	2
5 C 11627	SPACER	1
6 C 11365	BRACKET - adjustment	1
7 195- 533	WASHER - plain, 1/2"	8
8 129- 105	NUT - 1/2" N.C. hex	2
9 131- 165	NUT - lock, 1/2" N.C.	1
10 C 11362	ROD - push	1
11 C 11626	ROD - lift lever	1
12 C 11628	STUD - adjustment	1
13 C 11416	LINK - push arm bracket	2
14 C 11373	BRACKET - push arm	2
15 192- 21	LOCKWASHER - 3/8" ZP	7
16 129- 103	NUT - 3/8" N.C. hex	6
17 C 11376	GUARD - drive belt	1
18 115- 204	BOLT - 3/8" x 1" N.C. hex	6
19 C 11387	PULLEY - mower	1
20 O 6073AB	KEY - square, 1-1/2" long	1
21 C 11385	PULLEY - mower deck	2
22 C 11379	LEVER - clutch	1
23 C 11378	BRACKET - idler	1
24 C 11566	BOLT - clamp	2
25 C 11428	SPINDLE	1
26 C 11374	BRACKET - roller mounting (Not furnished in kit)	1
27 C 11381	GUARD - engine pulley	1
28 C 11386	PULLEY - engine	1
29 C 10312	SPACER - fan (short)	1
30 115- 201	BOLT - 3/8"-16 x 1-1/2" hex	1
31 C 11384	BELT - mower drive	1
32 A 70170	GRIP - clutch lever	1



ROTARY MOWER AND DOZER BLADE

DOZER BLADE

CASE 130-180 GARDEN TRACTORS AND
COLT DELUXE, SUPER, SUPER H, AND RANCHER
COMPACT TRACTORS

REF. PART NO.	DESCRIPTION	REQ'D
1 A 70363	PIN - retaining	7
2 A 70364	PIN - lift bracket pivot	1
3 A 70356	BRACKET - lift (130 Deluxe and Super)	1
3 A 70520	BRACKET - lift (180 Super H and Rancher)	1
4 141- 6	PIN - clevis, 1/2"	2
5 A 70368	ROD - push	1
6 141- 4	PIN - clevis, 3/8"	2
7 A 70361	ARM - lift bracket to carriage lift (130 Deluxe and Super)	2
7 A 70522	ARM - lift bracket to carriage lift (180 Super H and Rancher)	2
8 A 70176	PIN - retaining	2
9 A 70353	PIN - blade pivot	2
10 A 70338	CARRIAGE - dozer blade	1
11 A 70369	PIN - carriage to tractor pivot	1
12 A 70328	BLADE - dozer	1
13 25- 108	NUT - 1/2" N.C. hex	4
14 129- 102	NUT - 5/16" N.C. hex ZP	8
15 92- 5	WASHER - 5/16" std. lock	8
16 A 70336	SKID - blade	2
17 111- -202	BOLT - 5/16" x 3/4" N.C. rd. hd. sq. nk.	8
18 A 70335	EDGE - dozer blade cutting	1

NUMERICAL INDEX

PART NO.	PAGE NO.	REF. NO.	PART NO.	PAGE NO.	REF. NO.
A 70170	5	4	A 70303	15	13
A 70170	19	32	A 70305	9	20
A 70176	7	29	A 70305	13	20
A 70176	7	40	A 70305	17	27
A 70176	11	29	A 70306	13	3
A 70176	11	40	A 70306	17	4
A 70176	15	24	A 70309	13	8
A 70176	21	8	A 70309	17	15
A 70235	5	19*	A 70317	13	16
A 70242	5	9**	A 70317	17	23
A 70245	5	10	A 70318	7	26
A 70250	5	7	A 70318	7	38
A 70259	5	1	A 70318	11	26
A 70260	11	24	A 70318	11	38
A 70279	9	12	A 70318	15	21
A 70279	13	12	A 70319	7	27
A 70279	17	19	A 70319	11	27
A 70280	9	10	A 70321	7	39
A 70280	13	10	A 70321	11	39
A 70280	17	17	A 70322	7	41
A 70281	9	11	A 70322	11	41
A 70281	13	11	A 70323	7	19
A 70281	15	9**	A 70323	11	19
A 70281	17	18	A 70523	13	24
A 70282	7	13	A 70323	15	14
A 70282	9	13	A 70324	5	11*
A 70282	11	13	A 70328	21	12
A 70282	13	13	A 70335	21	18
A 70282	15	10	A 70336	21	16
A 70282	17	20	A 70338	21	10
A 70283	9	15	A 70353	21	9
A 70283	13	15	A 70356	21	3
A 70283	17	22	A 70361	21	7
A 70286	9	14	A 70363	21	1
A 70286	13	14	A 70364	21	2
A 70289	7	18	A 70368	21	5
A 70289	11	18	A 70369	21	11
A 70289	15	8*	A 70388	9	16
A 70290	7	17	A 70404	7	20
A 70290	11	17	A 70404	11	20
A 70290	15	7*	A 70404	15	15
A 70291	7	11	A 70411	5	15
A 70291	11	11	A 70412	5	14
A 70292	7	30	A 70413	5	5*
A 70292	11	30	A 70418	5	8**
A 70292	15	32	A 70422	7	24
A 70295	7	31	A 70431	9	8
A 70295	11	31	A 70432	7	5
A 70295	15	36	A 70434	9	3
A 70297	11	5	A 70488	17	21*
A 70301	7	3	A 70491	5	1*
A 70301	11	3	A 70492	15	19
A 70302	7	37	A 70499	15	3*
A 70302	11	37	A 70501	15	29
A 70302	15	40	A 70504	15	39
A 70303	7	16	A 70508	15	30
A 70303	11	16	A 70512	15	22

PART NO.	PAGE NO.	REF. NO.	PART NO.	PAGE NO.	REF. NO.
A 70513	15	28	A 70513	15	28
A 70514	17	12	A 70514	17	12
A 70515	17	8	A 70515	17	8
A 70516	17	7*	A 70516	17	7*
A 70520	21	3	A 70520	21	3
A 70522	21	7	A 70522	21	7
A 70523	17	1	A 70523	17	1
A 70524	9	2	A 70524	9	2
A 70524	13	2	A 70524	13	2
A 70524	17	3	A 70524	17	3
C 10312	19	29	C 10312	19	29
C 10821	19	4	C 10821	19	4
C 11362	19	10	C 11362	19	10
C 11365	19	6	C 11365	19	6
C 11373	19	14	C 11373	19	14
C 11374	19	26	C 11374	19	26
C 11375	19	3	C 11375	19	3
C 11376	19	17	C 11376	19	17
C 11378	19	23	C 11378	19	23
C 11379	19	22	C 11379	19	22
C 11381	19	27	C 11381	19	27
C 11384	19	31	C 11384	19	31
C 11385	19	21	C 11385	19	21
C 11386	19	28	C 11386	19	28
C 11387	19	19	C 11387	19	19
C 11416	19	13	C 11416	19	13
C 11428	19	25	C 11428	19	25
C 11435	19	1	C 11435	19	1
C 11566	19	23	C 11566	19	23
C 11626	19	11	C 11626	19	11
C 11627	19	5	C 11627	19	5
C 11628	19	12	C 11628	19	12
C 11654	13	16	C 11654	13	16
C 11654	17	23	C 11654	17	23
C 11655	9	16	C 11655	9	16
C 11944	7	42	C 11944	7	42
C 11945	11	42	C 11945	11	42
C 11945	15	41	C 11945	15	41
C 11946	7	10	C 11946	7	10
C 11947	11	10	C 11947	11	10
C 11948	7	10	C 11948	7	10
C 11949	11	10	C 11949	11	10
C 11988	15	6*	C 11988	15	6*
C 12292	15	3	C 12292	15	3
C 12293	15	9	C 12293	15	9
C 12294	15	22	C 12294	15	22
C 12295	15	28	C 12295	15	28
C 12303	17	21	C 12303	17	21
O 6073AB	7	12	O 6073AB	7	12
O 6073AB	11	12	O 6073AB	11	12
O 6073AB	19	20	O 6073AB	19	20

HARDWARE CODE NUMBERS

13- 48	7	14
13- 48	11	14
13- 48	15	11

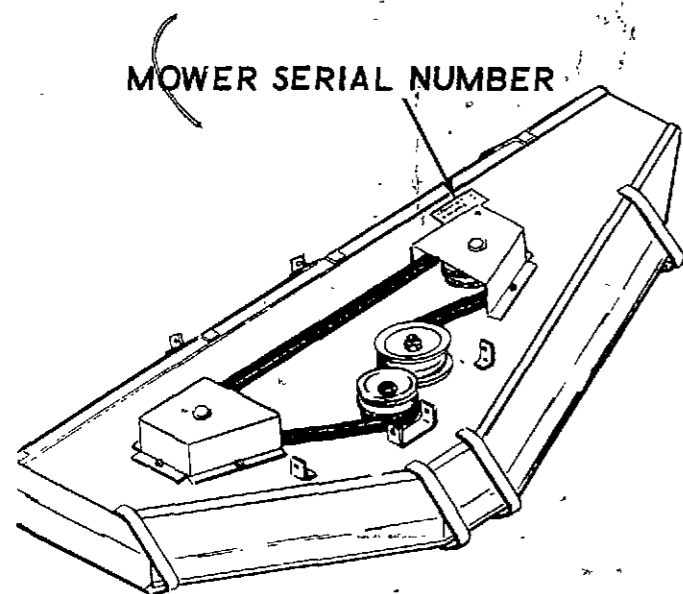
NUMERICAL INDEX

PART NO.	PAGE NO.	REF. NO.	PART NO.	PAGE NO.	REF. NO.
13- 68	9	18	129- 103	15	35
13- 68	13	18	129- 103	17	13
13- 68	17	25	129- 103	17	29
13- 412	7	21	129- 103	19	16
13- 412	11	21	129- 105	19	8
13- 412	15	16	129- 107	5	12
13- 1080	5	20	131- 165	19	9
25- 104	7	23	131- 352	7	1
25- 104	11	23	131- 352	11	1
25- 104	15	18	131- 352	15	27
25- 108	21	13	131- 352	17	11
92- 4	7	15	131- 356	7	33
92- 4	7	22	131- 356	11	33
92- 4	11	15	131- 356	15	38
92- 4	11	22	131- 357	7	9
92- 4	15	12	131- 357	11	9
92- 4	15	17	131- 357	15	5
92- 5	21	15	132- 30	5	3
92- 6	9	17	132- 50	15	31
92- 6	13	17	132- 50	17	9
92- 6	17	24	132- 69	9	23
95- 6	7	28	132- 69	13	23
95- 6	11	28	132- 69	17	30
95- 6	15	23	132- 310	19	2
111- 202	21	17	141- 4	21	6
113- 103	5	21*	141- 6	21	4
113- 206	9	4	192- 20	5	18
113- 206	9	9	192- 21	7	7
113- 206	9	19	192- 21	7	35
113- 206	13	4	192- 21	9	5
113- 206	13	9	192- 21	9	7
113- 206	13	19	192- 21	11	7
113- 206	17	5	192- 21	11	35
113- 206	17	16	192- 21	13	5
113- 206	17	26	192- 21	13	7
113- 208	7	4	192- 21	15	2
113- 208	7	8	192- 21	15	34
113- 208	7	25	192- 21	17	6
113- 208	11	4	192- 21	17	14
113- 208	11	8	192- 21	19	15
113- 208	11	25	192- 25	5	13
113- 208	15	4*	192- 25	7	32
113- 208	15	25	192- 25	11	32
113- 208	15	20	192- 25	15	37
115- 201	19	30	195- 103	5	16
115- 204	19	18	195- 104	7	2
129- 102	5	17	195- 104	7	36
129- 102	21	14	195- 104	15	26
129- 103	7	6	195- 104	15	33
129- 103	7	34	195- 104	9	21
129- 103	9	6	195- 104	11	2
129- 103	9	22	195- 104	11	36
129- 103	11	6	195- 104	13	21
129- 103	11	34	195- 104	17	10
129- 103	13	6	195- 104	17	28
129- 103	13	22	195- 106	5	2
129- 103	15	1	195- 108	5	6

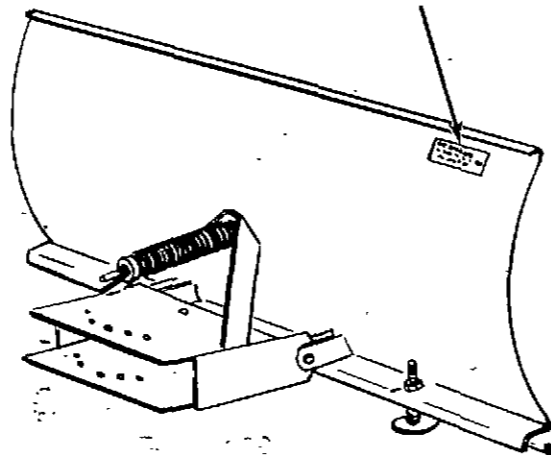
195- 108	9	1
195- 108	13	1
195- 108	17	2
195- 533	19	7
321- 848	7	43
321- 848	11	43
321- 848	15	42

PARTS CATALOG NO. 976

ROTARY MOWER, DOZER BLADE AND DUMP CART



DOZER BLADE SERIAL NUMBER



NOTE There is no serial number located on the dump cart.

DESIGNATIONS	TRACTOR APPLICATION		
	120	150	190
38" ROTARY MOWER	X	X	
44" ROTARY MOWER	X	X	
44" R ROTARY MOWER			X
44" DOZER BLADE	X	X	
50" R DOZER BLADE			X
DUMP CART	X	X	X

ALPHABETICAL INDEX

MOWER SECTION

	PAGE	GRID
Belts, Drive	9-11	C8-C10
Driven	5-7	C4-C6
Blades	5-7	C4-C6
Deck	5-7	C4-C6
Guards	5-7	C4-C6
Housing, Spindle	5-7	C4-C6
Pulleys	5-7	C4-C6
Rod, Lift Lever	9-11	C8-C10
Spindles	5-7	C4-C6

DOZER SECTION

	PAGE	GRID
Blade	13-15	C12-C14
Carriage	13-15	C12-C14
Edge, Cutting	13-15	C12-C14
Skids	13-15	C12-C14

DUMP CART SECTION

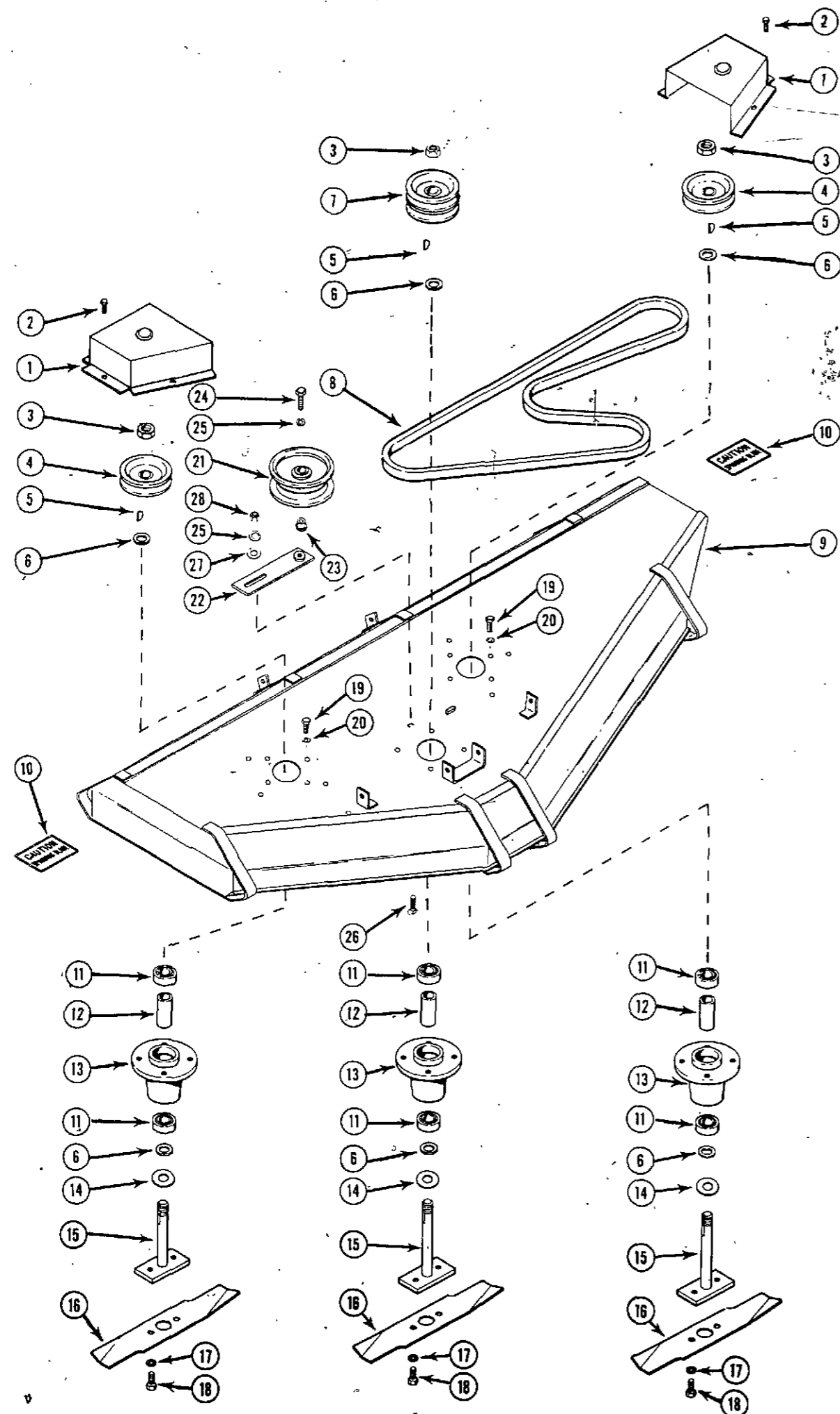
	PAGE	GRID
Dump Cart	17	D2

NOTE: See grid A2 for Attachments used on Tractor Models 130, 180, Deluxe, Super, Rancher and Super H

NOTE: See grid E2 for Attachments used on Tractor Models 155, 195 and T90

Serial Numbers

When using this catalog, notice the reference to serial numbers of various components noted here and listed in the "description" copy. By referring to correct serial numbers, proper parts identification will be assured.



ROTARY MOWER, DOZER BLADE AND DUMP CART

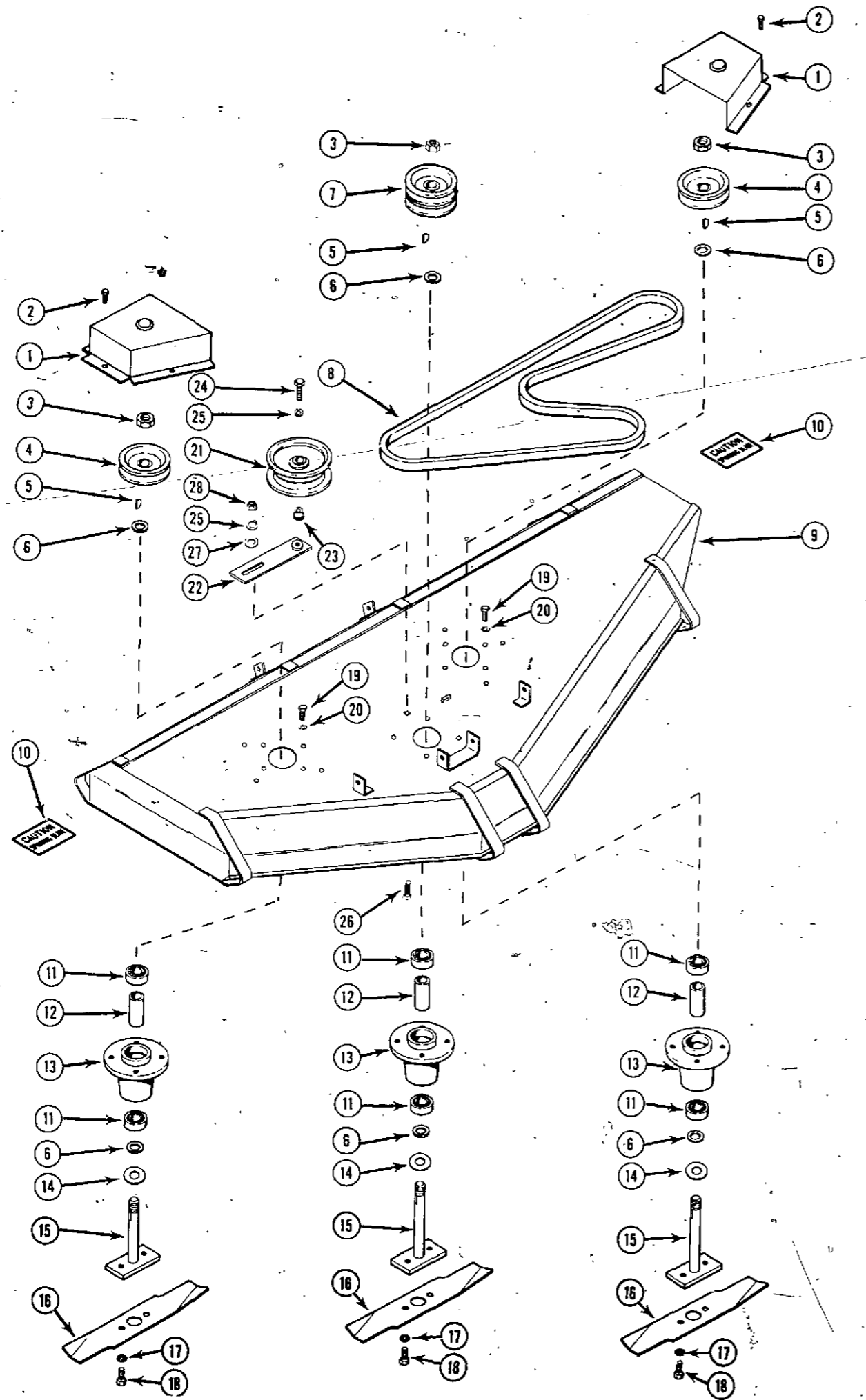
38" ROTARY MOWER

120, AND 150 GARDEN TRACTORS

REF. PART NO.	DESCRIPTION	REQ'D
1 C 10806	GUARD - outboard pulley	2
2 187- 1014	SCREW - 1/4" x 1/2" hex head, self-tapping	6
3 25- 1112	NUT - 3/4"-16 hex	3
4 C 10904	PULLEY - outboard spindle	2
5 126- 19	KEY, Woodruff #11	3
6 C 10822	WASHER - mower spindle	6
7 C 10713	PULLEY - center spindle, 2 groove	1
8 C 10769	BELT - driven, 3V710	1
9 C 10788	DECK - mower, 38"	1
10 A 70404	DECAL - "caution-spinning blade"	2
11 C 10899	BEARING - spindle	6
12 C 10810	SPACER - bearing	3
13 C 10807	HOUSING - spindle	3
14 C 10942	WASHER - bearing seal	3
15 C 10808	SPINDLE - mower blade	3
16 C 11655	BLADE - 14" mower	3
17 92- 6	WASHER - 3/8" SAE std. lock	6
18 115- 206	BOLT - 3/8" x 5/8" N. C. ZP	6
19 115- 203	BOLT - 3/8" x 3/4" N. C. ZP	12
20 92- 6	WASHER - 3/8" SAE std. lock	12
21 C 10765	PULLEY - idler	1
22 C 10814	BRACKET - idler	1
23 C 10817	BUSHING - idler pulley	1
24 14- 624	BOLT - 3/8" x 1-1/2" N. F. ZP	1
25 92- 6	WASHER - 3/8" SAE std. lock	2
26 11- 614	BOLT - 3/8" x 7/8" - round head, square neck	1
27 195- 522	WASHER - 3/8" SAE plain ZP	1
28 25- 106	NUT - 3/8"-16 N. C. hex	1

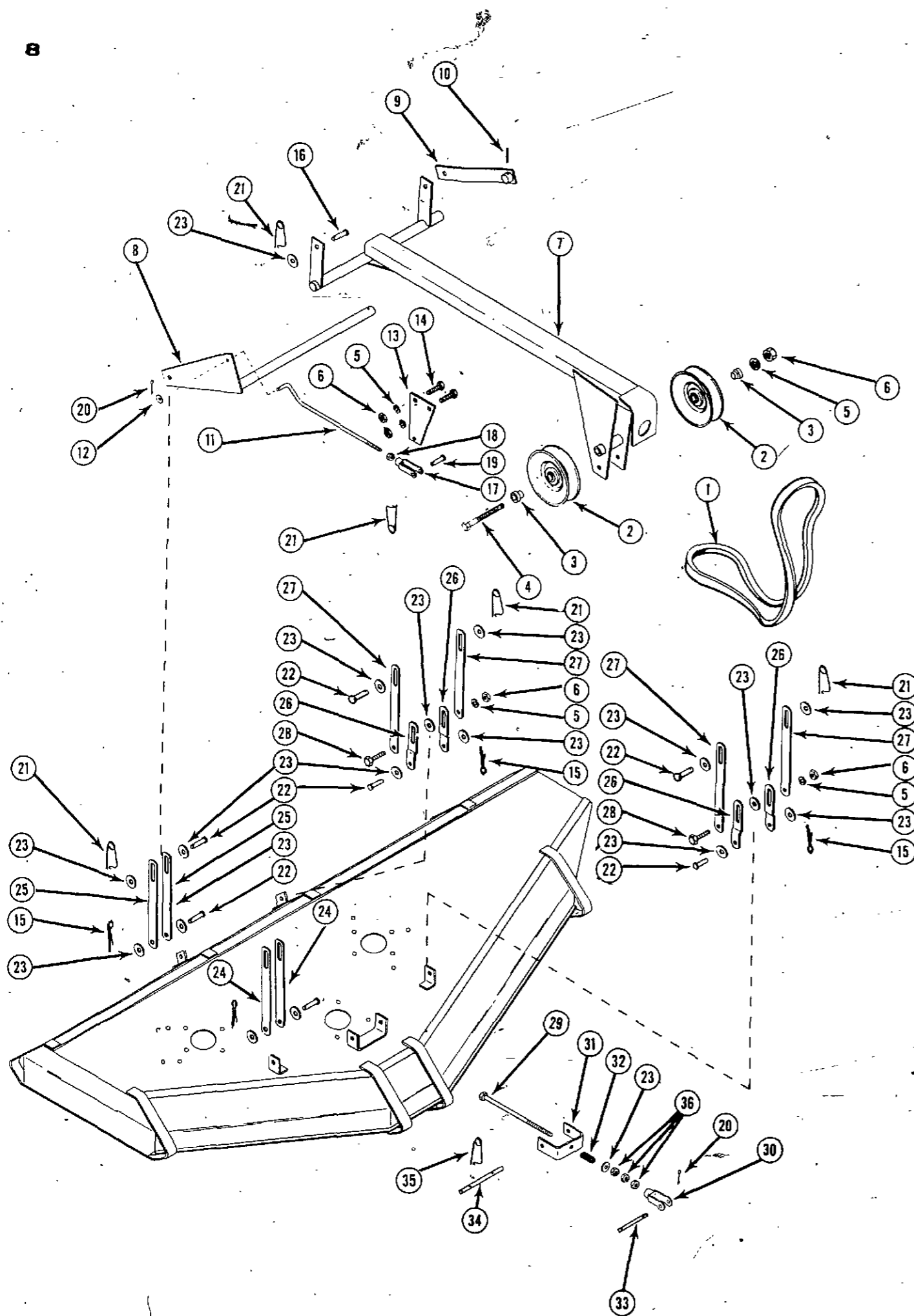
44" ROTARY MOWER

120, 150 AND 190 GARDEN TRACTORS



REF.	PART NO.	DESCRIPTION	REQ'D
1	C 10806	GUARD - outboard pulley	2
2	187- 1014	SCREW - 1/4" x 1/2" hex head, self-tapping	6
3	25- 1112	NUT - 3/4"-16 hex	3
4	C 10904	PULLEY - outboard spindle	2
5	126- 19	KEY - Woodruff #11	3
6	C 10822	WASHER - mower spindle	6
7	C 10713	PULLEY - center spindle, 2 groove	1
8	C 10919	BELT - driven, 3V750	1
9	C 10833	DECK - mower, 44"	1
10	A 70404	DECAL - "caution-spinning blade"	2
11	C 10899	BEARING - spindle	6
12	C 10810	SPACER - bearing	3
13	C 10807	HOUSING - spindle	3
14	C 10942	WASHER - bearing seal	3
15	C 10808	SPINDLE - mower blade	3
16	C 11654	BLADE - 15-1/2" mower	3
17	92- 6	WASHER - 3/8" SAE std. lock	6
18	115- 206	BOLT - 3/8" x 5/8" N. C. ZP	6
19	115- 203	BOLT - 3/8" x 3/4" N. C. ZP	12
20	92- 6	WASHER - 3/8" SAE std. lock	12
21	C 10765	PULLEY - idler	1
22	C 10814	BRACKET - idler	1
23	C 10817	BUSHING, idler pulley	1
24	14- 624	BOLT - 3/8" x 1-1/2" N. F. ZP	1
25	92- 6	WASHER - 3/8" SAE std. lock	2
26	11- 614	BOLT - 3/8" x 7/8" - round head, square neck	1
27	195- 522	WASHER - 3/8" SAE plain ZP	1
28	25- 106	NUT - 3/8"-16 N. C. hex	1

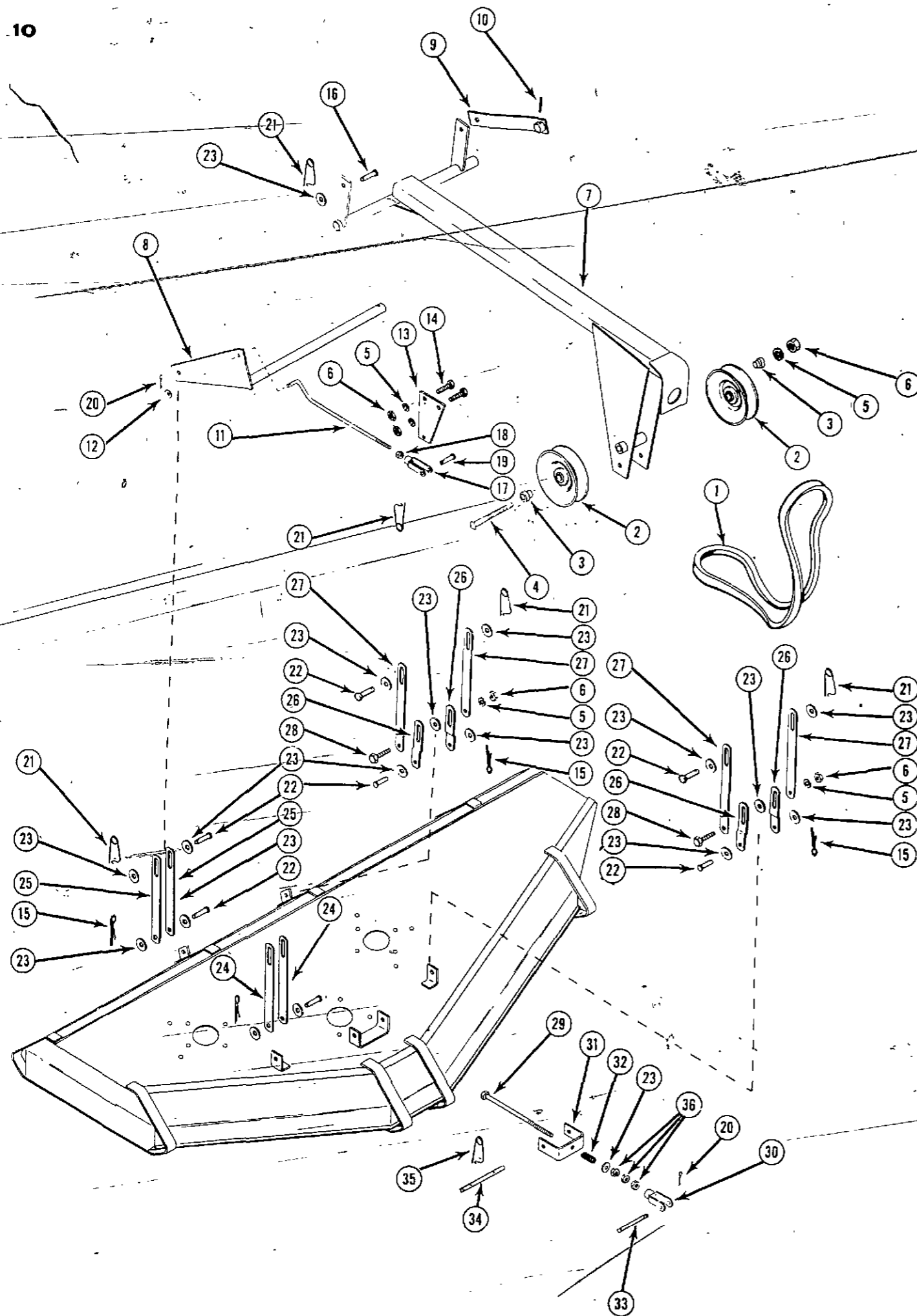
38" - 44" ROTARY MOWER
120 AND 150 GARDEN TRACTORS



REF. PART NO.	DESCRIPTION	REQ'D
1 C 11666	BELT - drive	1
2 C 10463	PULLEY - idler	2
3 C 10551	BUSHING - idler	2
4 13- 896	BOLT - 1/2" x 6" N. C.	1
5 92- 8	WASHER - 1/2" SAE std. lock	5
6 25- 108	NUT - 1/2"-13 N. C. hex	5
7 C 10949	FRAME - support	1
8 C 10760	BELLCRANK - rear lift	1
9 C 10789	LEVER - rear lift	1
10 138- 2008	ROLLPIN - 1/4" x 1-1/8"	1
11 C 10757	PULL ROD - rear mower lift	1
12 195- 522	WASHER - 3/8" SAE plain ZP	1
13 C 10751	LEVER - lift	1
14 115- 406	BOLT - 1/2" x 1-1/4" N. C. ZP	2
15 132- 48	PIN - cotter, 1/8" x 1"	6
16 C 10953	PIN - clevis 1/2" x 3/4"	2
17 213- 4	CLEVIS - 3/8"-24 SAE	1
18 25- 156	NUT - 3/8"-24 N. F. hex	1
19 141- 4	PIN - clevis 3/8" SAE	1
20 132- 26	PIN - cotter 3/32" x 3/4"	3
21 C 10898	PIN - safety	7
22 C 10821	PIN - clevis 1/2"	8
23 195- 530	WASHER - 1/2" SAE plain ZP	20
24 C 10804	LINK - front mower lift	2
25 C 10803	LINK - rear mower lift	2
26 C 11344	LINK - bottom lift	4
27 C 11345	LINK - top lift	4
28 115- 407	BOLT - 1/2" x 1-1/2" N. C. ZP	2
29 C 10800	BOLT - belt tension arm	1
30 C 10952	YOKE - adjustable rod end	1
31 C 10802	YOKE - belt tension arm	1
32 C 10813	SPRING - belt tension	1
33 C 10818	PIN - pivot	1
34 C 10897	PIN - pivot	1
35 C 10883	PIN - safety	2
36 25- 148	NUT - 1/2"-13 N. C. hex	3

44' ROTARY MOWER

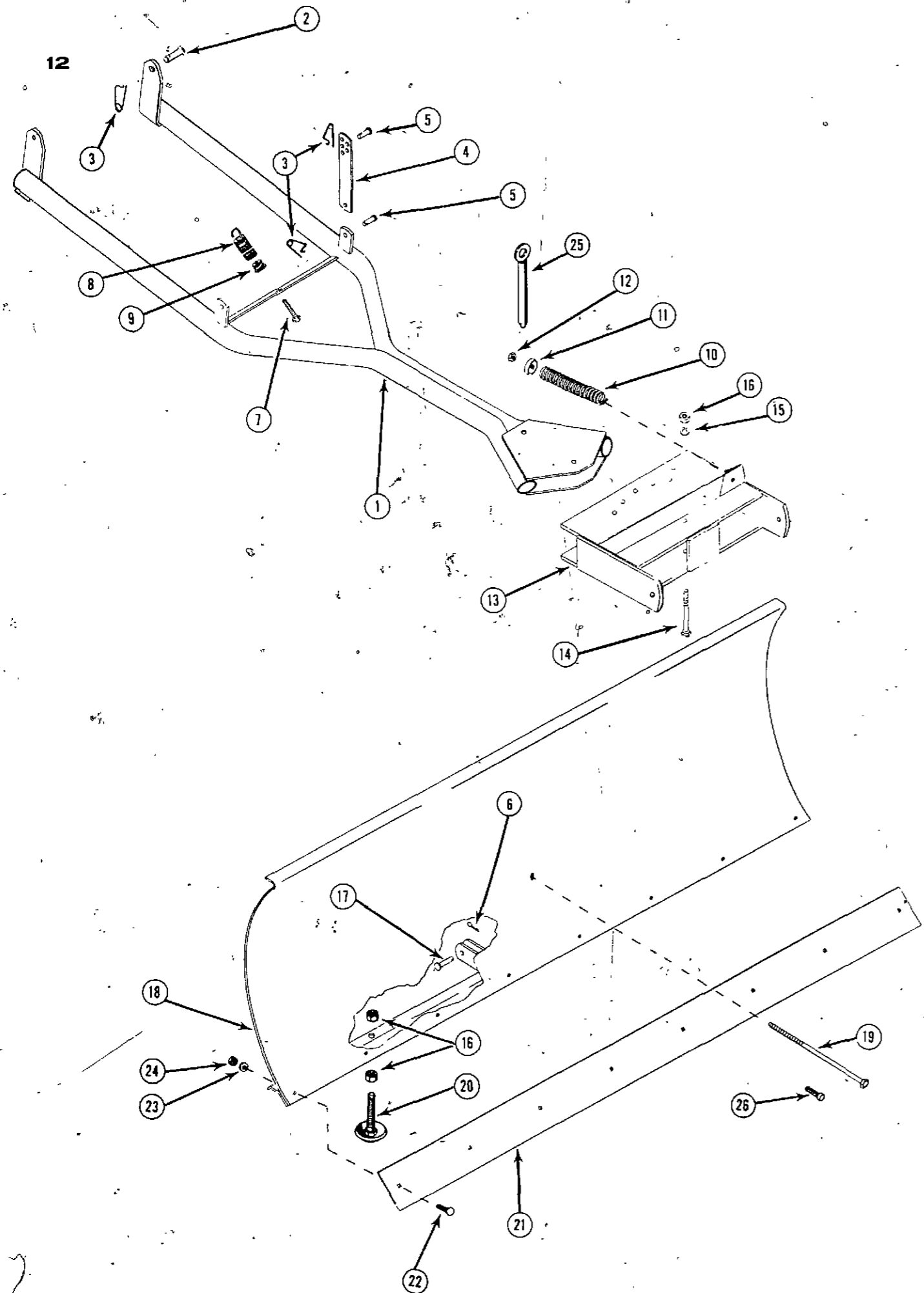
190 GARDEN TRACTOR



REF. PART NO.	DESCRIPTION	REQ'D
1	C 11669 BELT - drive	1
2	C 10463 PULLEY - idler	2
3	C 10551 BUSHING - idler	2
4	13- 896 BOLT - 1/2" x 6" N. C.	1
5	92- 8 WASHER - 1/2" SAE std. lock	5
6	25- 108 NUT - 1/2"-13 N. C. hex	5
7	C 10951 FRAME - support	1
8	C 10760 BELLCRANK - rear lift	1
9	C 10789 LEVER - rear lift	1
10	138- 2008 ROLLPIN - 1/4" x 1-1/8"	1
11	C 10757 PULL ROD - rear mower lift	1
12	195- 522 WASHER - 3/8" SAE plain ZP	1
13	C 10751 LEVER - lift	1
14	115- 406 BOLT - 1/2" x 1-1/4" N. C. ZP	2
15	132- 48 PIN - cotter 1/8" x 1"	6
16	C 10953 PIN - clevis 1/2" x 3/4"	2
17	213- 4 CLEVIS - 3/8"-24 SAE	1
18	25- 156 NUT - 3/8"-24 N. F. hex	1
19	141- 4 PIN - clevis 3/8" SAE	1
20	132- 26 PIN - cotter 3/32" x 3/4"	3
21	C 10898 PIN - safety	7
22	C 10821 PIN - clevis 1/2"	8
23	195- 530 WASHER - 1/2" SAE plain ZP	20
24	C 10915 LINK - front mower lift	2
25	C 10916 LINK - rear mower lift	2
26	C 11344 LINK - bottom lift	4
27	C 11347 LINK - top lift	4
28	115- 407 BOLT - 1/2" x 1-1/2" N. C. ZP	2
29	C 10800 BOLT - belt tension arm	1
30	C 10952 YOKE - adjustable rod end	1
31	C 10802 YOKE - belt tension arm	1
32	C 10813 SPRING - belt tension	1
33	C 10818 PIN - pivot	1
34	C 10897 PIN - pivot	1
35	C 10888 PIN - safety	2
36	25- 148 NUT - 1/2"-13 N. C. hex	3

44' DOZER BLADE

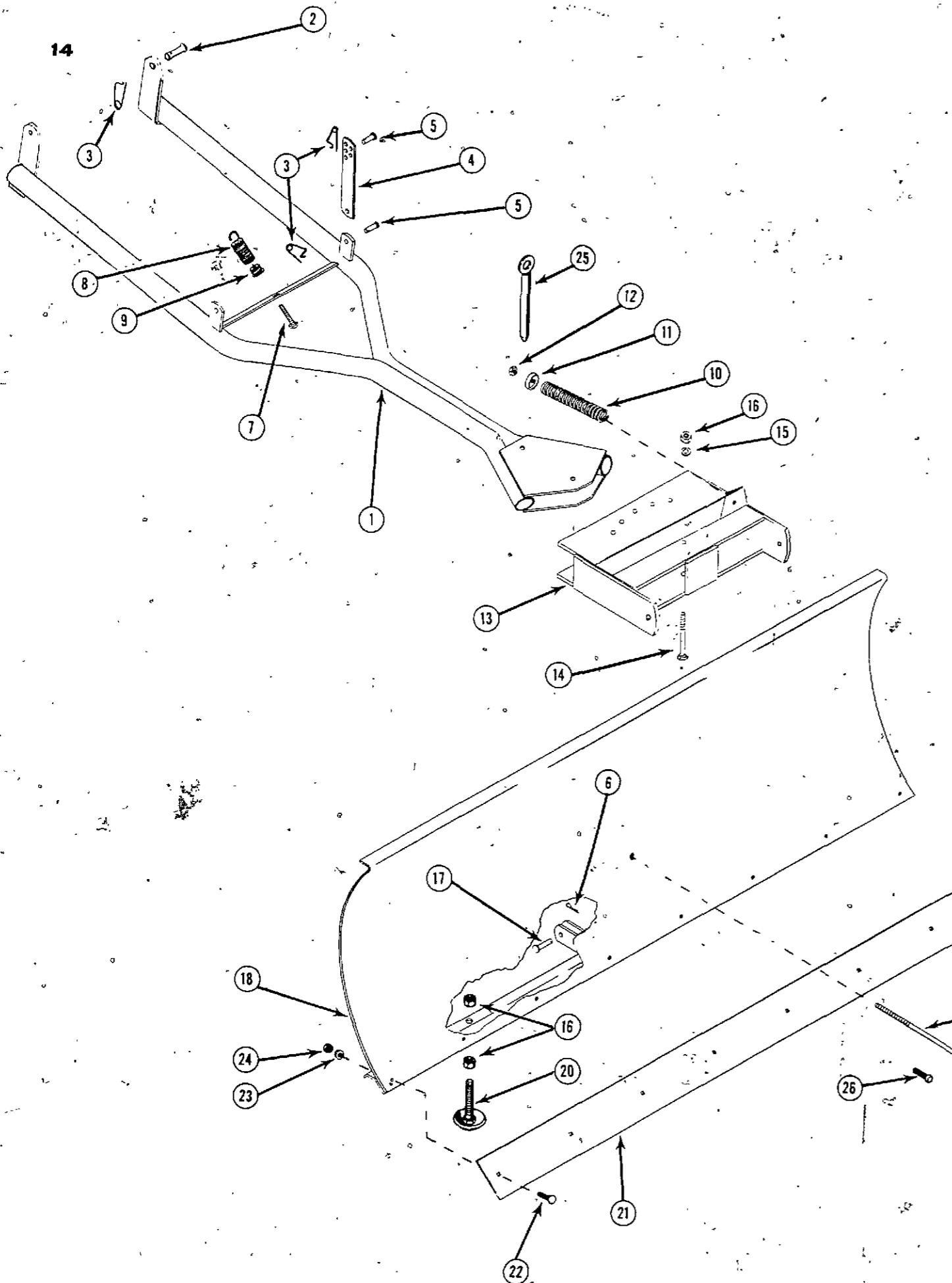
120 AND 150 GARDEN TRACTORS



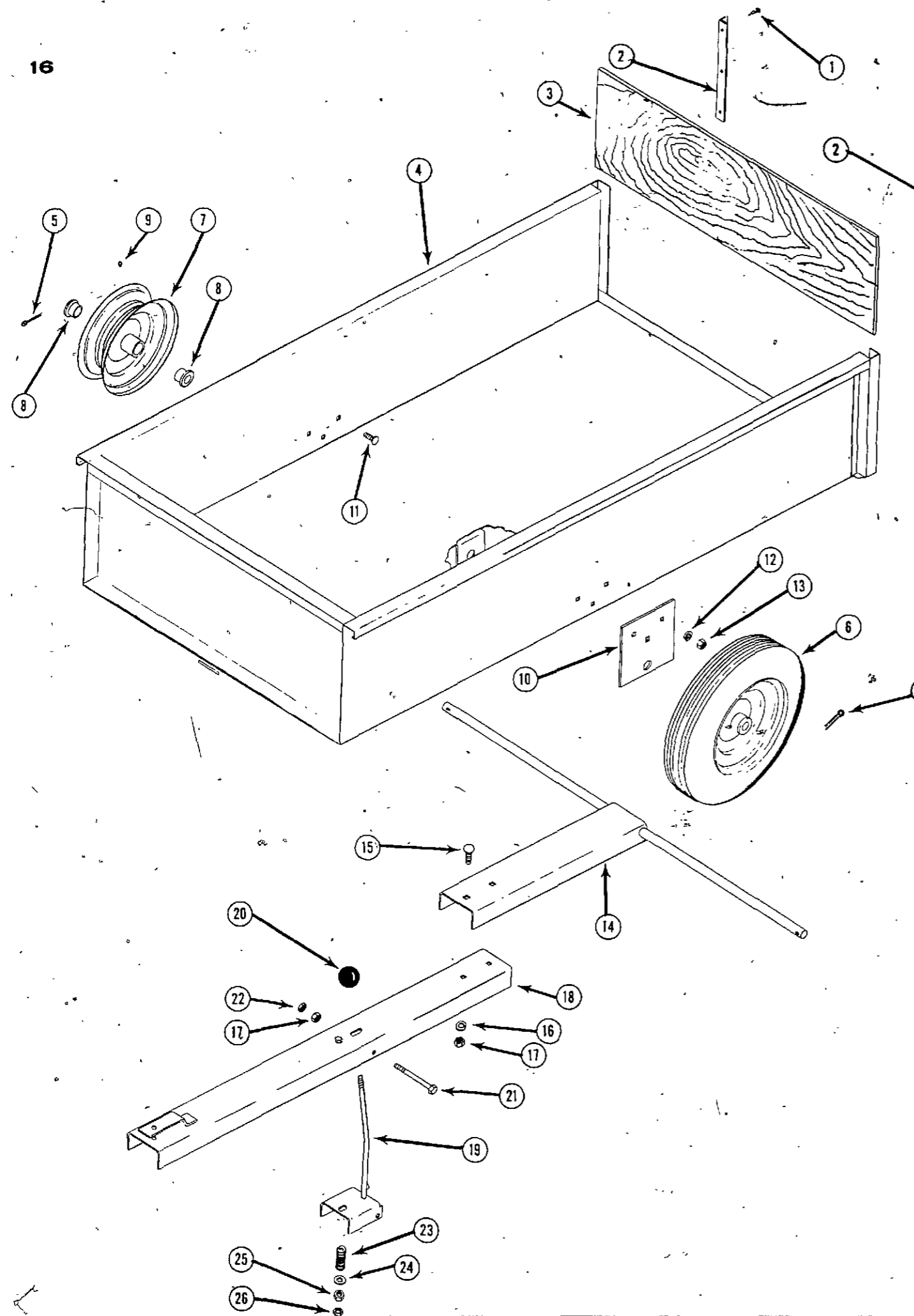
REF. PART NO.	DESCRIPTION	REQ'D
1 C 10850	FRAME - dozer	1
2 C 10820	PIN - clevis - 5/8"	2
3 C 10898	PIN - safety	4
4 C 10879	LINK - dozer lift	2
5 C 10821	PIN - clevis - 1/2"	4
6 132- 48	PIN - cotter - 1/8" x 1"	4
7 C 10967	BOLT - 3/8" x 3" hex head	1
8 C 10966	SPRING - extension	1
9 C 10965	PLUG - spring adjustment	1
10 C 10921	SPRING - compression	1
11 C 10896	WASHER - cup	1
12 129- 103	NUT - 3/8"-16 N. C.	1
13 C 10873	WELDMENT - blade pivot	1
14 15- 856	BOLT - 1/2" x 3-1/2" N. C.	1
15 92- 8	WASHER - 1/2" SAE std. lock	1
16 25- 108	NUT - 1/2"-13 N. C.	5
17 141- 6	PIN - clevis - 1/2"	2
18 C 10870	BLADE - 44" dozer	1
19 C 11049	BOLT - 3/8" x 10" N. C. ZP	1
20 C 10968	SHOE - dozer	2
21 C 10871	BLADE - 44" scraper	1
22 11- 516	BOLT - 5/16" x 1" round head	9
23 92- 5	WASHER - 5/16" SAE std. lock	9
24 25- 105	NUT - 5/16"-18 hex	9
25 C 10888	PIN - locking	1
26 111- 342	BOLT - 3/8" x 1" - round head, square neck	1

50" DOZER BLADE

190 GARDEN TRACTORS



REF. PART NO.	DESCRIPTION	REQ'D
1 C 10850	FRAME - dozer	1
2 C 10820	PIN - clevis - 5/8"	2
3 C 10898	PIN - safety	4
4 C 10879	LINK - dozer lift	2
5 C 10821	PIN - clevis - 1/2"	4
6 132- 48	PIN - cotter - 1/8" x 1"	4
7 C 10967	BOLT - 3/8" x 3" hex head	1
8 C 10966	SPRING - extension	1
9 C 10965	PLUG - spring adjustment	1
10 C 10921	SPRING - compression	1
11 C 10896	WASHER - cup	1
12 129- 103	NUT - 3/8"-16 N. C.	1
13 C 10873	WELDMENT - blade pivot	1
14 15- 856	BOLT - 1/2" x 3-1/2" N. C.	1
15 92- 8	WASHER - 1/2" SAE std. lock	1
16 25- 108	NUT - 1/2"-13 N. C.	5
17 141- 6	PIN - clevis - 1/2"	2
18 C 10881	BLADE - 50" dozer	1
19 C 11049	BOLT - 3/8" x 10" N. C. ZP	1
20 C 10968	SHOE - dozer	2
21 C 10878	BLADE - 50" scraper	1
22 11- 516	BOLT - 5/16" x 1" round head	10
23 92- 5	WASHER - 5/16" SAE std. lock	10
24 25- 105	NUT - 5/16"-18 hex	10
25 C 10888	PIN - locking	1
26 111- 342	BOLT - 3/8" x 1" - round head, square neck	1



DUMP CART

120, 150 AND 190 GARDEN TRACTORS

REF. PART NO.	DESCRIPTION	REQ'D
1 186- 218	SCREW - 5/8" No. 5 - round head	6
2 C 11436	ANGLE - stiffener	2
3 C 11437	TAIL GATE - wood	1
4 NSS	BODY - trailer assembly	1
5 132- 93	PIN - cotter - 3/16" x 1-1/4"	2
6 A 70063	WHEEL - assembly	2
7 A 70066	RIM - wheel - 4 x 8	1
8 A 70398	BUSHING - wheel - flanged - 3/4"	2
9 219- 1	GREASE FITTING - zerk	1
10 C 10664	BRACKET - axle	2
11 12- 512	BOLT - 5/16" x 3/4" round head, square neck	6
12 92- 5	WASHER - 5/16" SAE std. lock	6
13 25- 105	NUT - 5/16" N. C. hex	6
14 C 10666	TONGUE - rear assembly with axle	1
15 12- 612	BOLT - 3/8" x 3/4" - round head, square neck	2
16 92- 6	WASHER - 3/8" SAE std. lock	2
17 25- 106	NUT - 3/8" N. C. hex	3
18 C 10665	TONGUE - front assembly	1
19 C 10661	LEVER - release	1
20 C 10662	KNOB - release lever	1
21 15- 656	BOLT - 3/8" x 3-1/2" hex head	1
22 25- 146	NUT - 3/8" N. C. hex jam	1
23 C 10663	SPRING - release lever	1
24 95- 5	WASHER - 5/16" SAE std. plain	1
25 25- 105	NUT - 5/16" N. C. hex	1
26 25- 145	NUT - 5/16" N. C. hex jam	1

NUMERICAL INDEX

PART NO.	PAGE NO.	REF. NO.	PART NO.	PAGE NO.	REF. NO.	PART NO.	PAGE NO.	REF. NO.
A	70063	17	6	C	10821	15	5	
A	70066	17	7	C	10822	7	6	
A	70398	17	8	C	10822	5	6	
A	70404	7	10	C	10833	5	9	
A	70404	5	10	C	10850	13	1	
C	10463	11	2	C	10850	15	1	
C	10463	9	2	C	10870	13	18	
C	10551	11	3	C	10871	13	21	
C	10551	9	3	C	10873	13	13	
C	10661	17	19	C	10873	15	13	
C	10662	17	20	C	10878	15	21	
C	10663	17	23	C	10879	13	4	
C	10664	17	10	C	10881	15	18	
C	10665	17	18	C	10883	9	35	
C	10666	17	14	C	10883	11	35	
C	10713	5	7	C	10888	15	25	
C	10713	7	7	C	10888	13	25	
C	10751	9	13	C	10896	13	11	
C	10751	11	13	C	10896	15	11	
C	10757	9	11	C	10897	9	34	
C	10757	11	11	C	10897	11	34	
C	10760	11	8	C	10898	15	3	
C	10760	9	8	C	10898	9	21	
C	10765	5	21	C	10898	13	3	
C	10765	7	21	C	10898	11	21	
C	10769	7	8	C	10899	7	11	
C	10788	7	9	C	10899	5	11	
C	10789	11	9	C	10904	5	4	
C	10789	9	9	C	10904	7	4	
C	10800	9	29	C	10915	11	24	
C	10800	11	29	C	10916	11	25	
C	10802	9	31	C	10919	5	8	
C	10802	11	31	C	10921	13	10	
C	10803	9	25	C	10921	15	10	
C	10804	9	24	C	10942	5	14	
C	10806	5	1	C	10942	7	14	
C	10806	7	1	C	10949	9	7	
C	10807	5	13	C	10951	11	7	
C	10807	7	13	C	10952	9	30	
C	10808	5	15	C	10952	11	30	
C	10808	7	15	C	10953	9	16	
C	10810	5	12	C	10953	11	16	
C	10810	7	12	C	10965	13	9	
C	10811	7	16	C	10965	15	9	
C	10813	9	32	C	10966	15	8	
C	10813	11	32	C	10966	13	8	
C	10814	5	22	C	10967	13	7	
C	10814	7	22	C	10967	15	7	
C	10817	5	23	C	10968	15	20	
C	10817	7	23	C	10968	13	20	
C	10818	9	33	C	11049	15	19	
C	10818	11	33	C	11049	13	19	
C	10820	13	2	C	11344	11	26	
C	10820	15	2	C	11344	9	26	
C	10821	9	22	C	11345	9	27	
C	10821	11	22	C	11347	11	27	
C	10821	13	5	C	11436	17	2	

HARDWARE CODE NUMBERS

PART NO.	PAGE NO.	REF. NO.	PART NO.	PAGE NO.	REF. NO.
C	11437	17	3		
C	11654	7	16		
C	11655	5	16		
C	11666	9	1		
C	11669	11	1		
C	12887	15	4		
11	516	13	22		
11	516	15	22		
11	614	5	26		
11	614	7	26		
12	512	17	11		
12	612	17	15		
13-	856	13	14		
13-	856	15	14		
13-	896	9	4		
13-	896	11	4		
14-	624	5	24		
14-	624	7	24		
15	656	17	21		
25	105	13	24		
25	105	15	24		
25	105	17	13		
25	105	17	25		
25	106	5	28		
25	106	7	28		
25	106	17	17		
25	108	9	6		
25	108	11	6		
25	108	13	16		
25	108	15	16		
25	145	17	26		
25	146	17	22		
25	148	9	36		
25	148	11	36		
25	156	9	18		
25	156	11	18		
25	1112	5	3		
25	1112	7	3		
92	5	13	23		
92	5	15	23		
92	5	17	12		
92	6	5	17		
92	6	5	20		
92	6	5	25		
92	6	7	17		
92	6	7	20		
92	6	7	25		
92	6	17	16		
92	8	9	5		
92	8	11	5		
92	8	13	15		
92	8	15	15		
95	5	17	24		
111	342	13	26		

NUMERICAL INDEX

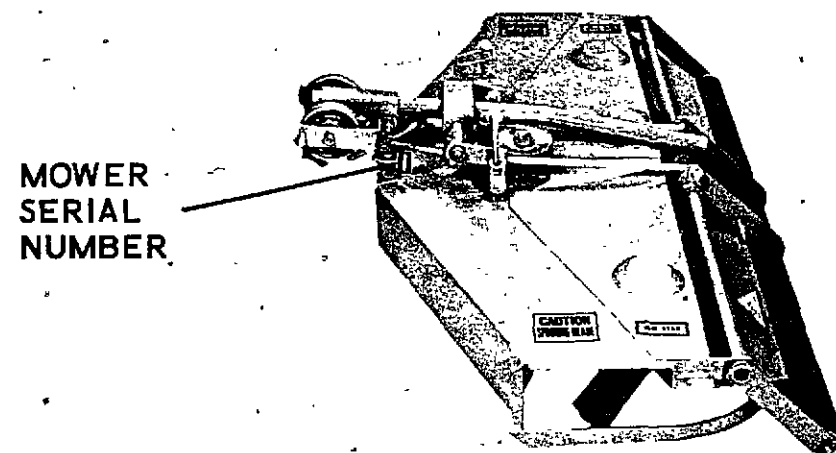
PART NO.	PAGE NO.	REF. NO.	PART NO.	PAGE NO.	REF. NO.	PART NO.	PAGE NO.	REF. NO.
111	342	15	26					
115	203	5	19					
115	203	7	19					
115	206	5	18					
115	206	7	18					
115	406	9	14					
115	406	11	14					
115	407	9	28					
115	407	11	28					
126	19	5	5					
126	19	7	5					
129	103	13	12					
129	103	15	12					
132	26	9	20					
132	26	11	20					
132	48	9	15					
132	48	11	15					
132	48	13	6					
132	48	15	6					
132	93	17	5					
138	2008	9	10					
138	2008	11	10					
141	4	11	19					
141	4	9	19					
141	6	13	17					
141	6	15	17					
186	218	17	1					
187	1014	5	2					
187	1014	7	2					
195	522	5	27					
195	522	7	27					
195	522	9	12					
195	522	11	12					
195	530	9	23					
195	530	11	23					
213	4	9	17					
213	4	11	17					
219	1	17	9					

**MODEL E38-E44R-E44T
D40-D40R DOZER BLADES
C50 DUMP CART**
Parts Catalog No. A1060

PRICE 75¢

Hi-Liter 2500 6-73

ROTARY MOWER, GRADER BLADE AND DUMP CART



ALPHABETICAL INDEX

MOWER SECTION

	PAGE	GRID
Belts, Drive	11-17	E10-F2
Driven	11-17	E10-F2
Blades	5-9	E4-E8
Deck	11-17	E10-F2
Guards	11-17	E10-F2
Housing, Spindle	5-9	E4-E8
Pulleys	11-17	E10-F2
Rod, Lift Lever	11-17	E10-F2
Spindles	5-9	E4-E8

GRADER SECTION

	PAGE	GRID
Blade	19-21	F6-F8
Carriage	19-21	F6-F8
Edge, Cutting	19-21	F6-F8
Skids	19-21	F6-F8

DUMP CART SECTION

	PAGE	GRID
Dump Cart	23	F10

NOTE: See grid A2 for Attachments used on Tractor Models 130, 180, Deluxe, Super, Rancher and Super H

NOTE: See grid C2 for Attachments used on Tractors Models 120, 150, 190

NOTE

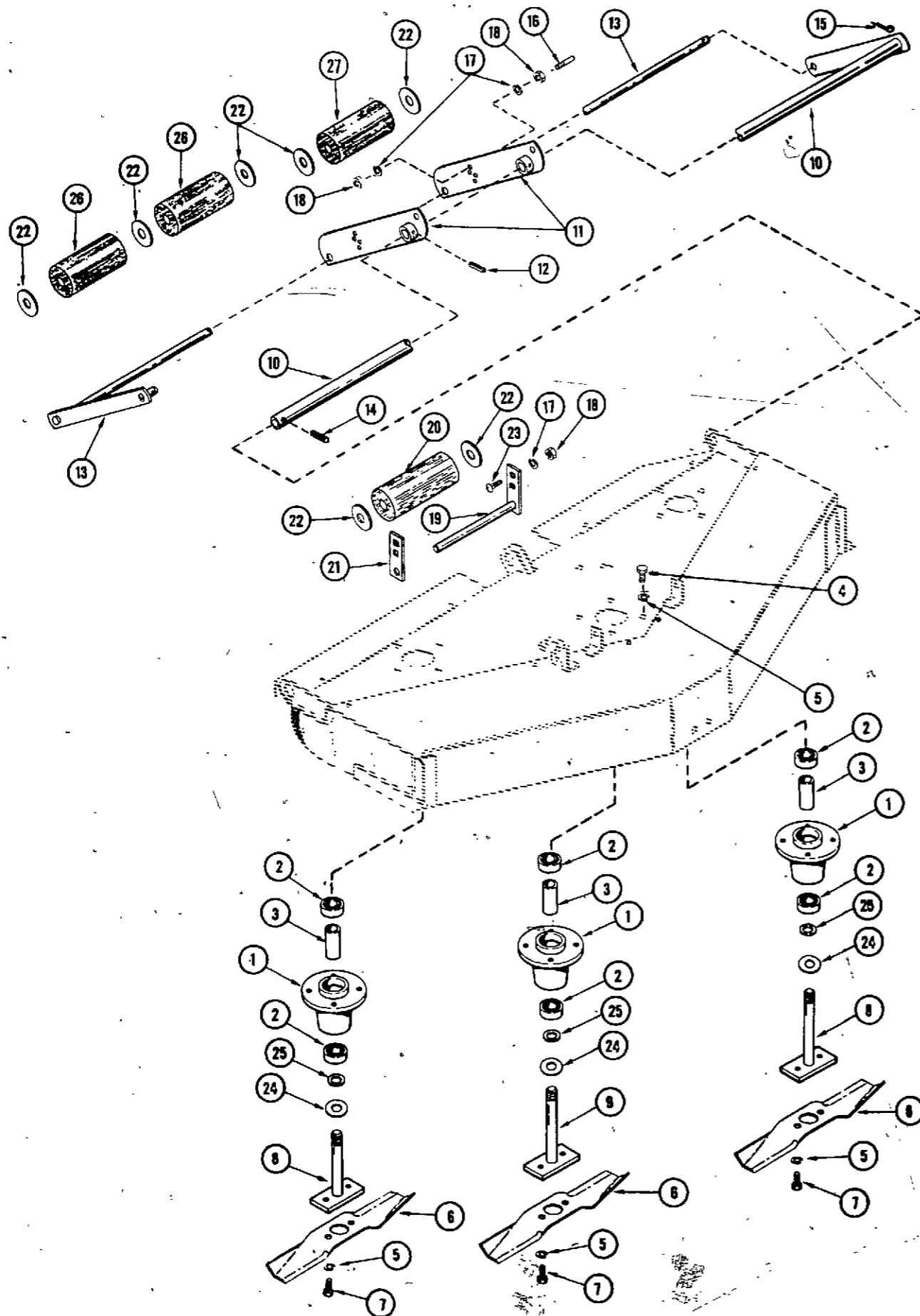
The grader blade serial number is located on the back of the mould board. There is no serial number located on the dump cart.

MODEL DESIGNATIONS	TRACTOR APPLICATION		
	155	195	T90
E38 ROTARY MOWER	X		
E44 ROTARY MOWER	X		
E44R ROTARY MOWER		X	
E44T ROTARY MOWER			X
D40 GRADER BLADE	X	(1)	(1)
D40R GRADER BLADE	(1)	X	X
C50 DUMP CART	X	X	X

(1) Will fit, but not recommended.

MODEL E38 ROTARY MOWER

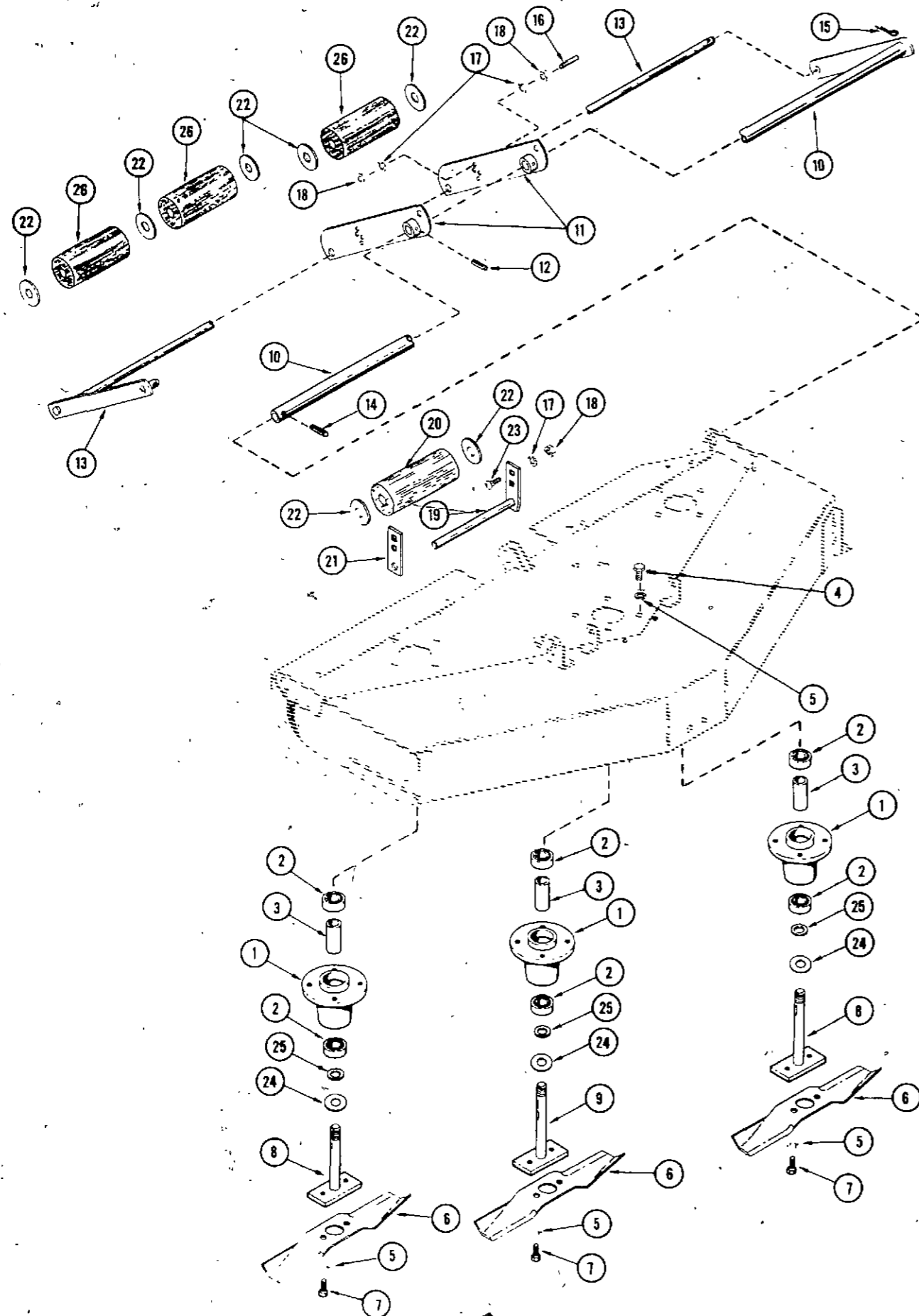
155 GARDEN TRACTOR



REF. PART NO.	DESCRIPTION	REQ'D
1 C 10807	HOUSING - mower spindle	3
2 C 10899	BEARING - spindle	6
3 C 10810	SPACER - bearing	3
4 15- 612	BOLT - 3/8" x 3/4" N.C. Hex	12
5 92- 6	LOCKWASHER - 3/8"	18
6 C 12261	BLADE - mower 14"	3
7 115- 206	BOLT - 3/8" x 5/8" N.C. Hex	6
8 C 10808	SPINDLE - outboard	2
9 C 12177	SPINDLE - center	1
10 C 12309	AXLE & ARM - roller lower	1
11 C 12323	LEVER - rear lift	2
12 138- 2033	PIN - spirol roll 1/4" x 1-3/8"	2
13 C 12307	TUBE & ARM - upper, roller support	1
14 138- 2008	PIN - spirol roll 1/4" x 1-1/8"	1
15 132- 310	PIN - cotter 1/8" x 1"	1
16 C 12520	STUD - roller stop	1
17 192- 21	LOCKWASHER - 3/8"	6
18 129- 103	NUT - 3/8"	6
19 C 12311	BRACKET - center roller	1
20 A 70524	ROLLER - center rubber 6-13/16" long	1
21 C 12272	PLATE - rear roller	1
22 195- 108	WASHER - plain 11/16" I.D., 1-3/4" O.D.	12
23 111- 362	BOLT - 3/8" x 1" Rd. Hd. Sq. Neck	4
24 C 10942	WASHER - bearing seal	6
25 C 10822	WASHER - mower spindle	3
26 A 70523	ROLLER - rubber 4-13/16"	6
27 C 12518	ROLLER - rubber 5-13/16"	1

MODEL E44 AND E44T ROTARY MOWER

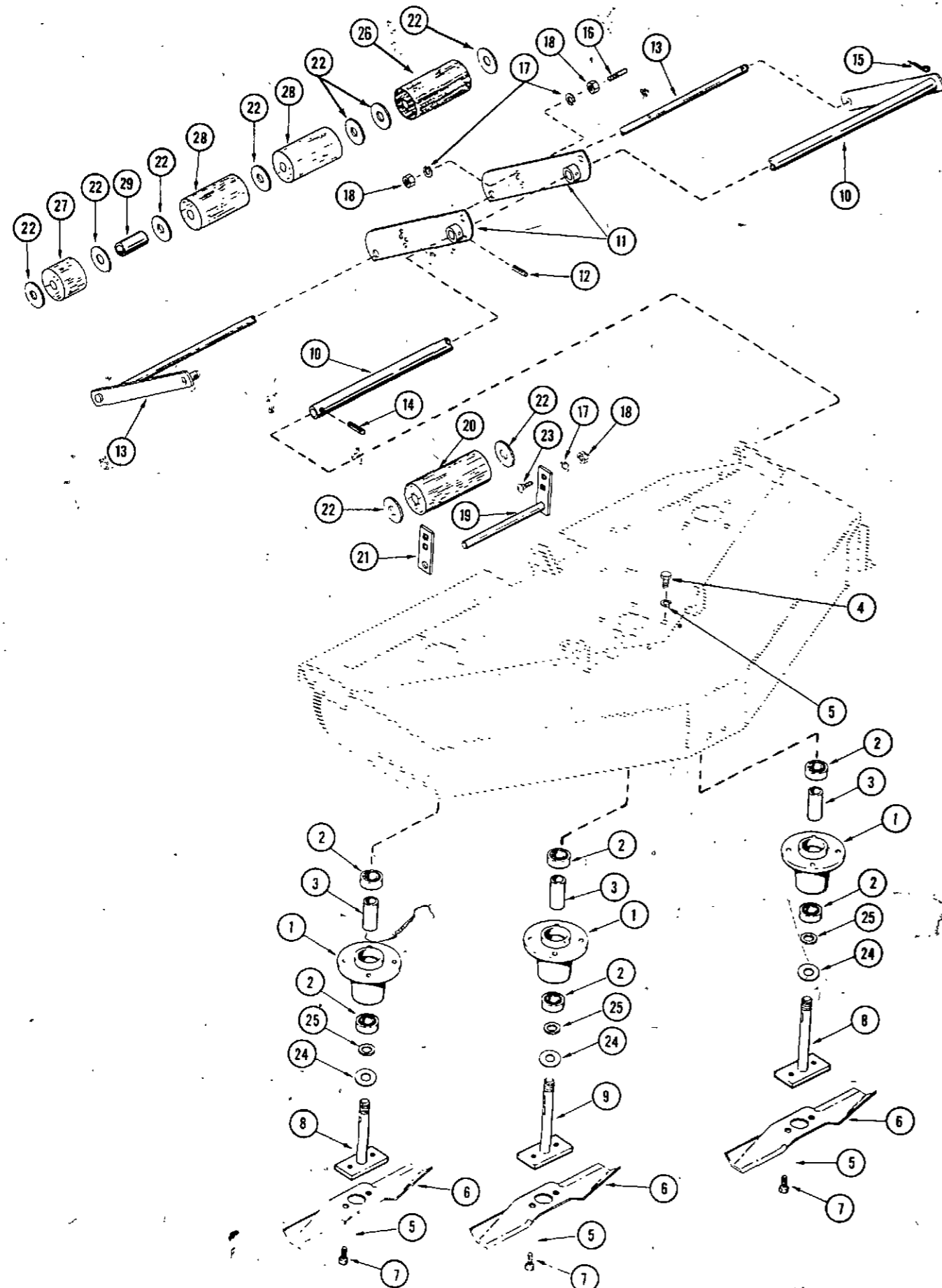
155 GARDEN TRACTOR AND T-90 UTILITY TRANSPORTER



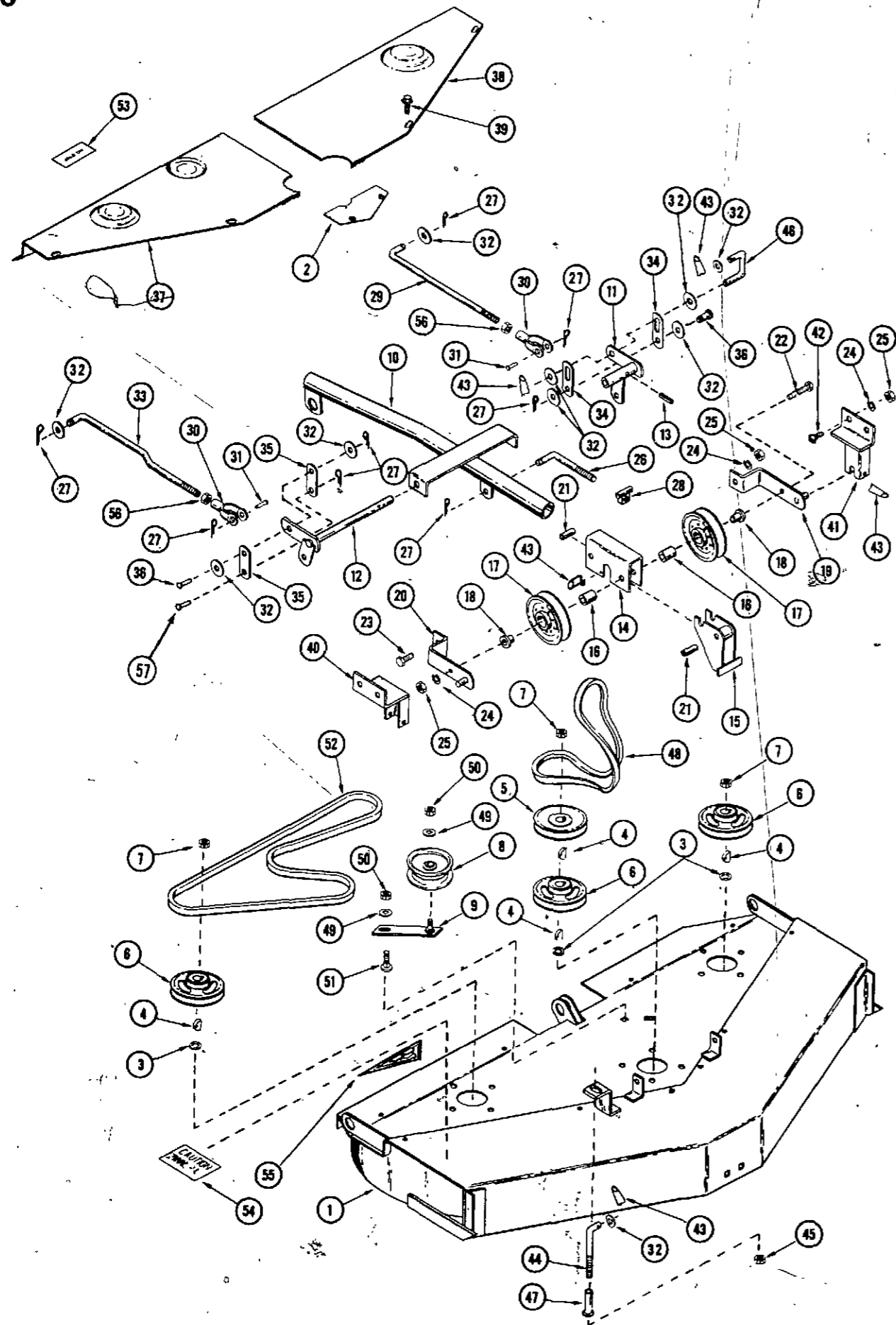
REF. PART NO.	DESCRIPTION	REQ'D
1 C 10807	HOUSING - mower spindle	3
2 C 10899	BEARING - spindle	6
3 C 10810	SPACER - bearing	3
4 15- 612	BOLT - 3/8" x 3/4" N.C. Hex	12
5 92- 6	LOCKWASHER - 3/8"	18
6 C 12262	BLADE - mower 15-1/2"	3
7 115- 206	BOLT - 3/8" x 5/8" N.C. Hex	6
8 C 10808	SPINDLE - outboard	2
9 C 12177	SPINDLE - center	1
10 C 11992	AXLE & ARM - roller lower	1
11 C 12323	LEVER - rear lift	2
12 138- 2033	PIN - spirol roll 1/4" x 1-3/8"	2
13 C 11990	TUBE & ARM - upper, roller support	1
14 138- 2008	PIN - spirol roll 1/4" x 1-1/8"	1
15 132- 310	PIN - cotter 1/8" x 1"	1
16 C 12520	STUD - roller stop	1
17 192- 21	LOCKWASHER - 3/8"	6
18 129- 103	NUT - 3/8"	6
19 C 12311	BRACKET - center roller	1
20 A 70524	ROLLER - center rubber 6-13/16" long	1
21 C 12272	PLATE - rear roller	1
22 195- 108	WASHER - plain 11/16" I.D., 1-3/4" O.D.	12
23 111- 362	BOLT - 3/8" x 1" N.C. Hex	4
24 C 10942	WASHER - bearing seal	3
25 C 10822	WASHER - mower spindle	3
26 C 12518	ROLLER - rubber 5-13/16"	7

MODEL E44R ROTARY MOWER

195 GARDEN TRACTOR



REF. PART NO.	DESCRIPTION	REQ'D
1	C 10807 HOUSING - mower spindle	3
2	C 10899 BEARING - spindle	6
3	C 10810 SPACER - bearing	3
4	15- 612 BOLT - 3/8" x 3/4" N.C. Hex	12
5	92- 6 LOCKWASHER - 3/8"	18
6	C 12262 BLADE - mower 15-1/2"	3
7	115- 206 BOLT - 3/8" x 5/8" N.C. Hex	6
8	C 10808 SPINDLE - outboard	2
9	C 12177 SPINDLE - center	1
10	C 11992 AXLE & ARM - roller lower	1
11	C 12323 LEVER - rear lift	2
12	138- 2033 PIN - spirol roll 1/4" x 1-3/8"	2
13	C 11990 TUBE & ARM - upper, roller support	1
14	138- 2008 PIN - spirol roll 1/4" x 1-1/8"	1
15	132- 310 PIN - cotter 1/8" x 1"	1
16	C 12520 STUD - roller stop	1
17	192- 21 LOCKWASHER - 3/8"	6
18	129- 103 NUT - 3/8"	6
19	C 12311 BRACKET - center roller	1
20	A 70524 ROLLER - center, rubber 6-13/16" long	1
21	C 12272 PLATE - rear roller	1
22	195- 108 WASHER - plain 11/16" I.D., 1-3/4" O.D.	14
23	111- 362 BOLT - 3/8" x 1" N.C. Hex	4
24	C 10942 WASHER - bearing seal	3
25	C 10822 WASHER - mower spindle	3
26	C 12518 ROLLER - rubber 5-13/16"	1
27	A 70514 ROLLER - rubber 2-3/8"	2
28	A 70523 ROLLER - rubber 4-13/16"	4
29	C 12266 SPACER - rear roller	2

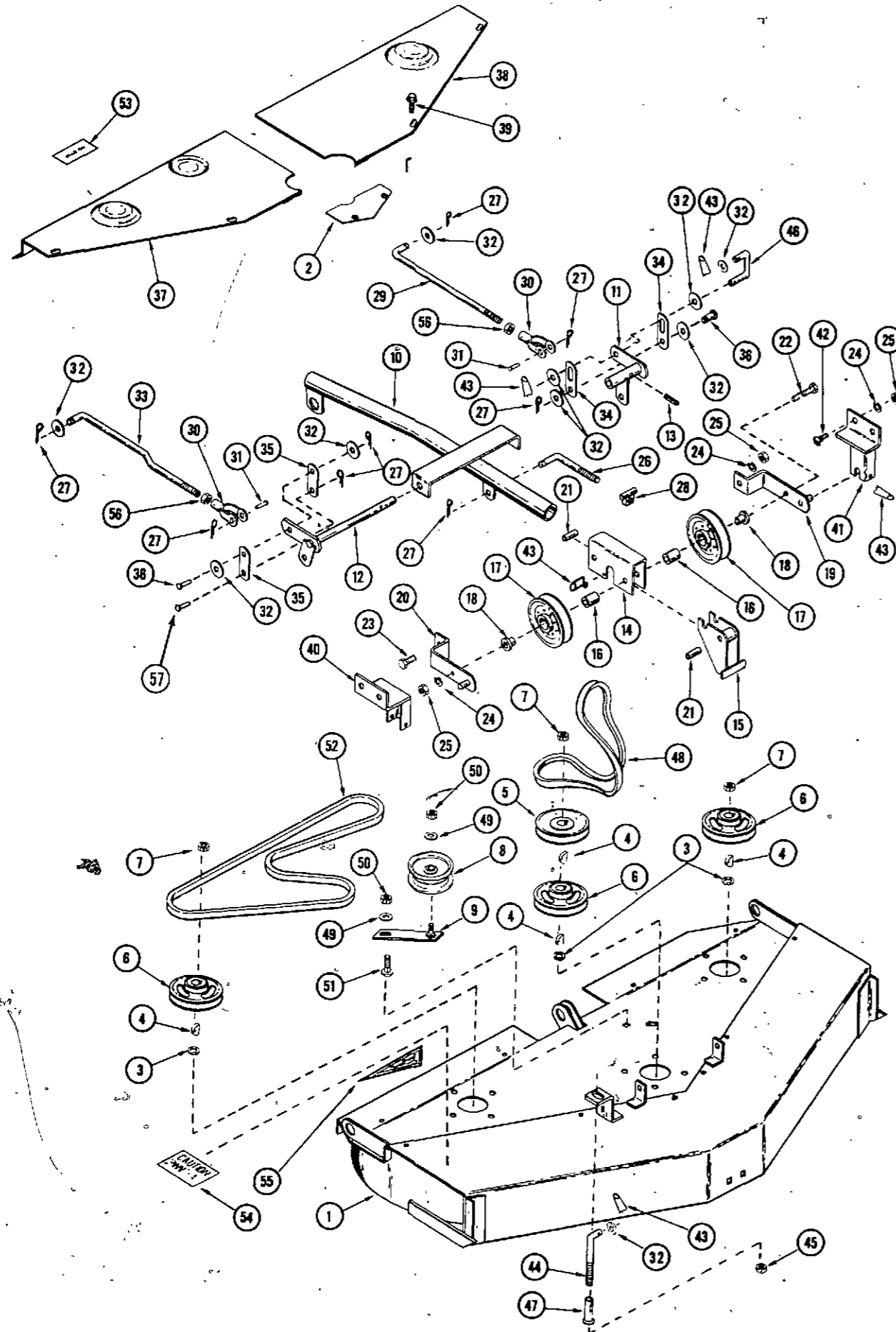


**ROTARY MOWER, GRADER BLADE AND DUMP CART
MODEL E38 ROTARY MOWER**

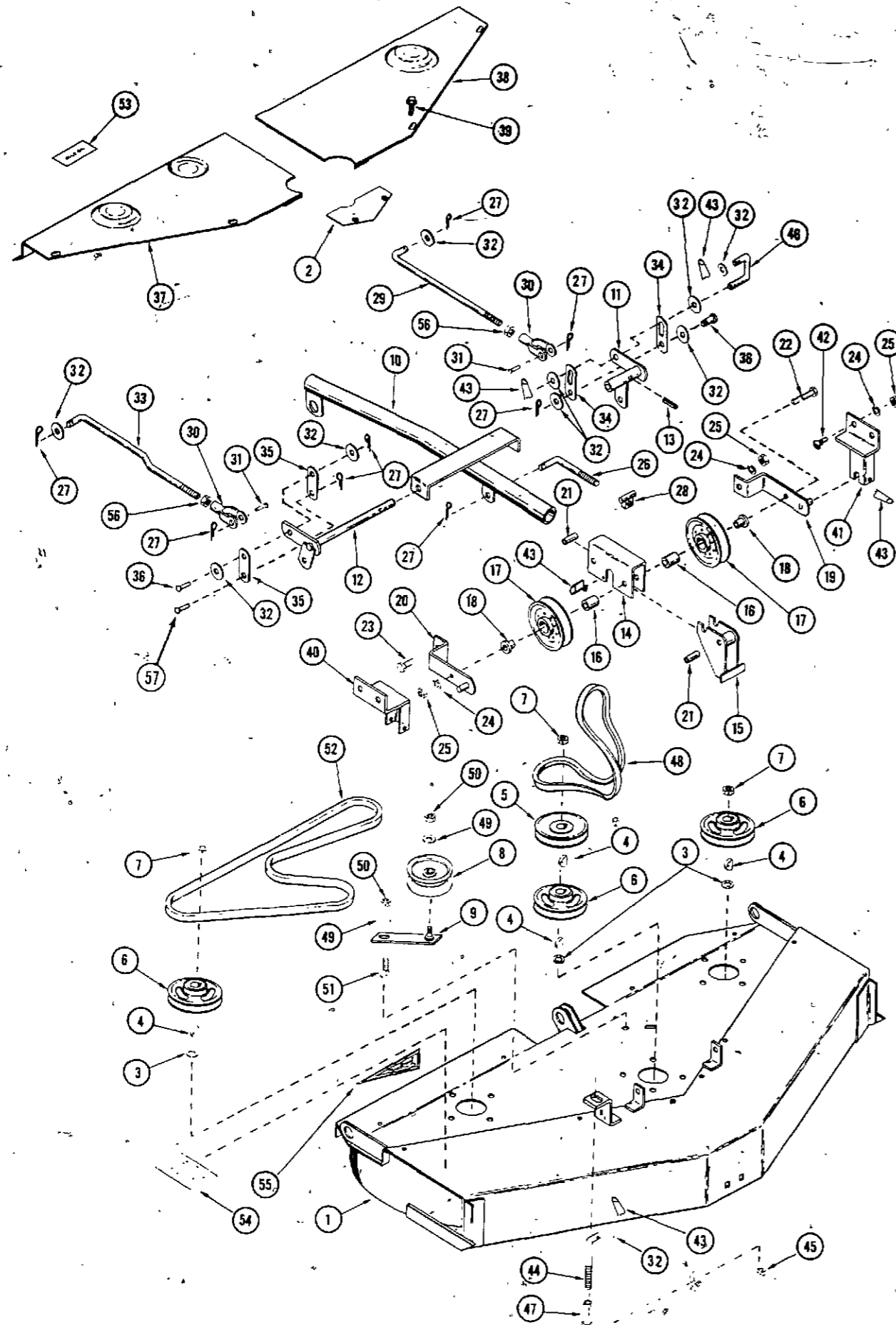
155 GARDEN TRACTOR

REF. PART NO.	DESCRIPTION	REQ'D
1	C 12283 DECK - mower E-38	1
2	C 13594 COVER - front deck belt	1
3	C 10822 WASHER - mower spindle	3
4	126- 19 KEY - Woodruff #11	4
5	C 12252 PULLEY - mower drive	1
6	C 12253 PULLEY - mower deck	3
7	131- 172 NUT - Gripco 3/4"-16 Hex	3
8	C 12251 PULLEY - deck idler	1
9	C 12183 BRACKET - idler	1
10	C 12225 FRAME - mower lift	1
11	C 12230 BELLCRANK - lift	1
12	C 12259 LEVER - front lift	1
13	138- 2002 PIN - spirol roll 3/16" x 1-1/4"	1
14	C 12250 CLAMP - tube	1
15	C 12254 LEVER - tensioning	1
16	C 12249 SPACER - idler pulley	2
17	C 10463 PULLEY - idler	2
18	C 12264 BUSHING - idler pulley	2
19	C 12255 BRACKET - idler pulley support L. H.	1
20	C 12256 BRACKET - idler pulley support R. H.	1
21	C 12236 SPACER	2
22	113- 258 BOLT - 3/8" x 6" N.C. Hex	1
23	113- 257 BOLT - 3/8" x 2-1/2" N.C. Hex	1
24	192- 21 LOCKWASHER - 3/8"	6
25	129- 103 NUT - 3/8" N.C. Hex	6
26	C 12242 ROD - tension adjust	1
27	132- 310 PIN - cotter 1/8" x 1"	8
28	C 12239 NUT - adjusting	1
29	C 11985 ROD - leveling L.H.	1
30	C 10952 YOKE	2
31	141- 6 PIN - clevis 1/2"	2
32	195- 530 WASHER - plain 1/2"	10
33	C 12513 ROD - leveling R.H.	1
34	C 12267 LINK - bottom lift L.H.	2
35	C 11984 LINK - center lift	2
36	C 10821 PIN - clevis 1/2" x 7/8"	2
37	C 12364 GUARD - deck belt R.H.	1
38	C 12365 GUARD - deck belt L.H.	1
39	187- 1036 SCREW - 1/4" x 1/2" Self-tapping Hex Head	10
40	C 12218 BRACKET - mower mounting R.H.	1
41	C 12219 BRACKET - mower mounting L.H.	1
42	111- 362 BOLT - 3/8" x 1-1/4" N.C. Rd. Hd. Sq. Neck	4
43	C 10898 PIN - safety	6
44	C 12327 ROD - adjusting lift	1
45	131- 165 NUT - 1/2" N.C. Gripco	1
46	C 12329 ROD - lift link	1
47	C 12571 SLEEVE - lift link	1
48	C 14982 BELT - drive	1
49	195- 522 WASHER - plain 3/8"	2
50	131- 178 NUT - 3/8" N.C. Gripco	2
51	111- 317 BOLT - 3/8" x 7/8" N.C. Rd. Hd. Sq. Neck	1
52	C 12627 BELT - mower deck	1
53	C 12519 DECAL - no step	2
54	A 70404 DECAL - caution spinning blade	2
55	C 12664 DECAL - ASA safety	2
56	129- 105 NUT - 1/2" N.C. Hex	2
57	C 14265 PIN - clevis 1/2"	1

ROTARY MOWER, GRADER BLADE AND DUMP CART
MODEL E44 ROTARY MOWER
155 GARDEN TRACTOR



REF. PART NO.	DESCRIPTION	REQ'D
1	C 12169 DECK - mower E-44	1
2	C 13594 COVER - front deck belt	1
3	C 10822 WASHER - mower spindle	3
4	126- 19 KEY - Woodruff #11	4
5	C 12252 PULLEY - mower drive	1
6	C 12253 PULLEY - mower deck	3
7	131- 172 NUT - Gripco 3/4"-16 Hex	3
8	C 12251 PULLEY - deck idler	1
9	C 12183 BRACKET - idler	1
10	C 12225 FRAME - mower lift	1
11	C 12230 BELLCRANK - lift	1
12	C 12259 LEVER - front lift	1
13	138- 2002 PIN - spiro roll 3/16" x 1-1/4"	1
14	C 12250 CLAMP - tube	1
15	C 12254 LEVER - belt tension	1
16	C 12249 SPACER - idler pulley	2
17	C 10463 PULLEY - idler	2
18	C 12264 BUSHING - idler pulley	2
19	C 12255 BRACKET - pivot L.H.	1
20	C 12256 BRACKET - pivot R.H.	1
21	C 12236 SPACER	2
22	113- 258 BOLT - 3/8" x 6" N.C. Hex	1
23	113- 257 BOLT - 3/8" x 2-1/2" N.C. Hex	1
24	192- 21 LOCKWASHER - 3/8"	6
25	129- 103 NUT - 3/8" N.C. Hex	6
26	C 12242 ROD - belt adjust	1
27	132- 310 PIN - cotter 1/8" x 1"	8
28	C 12239 NUT - adjusting	1
29	C 11985 ROD - front to rear lift L.H.	1
30	C 10952 YOKE	2
31	141- 6 PIN - clevis 1/2"	2
32	195- 530 WASHER - plain 1/2"	10
33	C 12513 ROD - front to rear lift R.H.	1
34	C 12267 LINK - bottom lift L.H.	2
35	C 11984 LINK - center lift	2
36	C 10821 PIN - clevis 1/2" x 7/8"	2
37	C 12278 GUARD - deck belt R.H.	1
38	C 12279 GUARD - deck belt L.H.	1
39	187- 1036 SCREW - 1/4" x 1/2" Self-tapping Hex Head	10
40	C 12218 BRACKET - mower mounting R.H.	1
41	C 12219 BRACKET - mower mounting L.H.	1
42	111- 362 BOLT - 3/8" x 1-1/4" N.C. Rd. Hd. Sq. Neck	4
43	C 10898 PIN - safety	6
44	C 12327 ROD - adjusting lift	1
45	131- 165 NUT - 1/2" N.C. Gripco	1
46	C 12329 ROD - lift link	1
47	C 12571 SLEEVE - lift link	1
48	C 14982 BELT - drive	1
49	195- 522 WASHER - plain 3/8"	2
50	131- 178 NUT - 3/8" N.C. Gripco	2
51	111- 317 BOLT - 3/8" x 7/8" N.C. Rd. Hd. Sq. Neck	1
52	C 10919 BELT - mower deck	1
53	C 12519 DECAL - no step	2
54	70404 DECAL - caution	2
55	C 12664 DECAL - ASA safety	2
56	129- 105 NUT - 1/2" N.C. Hex	2
57	C 14265 PIN - clevis 1/2"	1

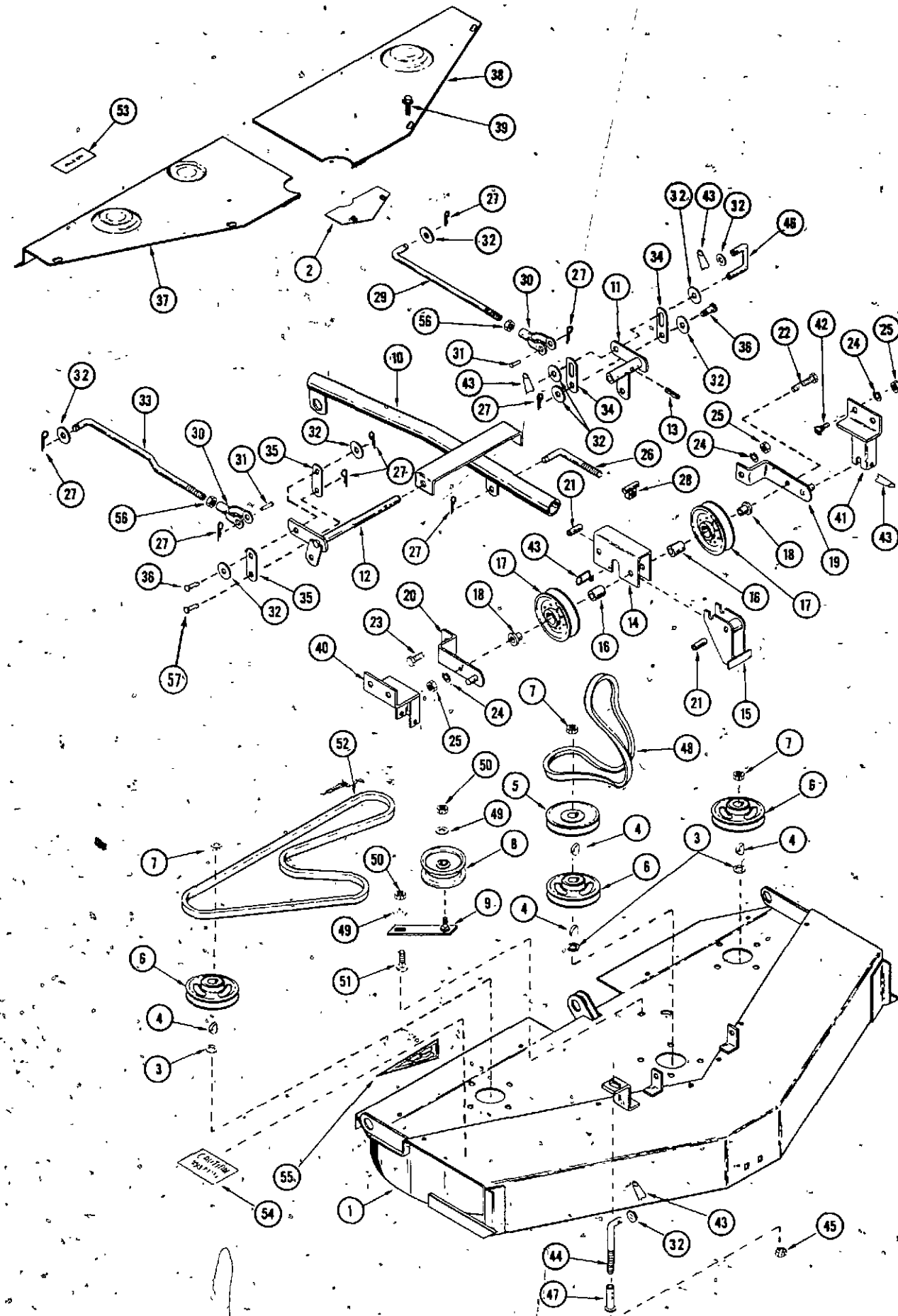


MODEL E44R ROTARY MOWER

REF. PART NO.	DESCRIPTION	REQ'D
1 C 12169	DECK - mower E-44	1
2 C 13594	COVER - front deck belt	1
3 C 10822	WASHER - mower spindle	3
4 126- 19	KEY - Woodruff #11	4
5 C 12252	PULLEY - mower drive	1
6 C 12253	PULLEY - mower deck	3
7 131- 172	NUT - Gripco 3/4"-16 Hex	3
8 C 12251	PULLEY - deck idler	1
9 C 12183	BRACKET - idler	1
10 C 12225	FRAME - mower lift	1
11 C 12230	BELLCRANK - lift	1
12 C 12259	LEVER - front lift	1
13 138- 2002	PIN - spirol roll 3/16" x 1-1/4"	1
14 C 12250	CLAMP - tube	1
15 C 12254	SPACER - idler pulley	1
16 C 12249	PULLEY - idler pulley	2
17 C 10463	PULLEY - idler	2
18 C 12264	BUSHING - idler pulley	2
19 C 12255	BRACKET - idler pulley support L.H.	1
20 C 12256	BRACKET - idler pulley support R.H.	1
21 C 12236	SPACER	2
22 113- 258	BOLT - 3/8" x 6" N.C. Hex	1
23 113- 257	BOLT - 3/8" x 2-1/2" N.C. Hex	1
24 192- 21	LOCKWASHER - 3/8"	6
25 129- 103	NUT - 3/8" N.C. Hex	6
26 C 12242	ROD - belt adjust	1
27 132- 310	PIN - cotter 1/8" x 1"	8
28 C 12239	NUT - adjusting	1
29 C 11985	ROD - leveling L.H.	1
30 C 10952	YOKE	2
31 141- 6	PIN - clevis 1/2"	2
32 195- 530	WASHER - plain 1/2"	10
33 C 12513	Rod - R.H.	1
34 C 12267	LINK - leveling L.H.	2
35 C 11984	LINK - center lift	2
36 C 10821	PIN - clevis 1/2" x 7/8"	2
37 C 12278	GUARD - deck belt R.H.	1
38 C 12279	GUARD - deck belt L.H.	1
39 187- 1036	SCREW - 1/4" x 1/2" Self-tapping Hex Head	10
40 C 12281	BRACKET - mower mounting R.H.	1
41 C 12282	BRACKET - mower mounting L.H.	1
42 111- 362	BOLT - 3/8" x 1-1/4" N.C. Rd. Hd. Sq. Neck	4
43 C 10898	PIN - safety	6
44 C 12328	ROD - adjusting lift	1
45 131- 165	NUT - 1/2" N.C. Gripco	1
46 C 12330	ROD - lift link	1
47 C 12571	SLEEVE - lift link	1
48 C 14894	BELT - drive	1
49 195- 522	WASHER - plain 3/8"	2
50 131- 178	NUT - 3/8" N.C. Gripco	2
51 111- 317	BOLT - 3/8" x 7/8" N.C. Rd. Hd. Sq. Neck	1
52 C 10919	BELT - mower deck	1
53 C 12519	DECAL - no step	2
54 A 70404	DECAL - caution	2
55 C 12664	DECAL - ASA safety	2
56 129- 105	NUT - 1/2" N.C. Hex	2
57 C 14265	PIN - clevis 1/2"	1

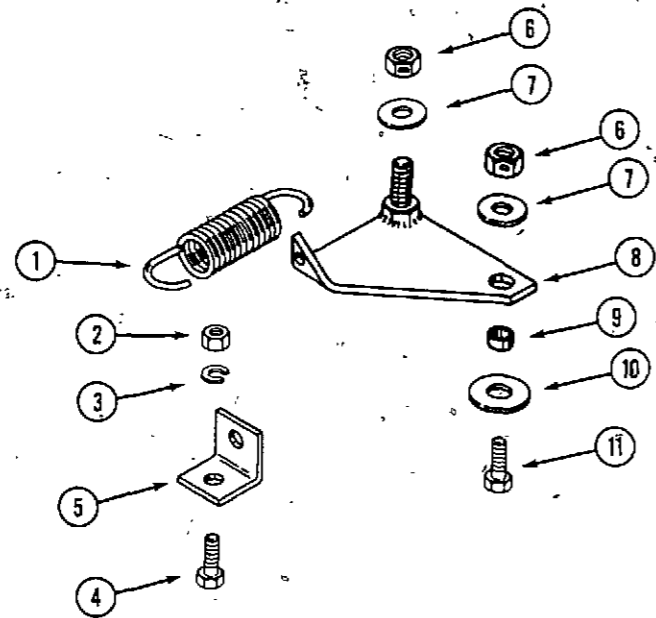
MODEL E44T ROTARY MOWER

T-90 UTILITY TRANSPORTER

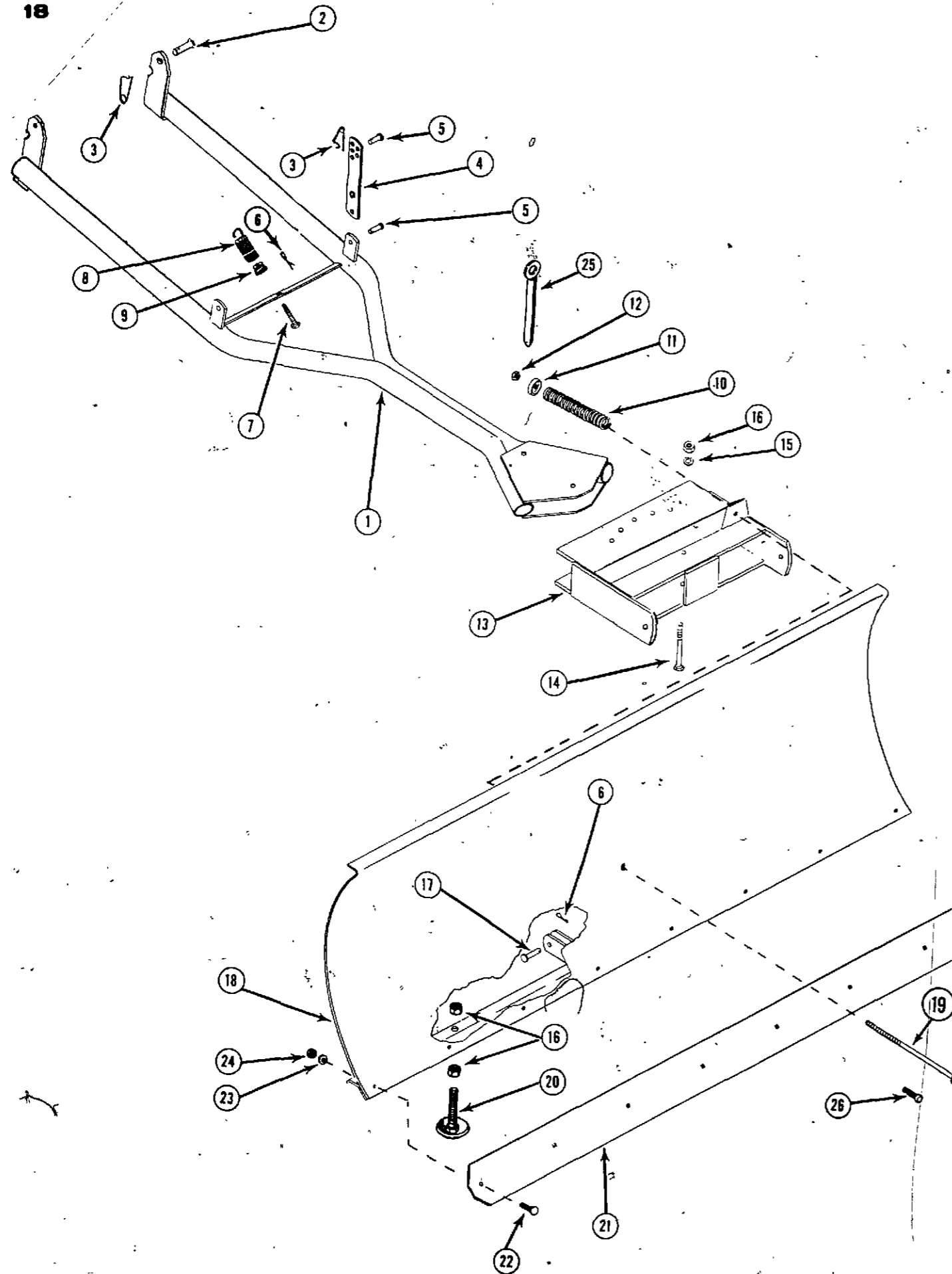


REF.	PART NO.	DESCRIPTION	REQ'D
1	C 12169	DECK - mower E-44	1
2	C 13594	COVER - front deck belt	1
3	C 10822	WASHER - mower spindle	3
4	126- 19	KEY - Woodruff #11	4
5	C 12252	PULLEY - mower drive	1
6	C 12253	PULLEY - mower deck	3
7	131- 172	NUT - Gripco 3/4"-16 Hex	3
8	C 12251	PULLEY - deck idler	1
9	C 12183	BRACKET - idler	1
10	C 12590	FRAME - mower lift	1
11	C 12230	BELLCRANK - lift	1
12	C 12259	LEVER - front lift	1
13	138- 2002	PIN - spirol roll 3/16" x 1-1/4"	1
14	C 12250	CLAMP - tube	1
15	C 12254	LEVER - tensioning	1
16	C 12249	SPACER - idler pulley	2
17	C 10463	PULLEY - idler	2
18	C 12264	BUSHING - idler pulley	2
19	C 12255	BRACKET - idler pulley support L.H.	1
20	C 12256	BRACKET - idler pulley support R.H.	1
21	C 12236	SPACER	2
22	113- 258	BOLT - 3/8" x 6" N.C. Hex	1
23	113- 257	BOLT - 3/8" x 2-1/2" N.C. Hex	1
24	192A, 21	LOCKWASHER - 3/8"	6
25	129- 103	NUT - 3/8" N.C. Hex	6
26	C 12591	ROD - belt adjust	1
27	132- 310	PIN - cotter 1/8" x 1"	8
28	C 12239	NUT - adjusting	1
29	C 11985	ROD - leveling L.H.	1
30	C 10952	YOKE	2
31	141- 6	PIN - clevis 1/2"	2
32	195- 530	WASHER - plain 1/2"	10
33	C 12513	ROD - R.H.	1
34	C 12267	LINK - leveling L.H.	2
35	C 11984	LINK - center lift	2
36	C 10821	PIN - clevis 1/2" x 7/8"	2
37	C 12278	GUARD - deck belt R.H.	1
38	C 12279	GUARD - deck belt L.H.	1
39	187- 1036	SCREW - 1/4" x 1/2" Self-tapping Hex Head	10
40	C 12585	BRACKET - mower mounting R.H.	1
41	C 12586	BRACKET - mower mounting L.H.	1
42	111- 362	BOLT - 3/8" x 1-1/4" N.C. Rd. Hd. Sq. Neck	4
43	C 10898	PIN - safety	6
44	C 12592	ROD - adjusting lift	1
45	131- 165	NUT - 1/2" N.C. Gripco	1
46	C 12593	ROD - lift link	1
47	C 12571	SLEEVE - lift link	1
48	C 14894	BELT - drive	1
49	195- 522	WASHER - plain 3/8"	2
50	131- 178	NUT - 3/8" N.C. Gripco	2
51	111- 317	BOLT - 3/8" x 7/8" N.C. Rd. Hd. Sq. Neck	1
52	C 10919	BELT - mower deck	1
53	C 12519	DECAL - no step	2
54	A 70404	DECAL - caution	2
55	C 12664	DECAL - ASA safety	2
56	129- 105	NUT - 1/2" N.C. Hex	2
57	C 14265	PIN - clevis 1/2"	1

**CASE ROTARY MOWER, GRADER BLADE AND DUMP CART 17B
C15081 DECK IDLER KIT
FOR "E" SERIES MOWERS**



REF. PART NO.	DESCRIPTION	REQ'D
C 15081-	KIT - deck idler	1
1 C 14482	SPRING - lift	1
2 129- 102	NUT - 5/16" NC hex ZP	1
3 192- 20	LOCKWASHER - 5/16" ZP	1
4 113- 102	BOLT - 5/16" x 3/4" NC hex ZP	1
5 C 15077	BRACKET - spring anchor	1
6 131- 178	NUT - lock 3/8" NC hex ZP	2
7 195- 522	WASHER - plain 3/8" ZP	2
8 C 14731	BRACKET - idler	1
9 C 14768	SPACER	1
10 195- 530	WASHER - plain 1/2" ZP	1
11 113- 207	BOLT - 3/8" x 1" NC hex ZP	1



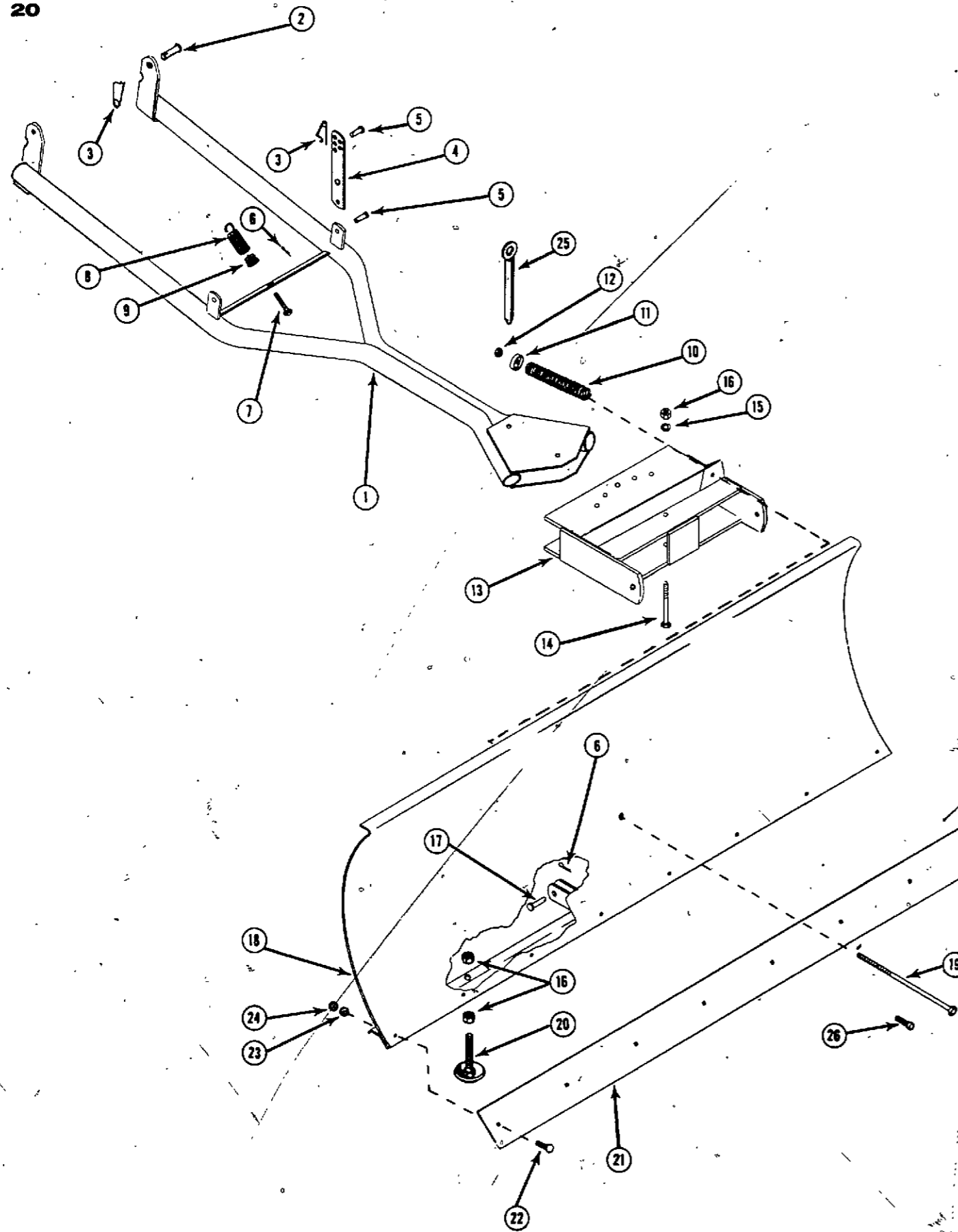
MODEL D40 GRADER BLADE

155 GARDEN TRACTOR

REF. PART NO.	DESCRIPTION	REQ'D
1 C 10850	FRAME - grader	1
2 C 10820	PIN - clevis - 5/8"	2
3 C 10898	PIN - safety	4
4 C 12887	LINK - grader lift	2
5 C 10821	PIN - clevis - 1/2"	4
6 132- 48	PIN - cotter - 1/8" x 1"	4
7 C 10967	BOLT - 3/8" x 3" hex head	1
8 C 10966	SPRING - extension	1
9 C 10965	PLUG - spring adjustment	1
10 C 10921	SPRING - compression	1
11 C 10896	WASHER - cup	1
12 129- 103	NUT - 3/8"-16 N. C.	1
13 C 10873	WELDMENT - blade pivot	1
14 15- 856	BOLT - 1/2" x 3-1/2" N. C.	1
15 92- 8	WASHER - 1/2" SAE std. lock	1
16 25- 108	NUT - 1/2"-13 N. C.	5
17 141- 56	PIN - clevis - 1/2"	2
18 C 10870	BLADE - 44" grader	1
19 C 11049	BOLT - 3/8" x 10" N. C. ZP	1
20 C 10968	SHOE - grader	2
21 C 10871	BLADE - 44" scraper	1
22 11- 516	BOLT - 5/16" x 1" round head	9
23 92- 5	WASHER - 5/16" SAE std. lock	9
24 25- 105	NUT - 5/16"-18 hex	9
25 C 10888	PIN - locking	1
26 111- 342	BOLT - 3/8" x 1" - round head, square neck	1

MODEL D40R GRADER BLADE

195 GARDEN TRACTOR AND T-90 UTILITY TRANSPORTER

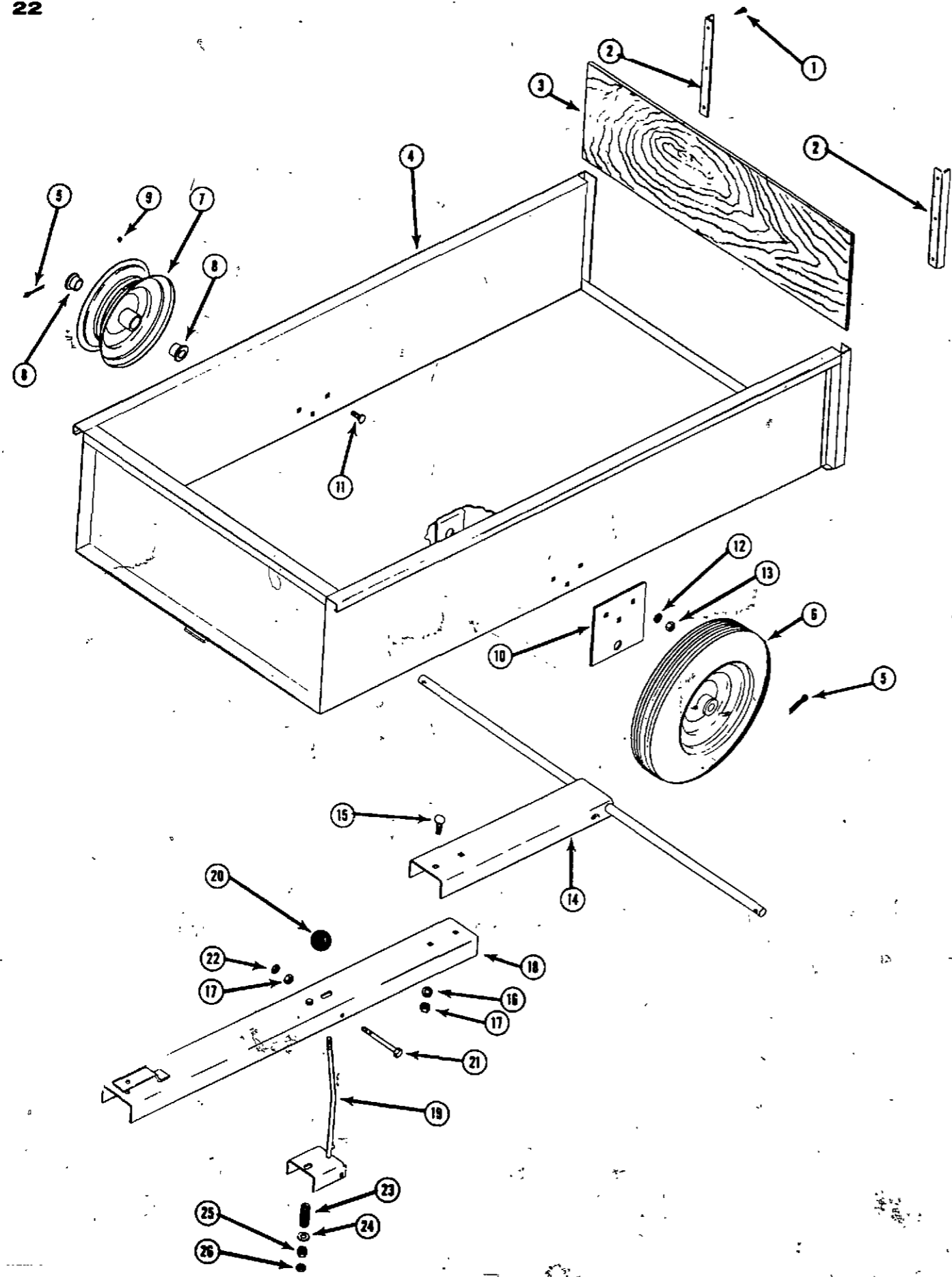


REF. PART NO.	DESCRIPTION	REQ'D
1 C 10850	FRAME - grader	1
2 C 10820	PIN - clevis - 5/8"	2
3 C 10898	PIN - safety	4
4 C 12887	LINK - grader lift	2
5 C 10821	PIN - clevis - 1/2"	4
6 132- 48	PIN - cotter - 1/8" x 1"	4
7 C 10967	BOLT - 3/8" x 3" hex head	1
8 C 10966	SPRING - extension	1
9 C 10965	PLUG - spring adjustment	1
10 C 10921	SPRING - compression	1
11 C 10896	WASHER - cup	1
12 129- 103	NUT - 3/8"-16 N. C.	1
13 C 10873	WELDMENT - blade pivot	1
14 15- 856	BOLT - 1/2" x 3-1/2" N. C.	1
15 92- 8	WASHER - 1/2" SAE std. lock	1
16 25- 108	NUT - 1/2"-13 N. C.	5
17 141- 56	PIN - clevis - 1/2"	2
18 C 10881	BLADE - 50" grader	1
19 C 11049	BOLT - 3/8" x 10" N. C. ZP	1
20 C 10968	SHOE - grader	2
21 C 10878	BLADE - 50" scraper	1
22 11- 516	BOLT - 5/16" x 1" round head	10
23 92- 5	WASHER - 5/16" SAE std. lock	10
24 25- 105	NUT - 5/16"-18 hex	10
25 C 10888	PIN - locking	1
26 111- 342	BOLT - 3/8" x 1" - round head, square neck	1

ROTARY MOWER, GRADER BLADE AND DUMP CART 23

MODEL C50 DUMP CART

155 AND 195 GARDEN TRACTORS
AND T-90 UTILITY TRANSPORTER

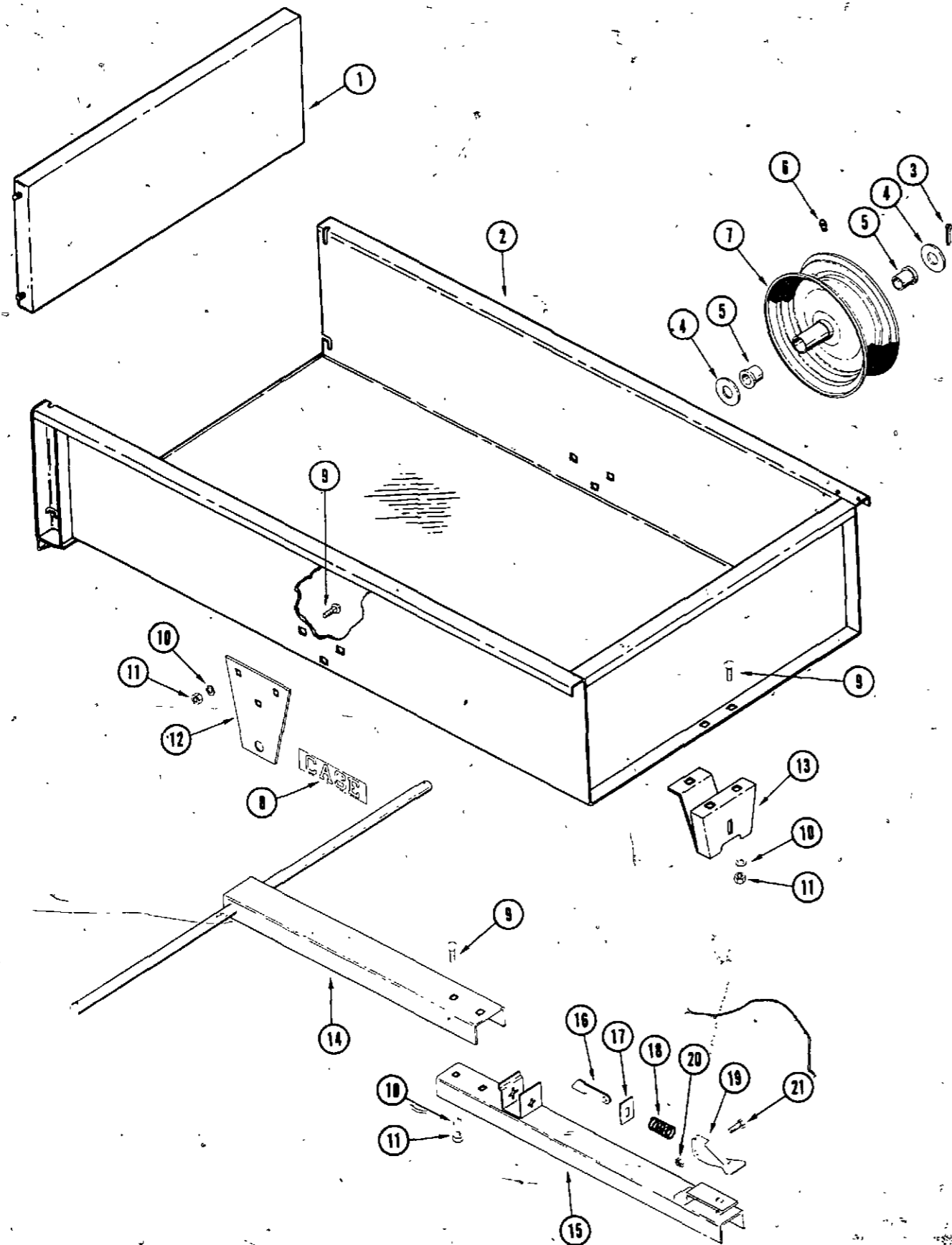


REF. PART NO.	DESCRIPTION	REQ'D
1 186- 218	SCREW - 5/8" No. 5 round head	6
2 C 11436	ANGLE - stiffener	2
3 C 11437	TAIL GATE - wood	1
4 C 10660	BODY - trailer assembly	1
5 132- 93	PIN - cotter 3/16" x 1-1/4"	2
6 A 70063	WHEEL - assembly	2
7 A 70479	RIM - wheel 4 x 8	1
8 A 70398	BUSHING - wheel flanged 3/4"	2
9 219- 1	GREASE FITTING - zerk	1
10 C 10664	BRACKET - axle	2
11 12- 512	BOLT - 5/16" x 3/4" rd. hd., sq. neck	6
12 92- 5	WASHER - 5/16" SAE std. lock	6
13 25- 105	NUT - 5/16" N.C. Hex	6
14 C 10666	TONGUE - rear assembly with axle	1
15 12- 612	BOLT - 3/8" x 3/4" rd. hd., sq. neck	2
16 92- 6	WASHER - 3/8" SAE std. lock	2
17 25- 106	NUT - 3/8" N.C. Hex	3
18 C 10665	TONGUE - front assembly	1
19 C 10661	LEVER - release	1
20 C 10662	KNOB - release lever	1
21 15- 656	BOLT - 3/8" x 3-1/2" hex head	1
22 25- 146	NUT - 3/8" N.C. hex jam	1
23 C 10663	SPRING - release lever	1
24 95- 5	WASHER - 5/16" SAE std. plain	1
25 25- 105	NUT - 5/16" N.C. hex	1
26 25- 145	NUT - 5/16" N.C. hex jam	1

ROTARY MOWER, GRADER BLADE AND DUMP CART 25

MODEL E50 DUMP CART

155 AND 195 GARDEN TRACTORS
AND T-90 UTILITY TRANSPORTER



REF. PART NO.	DESCRIPTION	REQ'D
1 C 13417	TAILGATE	1
2 C 13416	BODY	1
3 132- 312	PIN - cotter, 3/16" x 1-1/4"	1
4 195- 109	WASHER, 3/4"	2
5 A 70398	BUSHING - 3/4" flanged	4
6 219- 1	FITTING - lube	4
7 A 70479	WHEEL RIM	2
8 321- 429	DECAL - Case	2
9 111- 215	BOLT - 5/16" x 3/4" Rd. Hd. Sq. Neck Zinc Plated	11
10 192- 20	LOCKWASHER - 5/16" Zinc Plated	11
11 129- 102	NUT - 5/16" N.C. Hex Zinc Plated	11
12 C 13418	BRACKET - axle mounting	2
13 C 13419	BRACKET - release	1
14 C 13425	TONGUE - rear assembly w/axle	1
15 C 13421	TONGUE - front	1
16 C 13422	LATCH - release	1
17 C 13423	GUIDE - release	1
18 C 13420	SPRING - release	1
19 C 13424	LEVER - release	1
20 131- 351	NUT - lock 5/16"	1
21 113- 103	BOLT - 5/16" x 1" N.C. Hex	1

NUMERICAL INDEX

PART NO.	PAGE NO.	REF. NO.	PART NO.	PAGE NO.	REF. NO.	PART NO.	PAGE NO.	REF. NO.
132-	93	23			5			
132-	310	5			15			
132-	310	7			15			
132-	310	9			15			
132-	310	11			27			
132-	310	13			27			
132-	310	15			27			
132-	310	17			27			
132-	312	25			3			
138-	2002	11			13			
138-	2002	13			13			
138-	2002	15			13			
138-	2002	17			13			
138-	2008	5			14			
138-	2008	7			14			
138-	2008	9			14			
138-	2033	5			12			
138-	2033	7			12			
138-	2033	9			12			
141-	6	11			31			
141-	6	13			31			
141-	6	15			31			
141-	6	17			31			
141-	56	19			17			
141-	56	21			17			
186-	218	23			1			
187-	1036	11			39			
187-	1036	13			39			
187-	1036	15			39			
187-	1036	17			39			
192-	20	17B			3			
192-	20	25			10			
192-	21	5			17			
192-	21	7			17			
192-	21	9			17			
192-	21	11			24			
192-	21	13			24			
192-	21	15			24			
192-	21	17			24			
195-	108	5			22			
195-	108	7			22			
195-	108	9			22			
195-	109	25			4			
195-	522	11			49			
195-	522	13			49			
195-	522	15			49			
195-	522	17			49			
195-	522	17B			7			
195-	530	11			32			
195-	530	13			32			
195-	530	15			32			
195-	530	17			32			
195-	530	17B			10			
219-	1	23			9			
219-	1	25			6			
321-	429	25			8			

INGERSOLL
Ingersoll Equipment Co., Inc.

INGERSOLL

Ingersoll Equipment Co., Inc.

INGERSOLL

Ingersoll Equipment Co., Inc.

INGERSOLL

Ingersoll Equipment Co., Inc.

INGERSOLL

Ingersoll Equipment Co., Inc.

INGERSOLL

Ingersoll Equipment Co., Inc.

INGERSOLL

Ingersoll Equipment Co., Inc.

INGERSOLL
Ingersoll Equipment Co., Inc.

INGERSOLL
Ingersoll Equipment Co., Inc.

INGERSOLL

Ingersoll Equipment Co., Inc.

INGERSOLL

Ingersoll Equipment Co., Inc.

INGERSOLL

Ingersoll Equipment Co., Inc.

INGERSOLL

Ingersoll Equipment Co., Inc.