


**COMPACT WHEEL LOADERS
6018, 6018BH, 6018B
Parts Catalog 8-3051**

NOTE: This manual replaces 8-3050

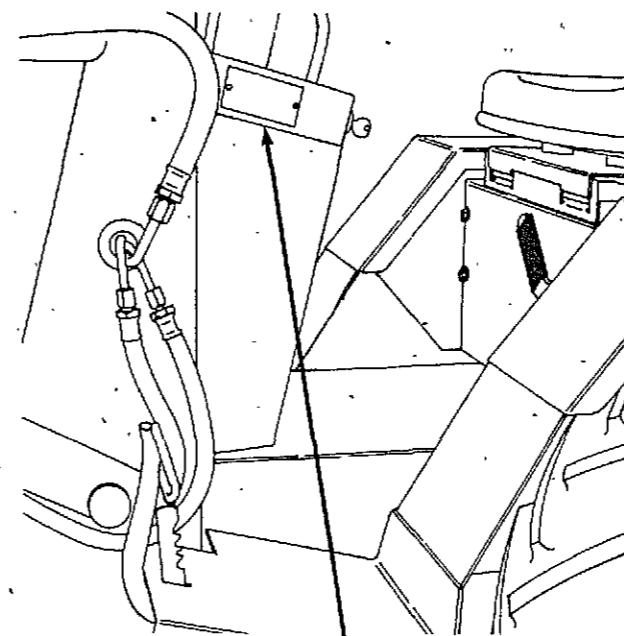
11-92-RP-500-310



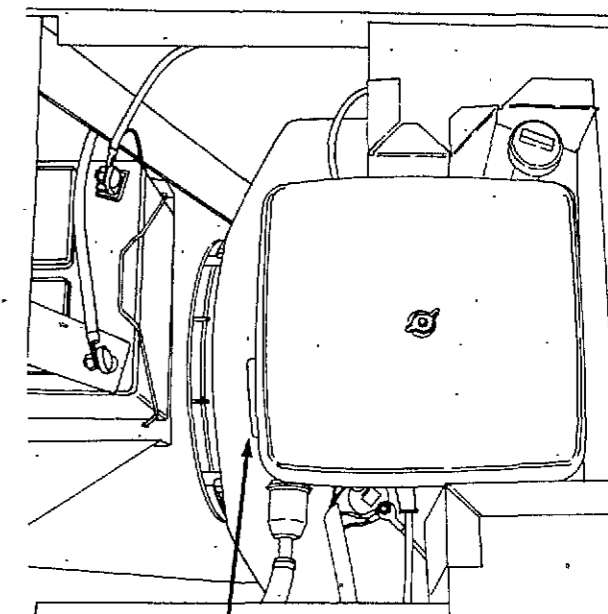
A

MODEL 6018, 6018BH AND 6018B COMPACT WHEEL LOADERS

**PRODUCT IDENTIFICATION NUMBERS (P.I.N.)
AND SERIAL NUMBERS (S/N)**



TRACTOR MODEL AND P.I.N. NUMBER



**ENGINE MODEL, SERIAL AND
SPECIFICATION NUMBERS**

NOTE: This catalog contains references to serial or P.I.N. numbers. Use these numbers as a guide to order the correct part.

TRACTOR MODEL

6018, 6018BH AND 6018B

ENGINE MODEL

**C33283 ENGINE
MODEL P218G
SPEC. NO. 10742B AND 10905C**

GENERAL INFORMATION

INDEX

There is an index at the front and rear of this catalog.

The front index is an alphabetical index of the major groups or assemblies.

The rear index is a numerical index of the part numbers and pages on which these numbers are shown.

ILLUSTRATION

Each illustration in this catalog shows a group of parts or components. These parts and components are aligned approximately as the parts and components on your machine. Each part and component in an illustration has a reference number. These reference numbers are in a list on the page opposite of the illustration. Next to the reference number is the part number, description and required quantity of the part shown in the illustration.

UAR - "Use as required" indicates that the part quantity is variable.

NSS - "Not sold separately" indicates that the part is only available as a component of an assembly or the part must be purchased locally. If the part is an assembly component, the description will be indented under the assembly description in the parts list.

O/L - "Obtain locally"

** - "Footnotes" are added to a part number when more information is needed for identification. They only relate to the part numbers indicated.

PARTS ORDERS

All orders must include the following information:

1. Correct part number.
2. Complete description of part or component.
3. Total quantity of each part or component.
4. Product model number.
5. All necessary product identification numbers.
6. Method for sending the parts.
7. Complete and correct address.

CATALOG REVISIONS

As the product changes, new pages will be available for your catalog. A notice will be issued.

IMPORTANT: Put all revisions into the catalog as soon as possible.

RIGHT HAND AND LEFT HAND IDENTIFICATION

The words right hand (RH) and left hand (LH) as used in this catalog indicate the direction while you are in the operator's seat in the normal operating position.

INDENTED DESCRIPTIONS

An assembly can have many components. The components of an assembly are indicated by an indented description. The quantity for an indented part is the total needed for that complete assembly. See the example.

REF.	PART NO.	DESCRIPTION	REQ'D
	C 55159	CYLINDER ASSY - rear steering	1
28	C 56208	SOCKET ASSY - rear cylinder	1
29	C 55956	PLUG - adjusting, socket assy	1
30	C 55957	SEAT - socket ball	2
31	C 56210	SPRING - socket	1
32	C 56209	SEAT - socket spring	1
33	G 45175	CLAMP ASSY - socket assy	1
	16- 836	BOLT - 1/2" x 2-1/4" N.F. hex	1
34	132- 104	PIN - cotter, 3/16" x 3"	1
35	C 55889	STUD - ball, socket & cylinder	2
36	13- 410	BOLT - 1/4" x 5/8" N.C., hex	4
37	92- 4	LOCK WASHER - 1/4" SAE	4

ALPHABETICAL INDEX

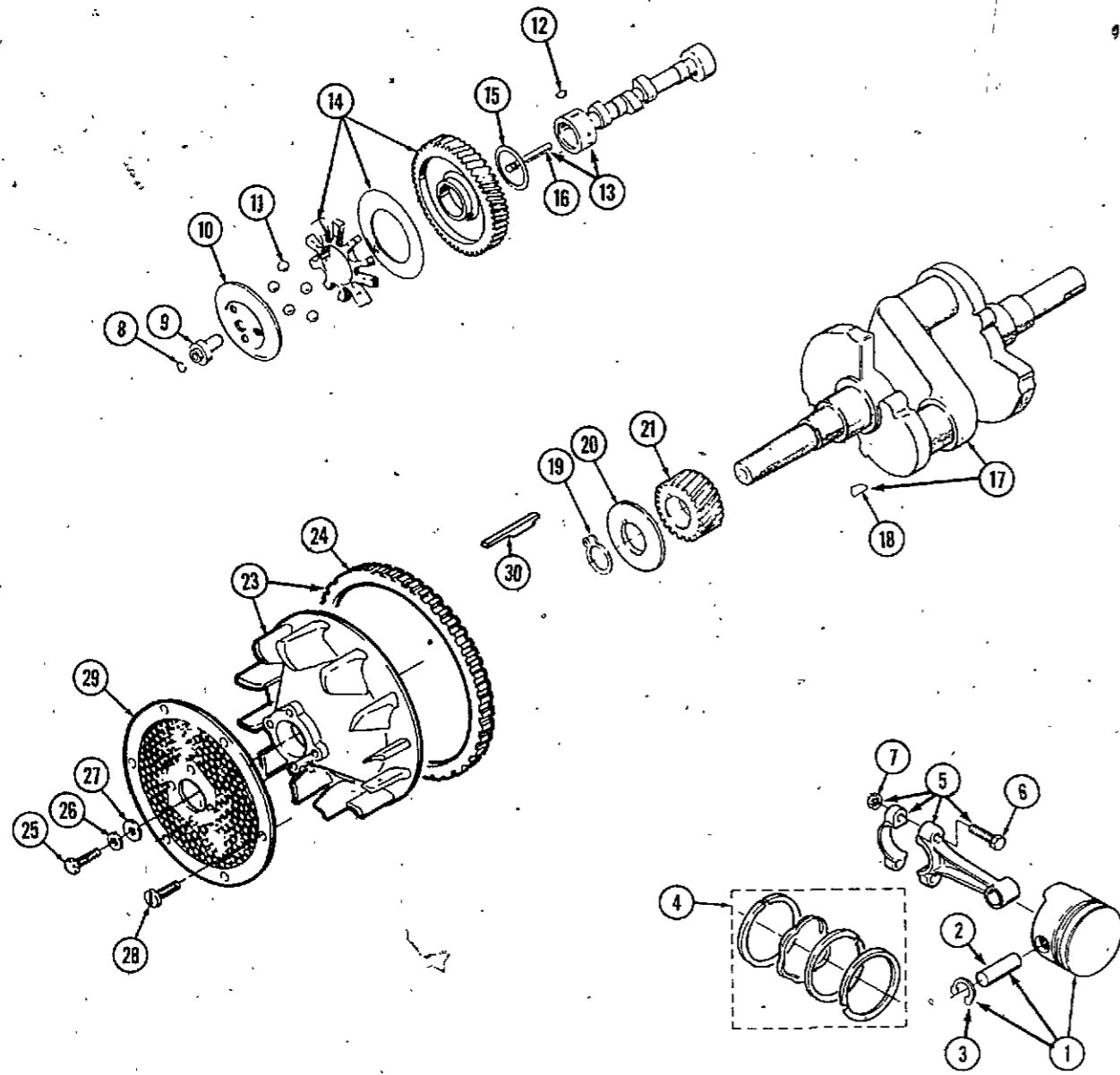
ONAN ENGINE SECTION

	Page	Grid	Page	Grid
Air Cleaner	17	B4	Fuel Pump	15 B2
Blower Housing	21	B8	Fuel System	15 B2
Camshaft	5	A6	Governor	13-21 A14-B8
Carburetor	19	B6	Motor, Starter	63 E8
Crankshaft	5	A6	Mounts, motor	23 B10
Engine Block & Attaching Parts	7-9	A8-A10	Oil Base	11 A12
Exhaust System	23	B10	Oil Pump	11 A12
Filter, Oil	11	A12	Pistons & Rods	5 A6
Flywheel	5	A6	Rotor, ignition	13 A14
			Valves	7 A8

BASIC TRACTOR SECTION

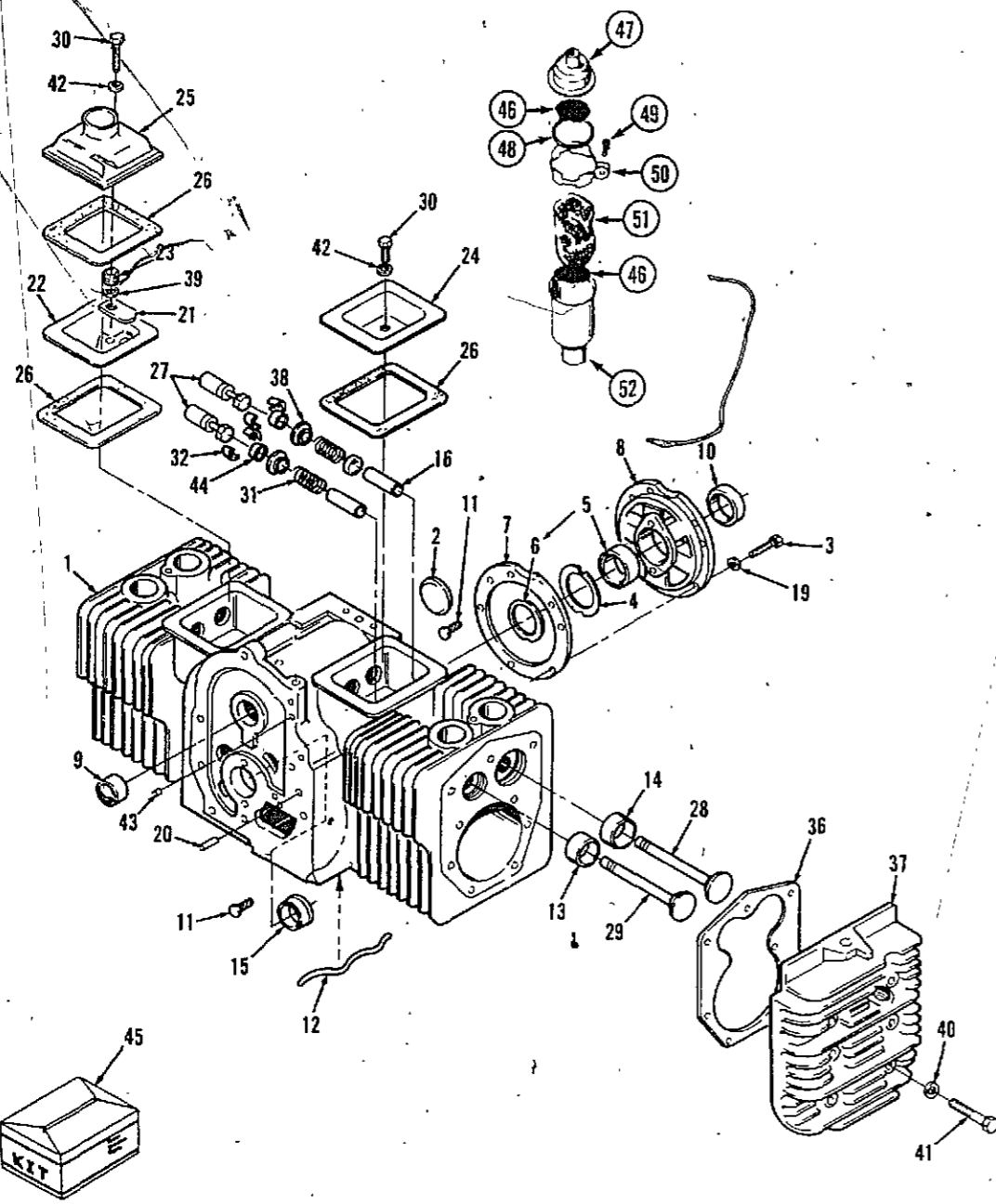
	Page	Grid	Page	Grid
Axle - Front	29	C2	Hydraulic System (Bucket)	45 D4
Axle - Rear	35	C8	Hydraulic System (Drive)	43 D2
Backhoe Seat Assembly	27	B14	Hydraulic System (Power Steering)	43 D2
Backhoe Mounting Components	75	F6	Hydraulic System (Primary)	37-39 C10-C12
Baffles & Shields	23	B10	Motor - Hydraulic Drive	55 D14
Brakes	31	C4	Pump - Manual, Power Steering	57 E2
Bucket & Arms	33	C6	Pump - Main	49 D8
Controls - Choke & Throttle	19	B6	Reservoir Tray	49 D8
Control - Speed, Hydraulic	61	E6	Valve - Control, Tractor	51 D10
Decals	69	E14	Valve Control Linkage - Travel	61 E6
Electrical System	65-67	E10-E12	Valve & Control Linkage - Bucket	53 D12
Fenders	27	B14	Instruments, Electrical	65 E10
Fork Lift - LL20	73	F4	Lever - Range Selector	27 B14
Frame, Grille & Hood	25	B12	Lift - Implement, Hydraulic	77-79 F8-F10
F-27 Hitch Adapter	77	F8	Seat - Operator's	27 B14
Hitch, Draw Bar	71	F2	Steering Wheel	43 D2
Hydraulic System	37-61	C10-E6	Tool Box	27 B14
Coupling - Pump Drive	49	D8	Transmission	35 C8
Cylinder - Arms	59	E4	Weight Box	71 F2
Cylinder Bucket	59	E4	Wheels - Front & Rear	29 C2
Filter, Oil (early production)	49	D8	Wheel Weights - Model WW60	71 F2
Hydraulic Backhoe Lines	41	C14		
Hydraulic PTO Lines	47	D6		
Hydraulic PTO Valve	47	D6		

PISTON, CRANKSHAFT, FLYWHEEL AND CAMSHAFT



REF.	PART NO.	DESCRIPTION	REQ'D
1	C 24931	PISTON - standard (includes pin and retaining ring)	2
1	C 24932	PISTON - .005 (0.13 mm) oversize (includes pin and retaining ring)	2
1	C 24933	PISTON - .010 (0.25 mm) oversize (includes pin and retaining ring)	2
1	C 24934	PISTON - .020 (0.51 mm) oversize (includes pin and retaining ring)	2
1	C 24935	PISTON - .030 (0.76 mm) oversize (includes pin and retaining ring)	2
1	C 24936	PISTON - .040 (1.02 mm) oversize (includes pin and retaining ring)	2
2	C 29972	PIN - piston	2
3	C 20241	RING - retaining	4
4	C 29739	RING SET - piston (standard)	2
4	C 24938	RING SET - piston .005" (0.13mm) oversize	2
4	C 24939	RING SET - piston .010" (0.25 mm) oversize	2
4	C 24940	RING SET - piston .020" (0.51 mm) oversize	2
4	C 24941	RING SET - piston .030" (0.76 mm) oversize	2
4	C 24942	RING SET - piston .040" (1.02 mm) oversize	2
5	C 25383	CONNECTING ROD - (standard) includes nut & bolt	2
5	C 25384	CONNECTING ROD - .010" (0.25 mm) undersize, includes nut & bolt	2
5	C 25385	CONNECTING ROD - .020" (0.51 mm) undersize, includes nut & bolt	2
5	C 25386	CONNECTING ROD - .030" (0.76 mm) undersize, includes nut & bolt	2
6	C 25774	BOLT - connecting rod 5/16" special N.F.	4
7	C 25775	NUT - lock, connecting rod 5/16" N.F.	4
8	C 20223	RING - retaining	1
9	C 24325	HUB - governor cup	1
10	C 24326	CUP - governor	1
11	211- 216	BALL - governor	5
12	126- 9	KEY - woodruff 1/8" x 1/2"	1
13	C 32468	CAMSHAFT - (includes pin)	1
14	C 22261	GEAR ASSEMBLY - camshaft	1
15	C 20229	WASHER - thrust	1
16	C 20233	PIN - center	1
17	C 32470	CRANKSHAFT - engine	1
18	126- 9	KEY - woodruff, crankshaft gear	1
19	C 20218	RING - retaining	1
20	C 20219	WASHER - special	1
21	C 22262	GEAR - crankshaft	1
23	C 32286	FLYWHEEL - engine	1
24	C 20226	GEAR - ring, flywheel	1
25	C 32473	BOLT - flywheel	1
26	C 32463	WASHER - special	1
27	C 20303	WASHER - special	1
28	C 32464	SCREW - #10-24 x 3/8 flange lock	6
29	C 32287	SCREEN - flywheel	1
30	C 32288	KEY - 3/16" x 1/4" x 2" special flywheel	1

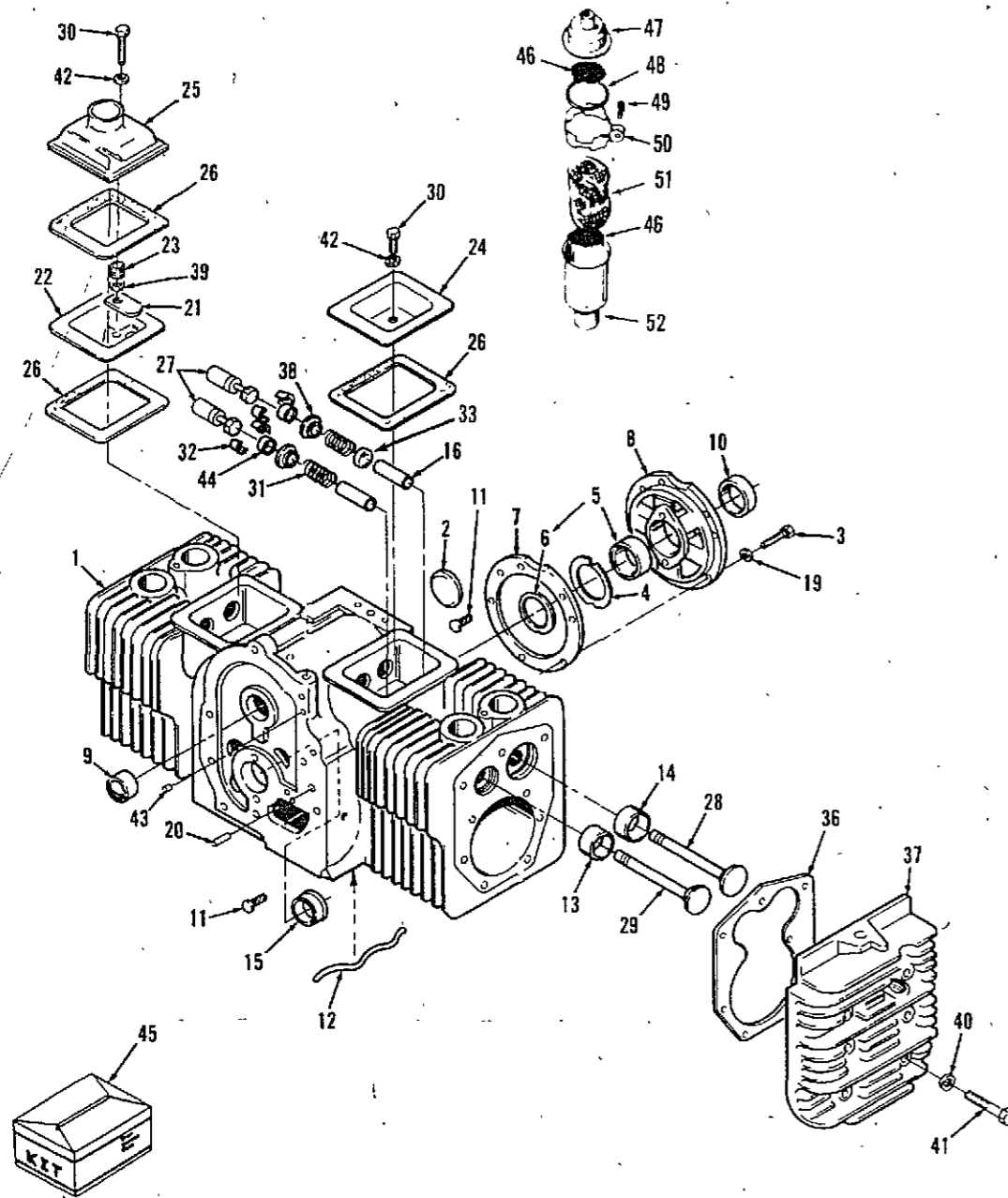
CYLINDER BLOCK



REF.	PART NO.	DESCRIPTION	REQ'D
1	C 33403*	BLOCK ASSEMBLY - short includes cylinder and crankcase, all bearings, crankshaft, camshaft, timing gear, connecting rods, pistons, piston rings, valves, oil pump and breather tube (does not include gasket set)	1
1	C 33242**	BLOCK ASSEMBLY - short includes cylinder and crankcase, all bearings, crankshaft, camshaft, timing gear, connecting rods, pistons, piston rings, valves, oil pump and breather tube (does not include gasket set)	1
2	41- 26	PLUG - welch	1
3	113- 208	BOLT - 3/8" - 16 x 1-1/4"	5
4	C 20256	SHIM - end play, crankshaft (.005")	UAR
5	C 22618	BEARING - crankshaft, rear (includes thrust washer) (standard)	1
5	C 22619	BEARING - crankshaft, rear .002" (0.05 mm) undersize	1
5	C 22620	BEARING - crankshaft, rear .010" (0.25 mm) undersize	1
5	C 22621	BEARING - crankshaft, rear .020" (0.51 mm) undersize	1
5	C 22622	BEARING - crankshaft, rear .030" (0.76 mm) undersize	1
6	C 20267	WASHER - thrust	2
7	C 20268	GASKET - bearing plate	1
8	C 20269	PLATE - bearing, rear	1
9	C 20270	BEARING - camshaft 3/4" length (service part is 5/16" length)	2
10	C 20271	SEAL - oil, crankshaft rear	1
11	C 20272	PIN - drive, bearing stop	4
12	C 24946	TUBE - oil	1
13	C 29974	INSERT - valve seat, exhaust (standard)	2
13	C 29975	INSERT - valve seat, exhaust .002" (0.05 mm) oversize	2
13	C 29976	INSERT - valve seat, exhaust .005" (0.13 mm) oversize	2
13	C 29977	INSERT - valve seat, exhaust .010" (0.25 mm) oversize	2
13	C 29978	INSERT - valve seat, exhaust .025" (0.64 mm) oversize	2
14	C 20287	INSERT - valve seat, intake (standard)	2
14	C 20288	INSERT - valve seat, intake .002" (0.05 mm) oversize	2
14	C 20289	INSERT - valve seat, intake .005" (0.13 mm) oversize	2
14	C 20290	INSERT - valve seat, intake .010" (0.25 mm) oversize	2
14	C 20291	INSERT - valve seat, intake .025" (0.64 mm) oversize	2
15	C 20295	BEARING - crankshaft, front, flanged (standard)	1
15	C 20296	BEARING - crankshaft, front .002" (0.05 mm) undersize	1
15	C 20297	BEARING - crankshaft, front .010" (0.25 mm) undersize	1
15	C 20298	BEARING - crankshaft, front .020" (0.51 mm) undersize	1
15	C 20299	BEARING - crankshaft, front .030" (0.76 mm) undersize	1
16	C 32274	GUIDE - valve, exhaust	2
16	C 32275	GUIDE - valve, intake	2
19	192- 21	LOCKWASHER - 3/8"	5
20	C 23320	PIN - alignment, gear cover	2
21	C 20244*	REED - breather	1
22	C 20245*	BAFFLE - breather	1
23	C 20243*	SPRING - breather	1
24	C 20250	COVER - valve	UAR
25	C 24948*	COVER - valve (with breather port)	1
26	C 20251	GASKET - valve cover	2
27	C 20276	TAPPET - valve (standard)	4
27	C 20471	TAPPET - valve .002 (0.05 mm) oversize	4
27	C 20277	TAPPET - valve .005 (0.13 mm) oversize	4
28	C 32272	VALVE - intake	2
29	C 32273	VALVE - exhaust	2
30	113- 132	BOLT - 1/4" - 20 x 1-3/4"	2
31	C 32276	SPRING - valve	4
32	C 32277	LOCK - valve and spring	8

* Use on Spec. No. 10742B engine
 ** Use on Spec. No. 10905C engine

CYLINDER BLOCK



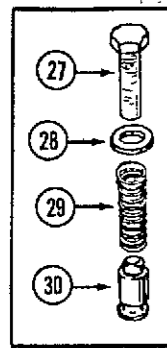
REF.	PART NO.	DESCRIPTION	REQ'D
33	C 32278	SEAL - intake valve	2
36	C 29979	GASKET - head	2
37	C 32279	HEAD - cylinder R.H.	1
37	C 32280	HEAD - cylinder L.H.	1
38	C 32281	RETAINER - valve spring	4
39	195-2010*	WASHER - 1/4"	1
40	C 20248	WASHER - 5/16"	18
41	C 32440	BOLT - head 2-3/8" long	16
42	C 20247	WASHER - 1/4" copper	2
43	211- 7*	PLUG - core hole	1
44	C 32282	CAP - valve	4
45	C 29981	KIT - gasket, complete engine (does not include bearings)	1
45	C 29982	KIT - gasket, (carbon removal/valve grind)	1
46	C 20504**	SCREEN - breather tube	2
47	C 20490**	VALVE - breather cap	1
48	C 20493**	"O" RING - breather cap	1
49	C 22265**	SCREW - #8 x 3/4" self-tapping	1
50	C 20536**	CLAMP - breather cap	1
51	C 29948**	FILTER - breather	1
52	C 33247**	TUBE - breather	1

* Use with engine Spec. 10742B

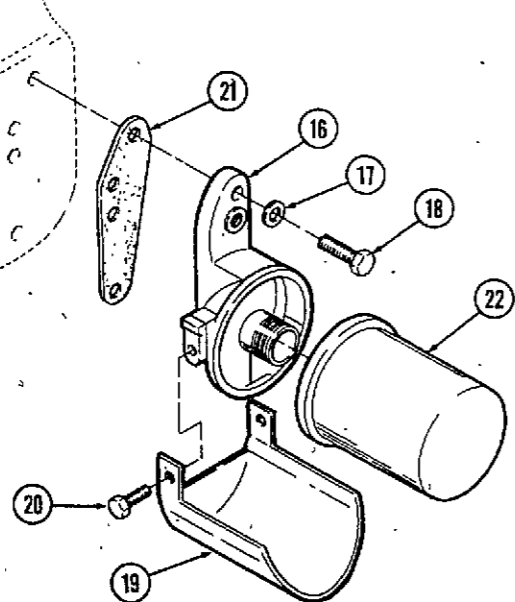
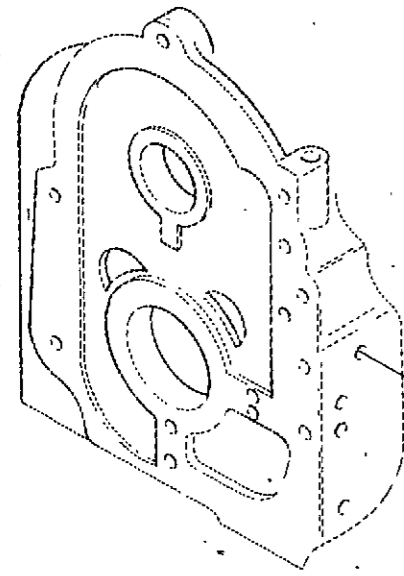
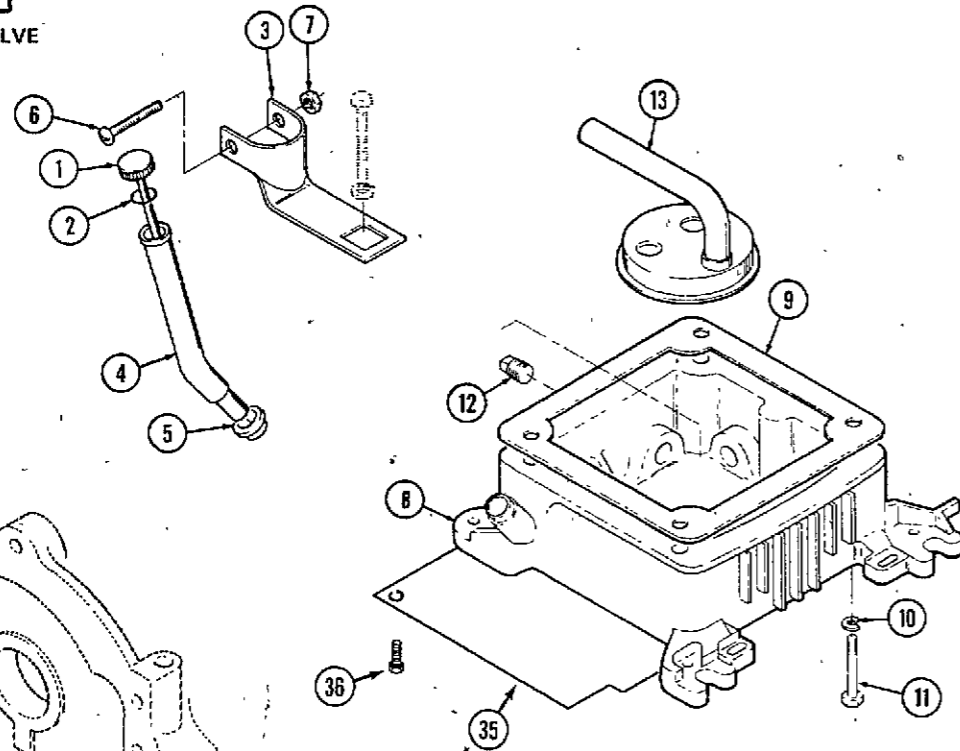
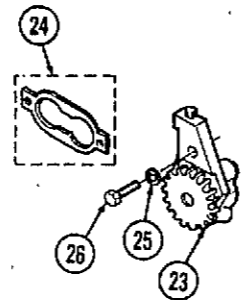
** Use with engine Spec. 10905C

OIL BASE, PUMP, FILTER AND FILLER TUBE

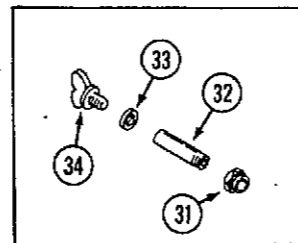
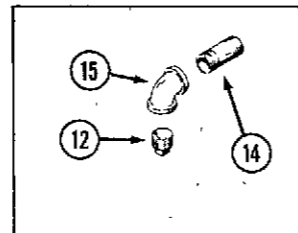
REF.	PART NO.	DESCRIPTION	REQ'D
1	C 32290	DIPSTICK - oil level indicator	1
2	C 32465	O-RING	1
3	C 32291	BRACKET - fill tube	1
4	C 32292	TUBE - oil fill	1
5	C 32293	SEAL - tube	1
6	C 32466	SCREW - #10 x 1-1/4" panhead	1
7	C 32467	NUT - speed (type U)	1
8	C 32289	BASE - oil (includes plugs)	1
9	C 29984	GASKET - oil base	1
10	192- 21	LOCKWASHER - 3/8"	4
11	113- 252	BOLT - 3/8" - 16 x 3-3/4"	4
12	221- 3	PLUG - oil base 3/8"	2
13	C 23321	CUP - intake, oil pump	1
14	221- 167	NIPPLE - pipe 3/8" x 3-1/2"	1
15	221- 376	ELBOW - pipe 3/8" x 90°	1
16	C 20565	ADAPTER - oil filter	1
17	C 20331	WASHER - 5/16" copper	2
18	113- 103	BOLT - 5/16" - 18 x 1"	2
19	C 25389	DRAIN - oil filter	1
20	182- 525	BOLT - #10 - 32 x 3/8"	2
21	C 32462	GASKET - oil filter adapter	1
22	C 26191	FILTER - oil	1
23	C 29734	PUMP - oil	1
24	C 20325	KIT - gasket, oil pump	1
25	192- 19	LOCK WASHER - 1/4"	2
26	113- 4	BOLT - 1/4" - 20 x 1"	2
27	C 32474	BOLT - 3/8" - 24 x 7/8" -oil bypass	1
28	C 20574	WASHER - 3/8" copper	1
29	C 20320	SPRING - oil bypass valve	1
30	C 20322	VALVE - oil bypass	1
31	221- 86	REDUCER - pipe 3/8" - 14 to 1/4"	1
32	C 19473	NIPPLE - pipe 2.5"	1
33	C 14906	GASKET - oil drain	1
34	C 14399	PLUG - oil drain	1
35	C 33222	BAFFLE - air, oil base	1
36	182- 525	BOLT - #10 - 32 x 3/8"	1
			UAR



OIL BYPASS VALVE

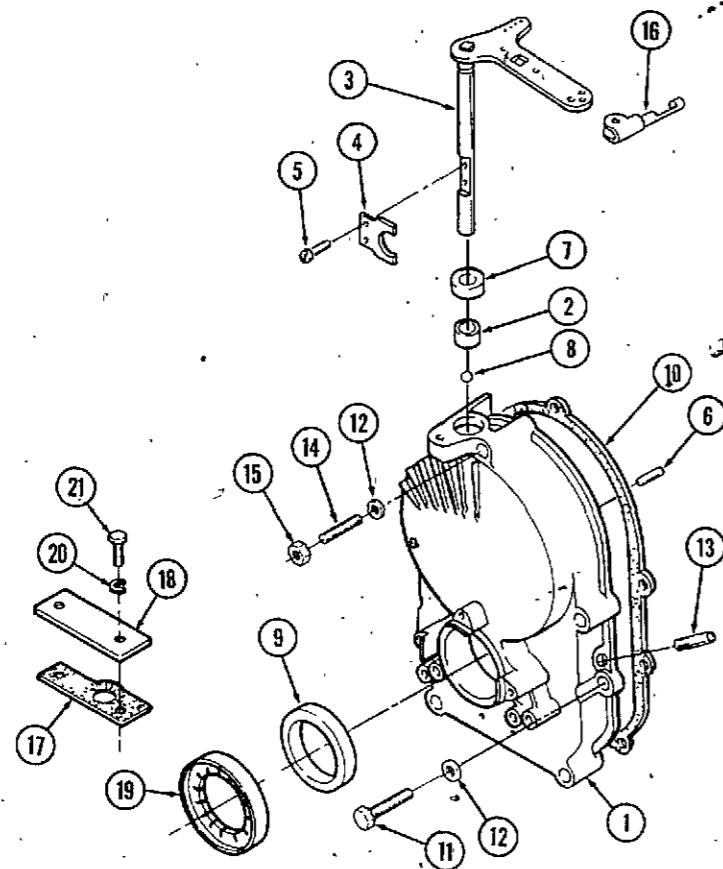


OIL DRAIN
EARLY PRODUCTION

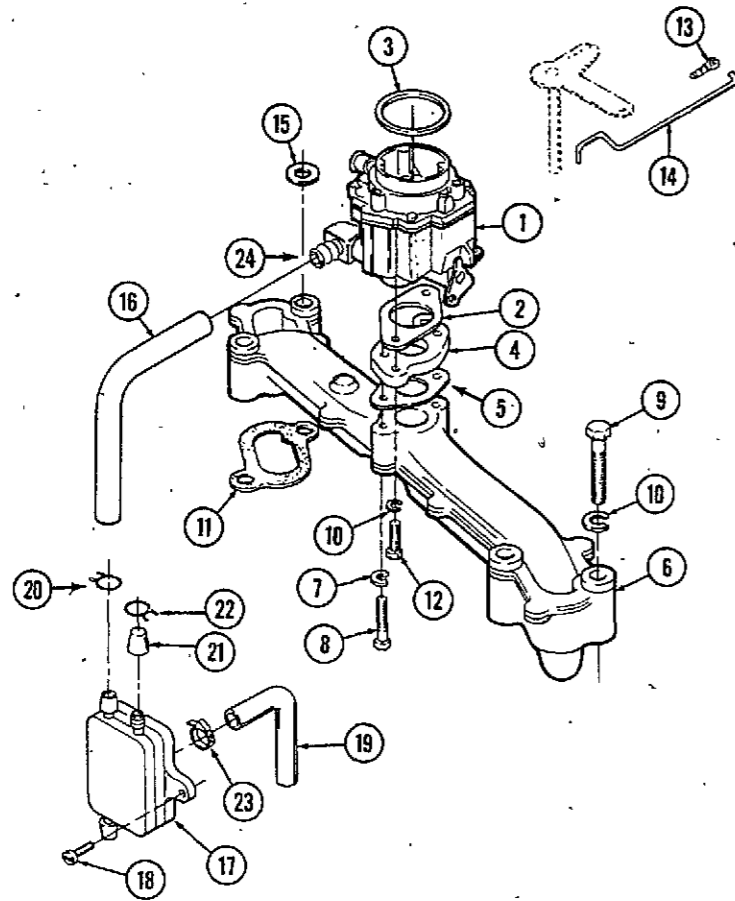


OIL DRAIN
LATE PRODUCTION

GOVERNOR GEARCASE AND IGNITION ROTOR



REF.	PART NO.	DESCRIPTION	REQ'D
1	C 32457	GEARCASE ASSEMBLY - governor	1
2	C 20305	BEARING - governor shaft	1
3	C 22632	SHAFT AND ARM	1
4	C 20307	YOKE - governor shaft	1
5	182- 84	SCREW - #8 - 32 x 3/8"	2
6	C 20309	PIN - governor cup stop	1
7	C 20310	SEAL - oil, governor shaft	1
8	211- 5	BALL - bearing, governor shaft	1
9	C 20312	SEAL - oil crankshaft	1
10	C 20313	GASKET - mounting	1
11	113- 120	BOLT - 5/16" - 18 x 1-3/4"	4
12	C 20331	WASHER - 5/16" copper	5
13	C 20412	TUBE - vacuum port (included in assembly)	1
14	C 29985	STUD - gear cover	1
15	131- 911	NUT - 5/16" - 18	1
16	C 29989	CLIP - retaining	1
17	C 20345	GASKET - plate	1
18	C 32452	PLATE - plunger cover	1
19	C 32297	ROTOR - ignition	1
20	192- 19	LOCKWASHER - 1/4"	2
21	113- 2	BOLT - 1/4" - 20 x 5/8"	2

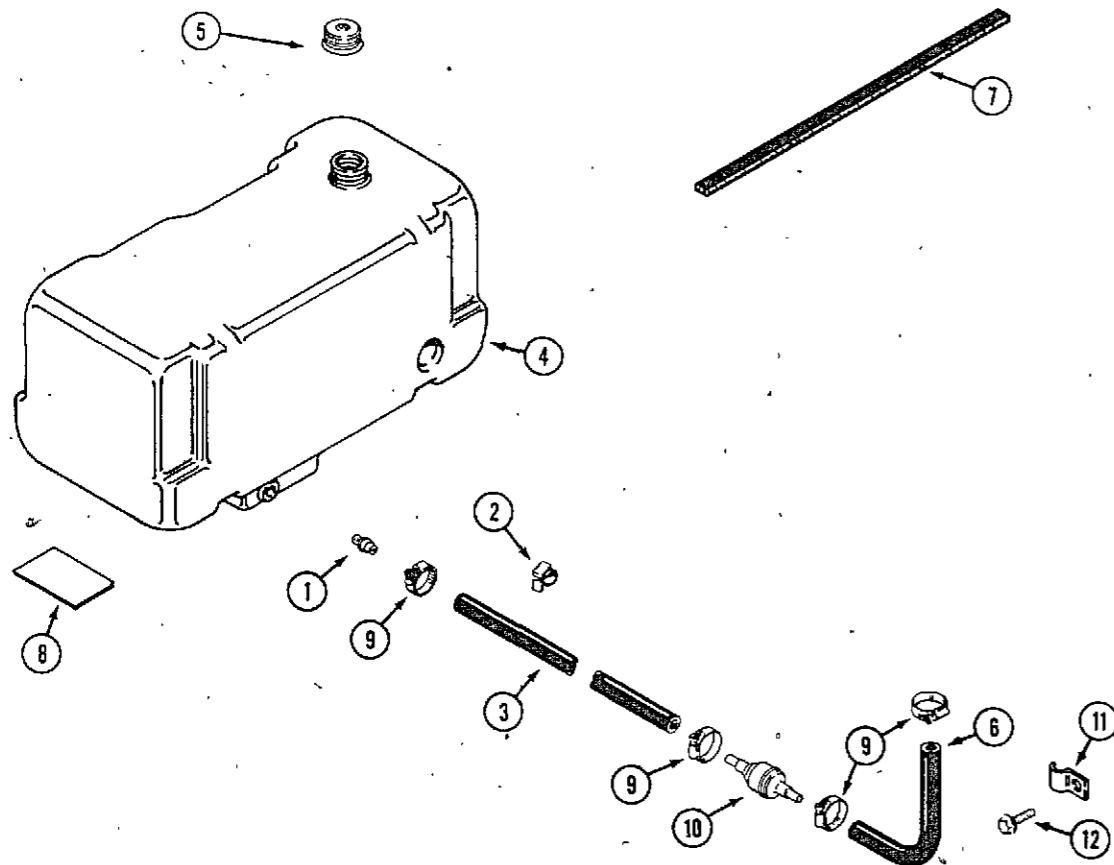


FUEL SYSTEM (ENGINE)

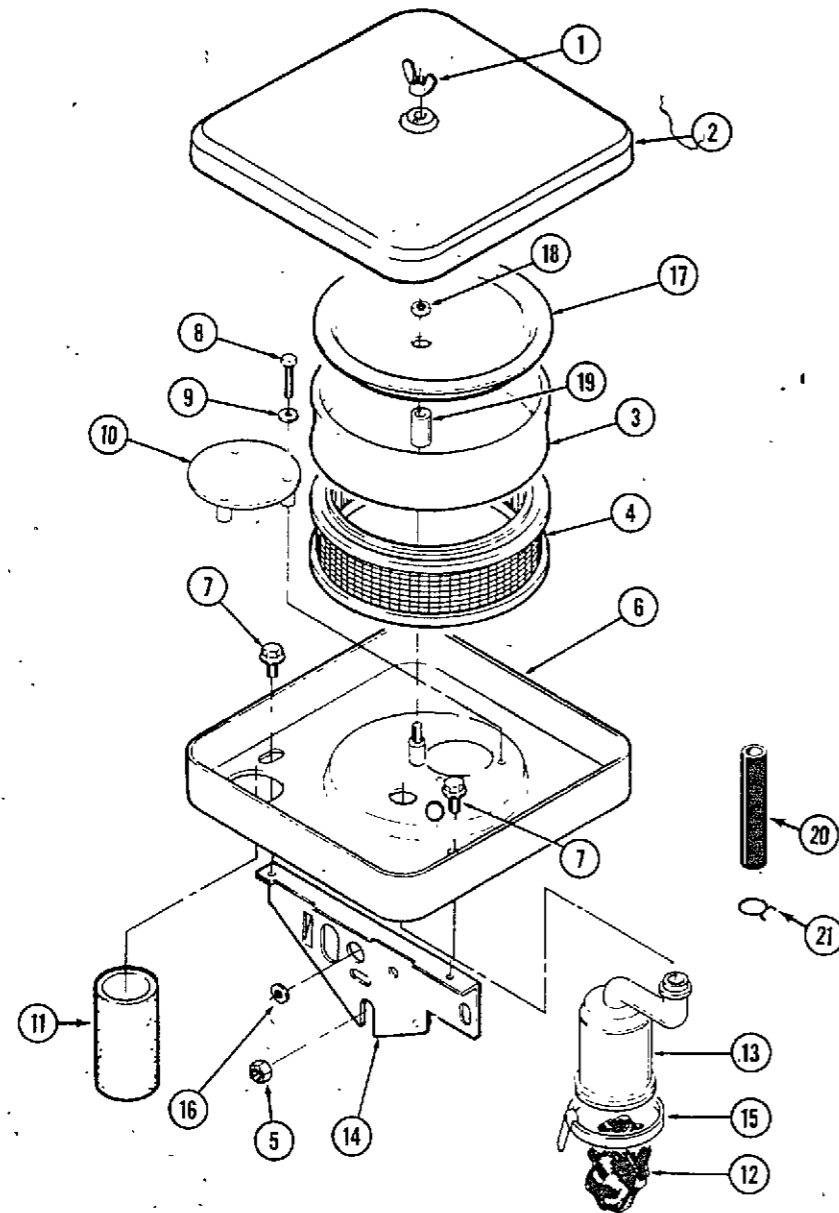
REF.	PART NO.	DESCRIPTION	REQ'D
1	C 29868	CARBURETOR - fuel (repairs page 19)	1
2	C 29969	GASKET - carburetor mounting	1
3	C 29944	SEAL - "O" ring	1
4	C 29952	ADAPTER - carburetor (early production)	1
5	C 29953	GASKET - adapter (early production)	1
6	C 32450	MANIFOLD - intake	1
7	192- 19	LOCK WASHER - 1/4"	2
8	113- 65	BOLT - 1/4" - 20 x 1-3/8"	2
9	113- 121	BOLT - 5/16" - 18 x 2"	4
10	192- 20	LOCK WASHER - 5/16"	6
11	C 26202	GASKET - manifold	2
12	113- 103	BOLT - 5/16" - 18 x 1"	2
13	C 20360	CLIP - retaining, control rod to carburetor	1
14	C 29988	ROD - governor control	1
15	195-2027	WASHER - 5/16"	1
16	NSS	HOSE - fuel (use C28937 cut to length)	1
17	C 29959	PUMP - fuel	1
18	182- 559	SCREW - tapping #10 - 24 x 5/8"	2
19	NSS	HOSE - vacuum (use C28937 cut to length)	1
20	214- 103	CLAMP - hose 1/2" (wire)	UAR
21	C 20411	CAP - fuel outlet	UAR
22	NSS	CLAMP - hose 7/16" (wire) (use C32376)	UAR
23	C 32376	CLAMP - hose 1/2" (worm drive)	1
24	C 10678	ELBOW - hose 90°	1

FUEL SYSTEM (TRACTOR)

1	C 26521	FITTING - hose 1/8" - 27 NPTF	1
2	C 28962	RETAINER - fuel line	1
3	NSS	HOSE - fuel line 30" (1270 mm) (use C28937 cut to length)	1
4	C 32089	TANK - fuel	1
5	C 11529	CAP - fuel tank (includes insert)	1
6	NSS	HOSE - fuel line (use C28937 cut to length)	1
7	C 23527	LINER - tank	2
8	C 14690	CUSHION - fuel tank	4
9	C 32376	CLAMP - hose 1/2"	4
10	C 31978	FILTER - fuel	1
11	C 24689	CLIP - "J" fuel line retaining	1
12	187-1036	SCREW - 1/4" - 20 self tap	1

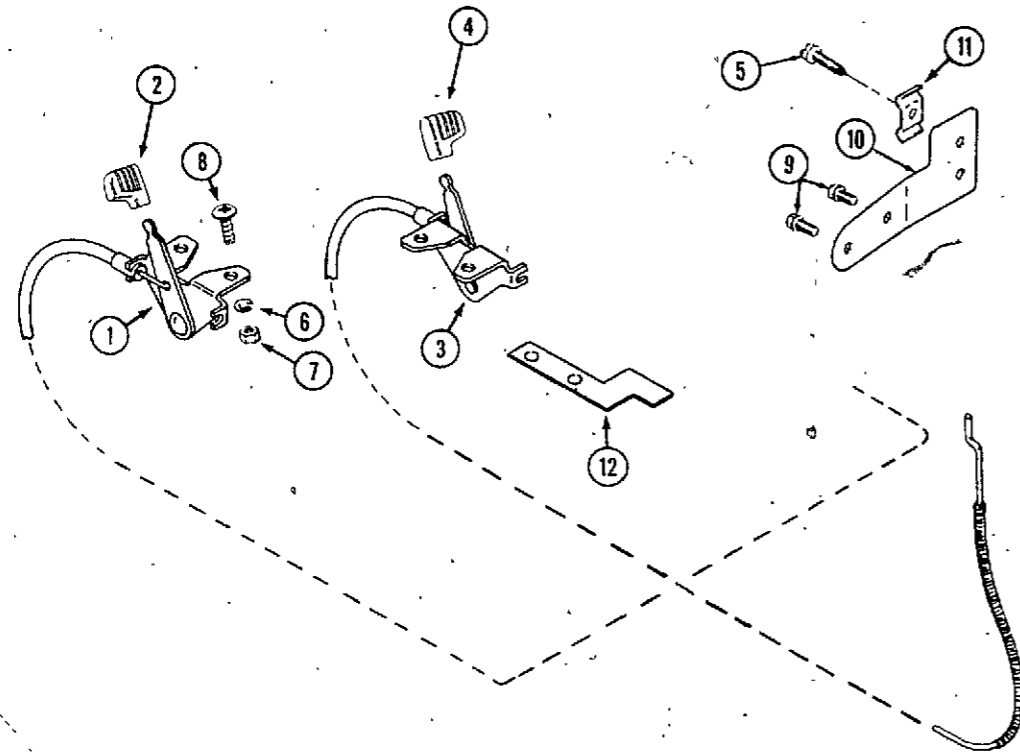


AIR CLEANER



REF.	PART NO.	DESCRIPTION	REQ'D
1	C 26703	NUT - wing 1/4" - 20	1
2	C 32302	COVER - air cleaner	1
3	C 22581	PRECLEANER	1
4	C 22424	ELEMENT - air cleaner	1
5	131- 911	NUT - 5/16" - 18 flange	1
6	C 32303*	HOUSING - air cleaner	1
6	C 40928**	HOUSING - air cleaner	1
7	187- 1036	BOLT - 1/4" - 20 x 3/8" tapping, washer head	2
8	182- 152	SCREW - machine #10 - 32 x 1-1/2"	3
9	195- 516	WASHER - #10	3
10	C 29946	DEFLECTOR - air	1
11	C 32304	TUBE - air intake	1
12	C 29948	FILTER - breather	1
13	C 29949*	TUBE - crankcase breather	1
14	C 32305	SUPPORT - air cleaner	1
15	NSS*	CLAMP - breather tube (use 214-258)	1
16	C 30033	GROMMET - rubber	1
17	C 32306	COVER - element	1
18	131- 71	NUT - lock 1/4" - 20	1
19	C 32451	SPACER - air cleaner stud	1
20	C 33246**	HOSE - breather	1
21	214- 251**	CLAMP - hose	1

*Use with Engine Spec. 10742B
 **Use with Engine Spec. 10905C

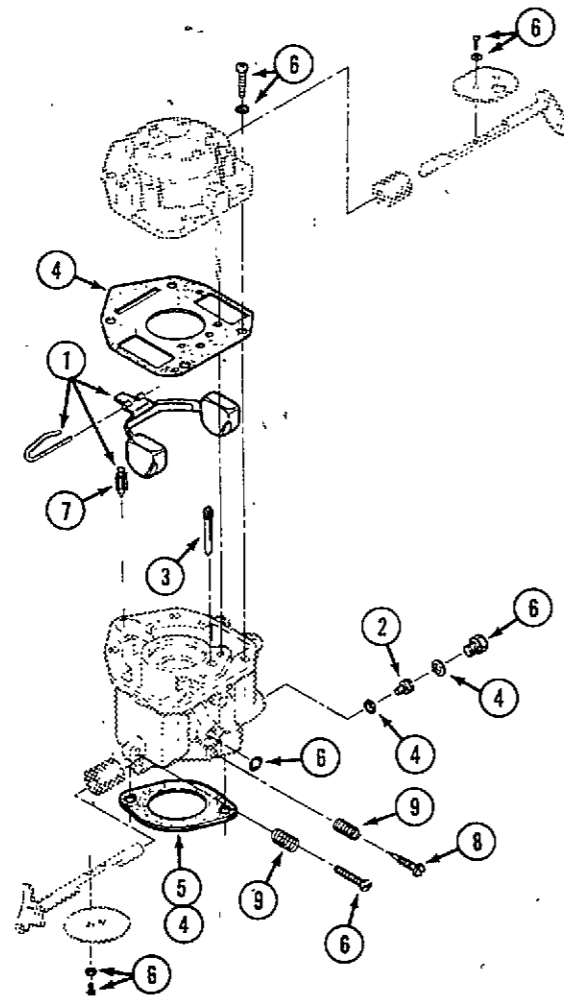


CHOKE AND THROTTLE

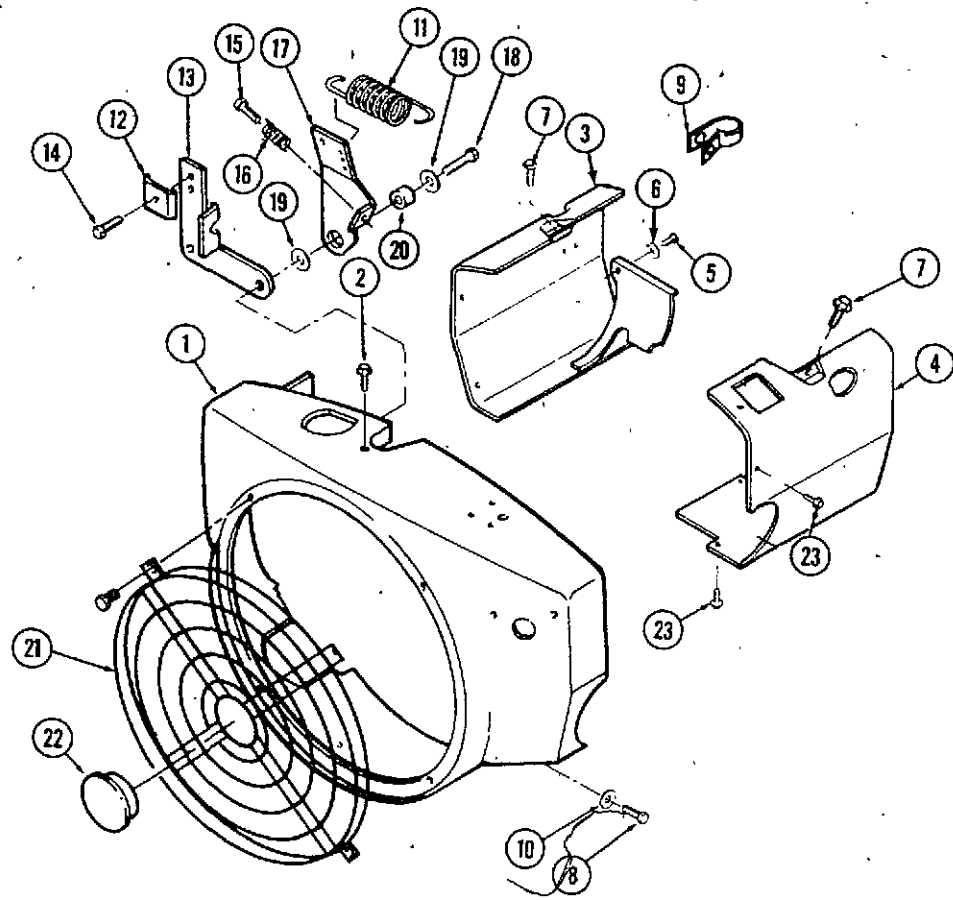
REF.	PART NO.	DESCRIPTION	REQ'D
1	C 33407	CONTROL - throttle	1
2	C 30073	HANDLE - throttle control, orange	1
3	C 32076	CONTROL - choke	1
4	C 30074	HANDLE - choke control, black	1
5	187- 1511	SCREW - tapping #10 - 32 x 1/2"	2
6	192- 18	LOCKWASHER - No. 10 (early production)	2
7	C 34117	NUT - No. 10 - 24 flange lock	2
8	111- 5	BOLT - No. 10 - 24 x 5/8" phillips, black	2
9	C 22369	BOLT - washer head #10 - 32 x 5/16"	2
10	C 29957	BRACKET - choke cable	1
11	C 29506	CLIP - retaining, choke cable	1
12	C 33408	PLATE - stop, choke control (early production)	1

CARBURETOR

	C 29868	CARBURETOR - fuel	1
1	C 29965	KIT - float	1
2	C 29966	JET - power	1
3	C 29967	JET - idle	1
	C 29962	KIT - repair	1
4	NSS	GASKET AND SEAL PACKAGE	1
5	C 29969	GASKET - mounting	1
6	NSS	SCREW AND PLUG PACKAGE	1
7	NSS	VALVE - inlet	1
8	NSS	VALVE - idle adjust	1
9	NSS	SPRING - tension	2

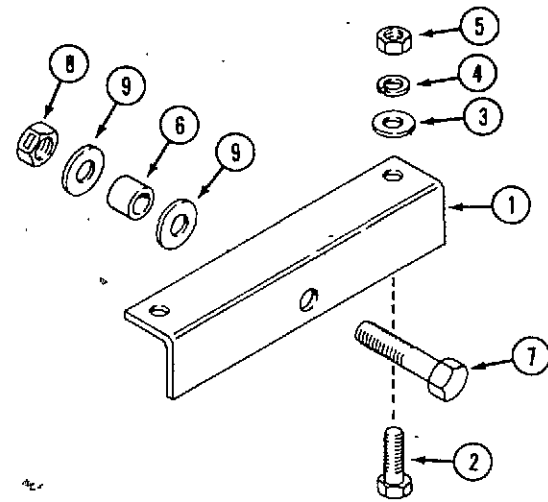


BLOWER HOUSING AND GOVERNOR



REF.	PART NO.	DESCRIPTION	REQ'D
1	C 32308	HOUSING - blower	1
2	163- 22	SCREW - tapping, washerhead 1/4" - 20 x 7/16"	1
3	C 32309	HOUSING - cylinder air L.H.	1
4	C 32310	HOUSING - cylinder air R.H.	1
5	187-1147	SCREW - tapping, washerhead 1/4" - 20 x 5/8"	2
6	195- 102	WASHER - 1/4"	2
7	C 32446	BOLT - 5/16" -18 x 3/4" washerhead	2
8	187-1073	SCREW - 1/4" - 20 x 5/8" tapping, washerhead	4
9	C 32447	CLAMP - wire	1
10	195- 518	WASHER - 1/4"	4
11	C 20376	SPRING - governor	1
12	C 29506	CLAMP - cable	1
13	C 28719	BRACKET - cable	1
14	187-1511	SCREW - tapping #10 - 32 x 1/2"	1
15	182- 49	SCREW - tapping #6 - 32 x 5/8"	1
16	C 20371	SPRING - idle setting	1
17	C 32311	ARM - governor	1
18	121- 3	BOLT - 1/4" - 20 x 1/2" washerhead	2
19	195- 102	WASHER - 1/4"	2
20	C 20375	BUSHING - arm, governor	1
21	C 32472	SCREEN - blower housing	1
22	C 32471	PLUG - screen	1
23	187-1036	BOLT - 1/4" - 20 x 1/2" flange lock	UAR

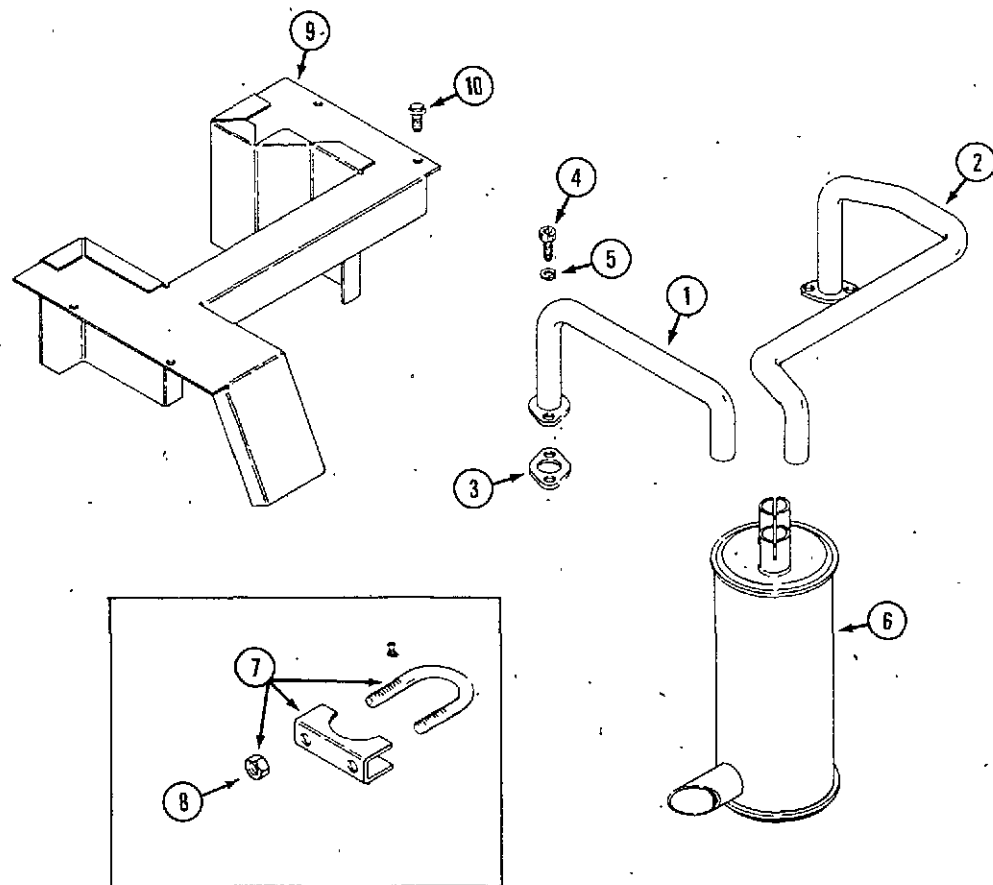
REAR ENGINE MOUNTS



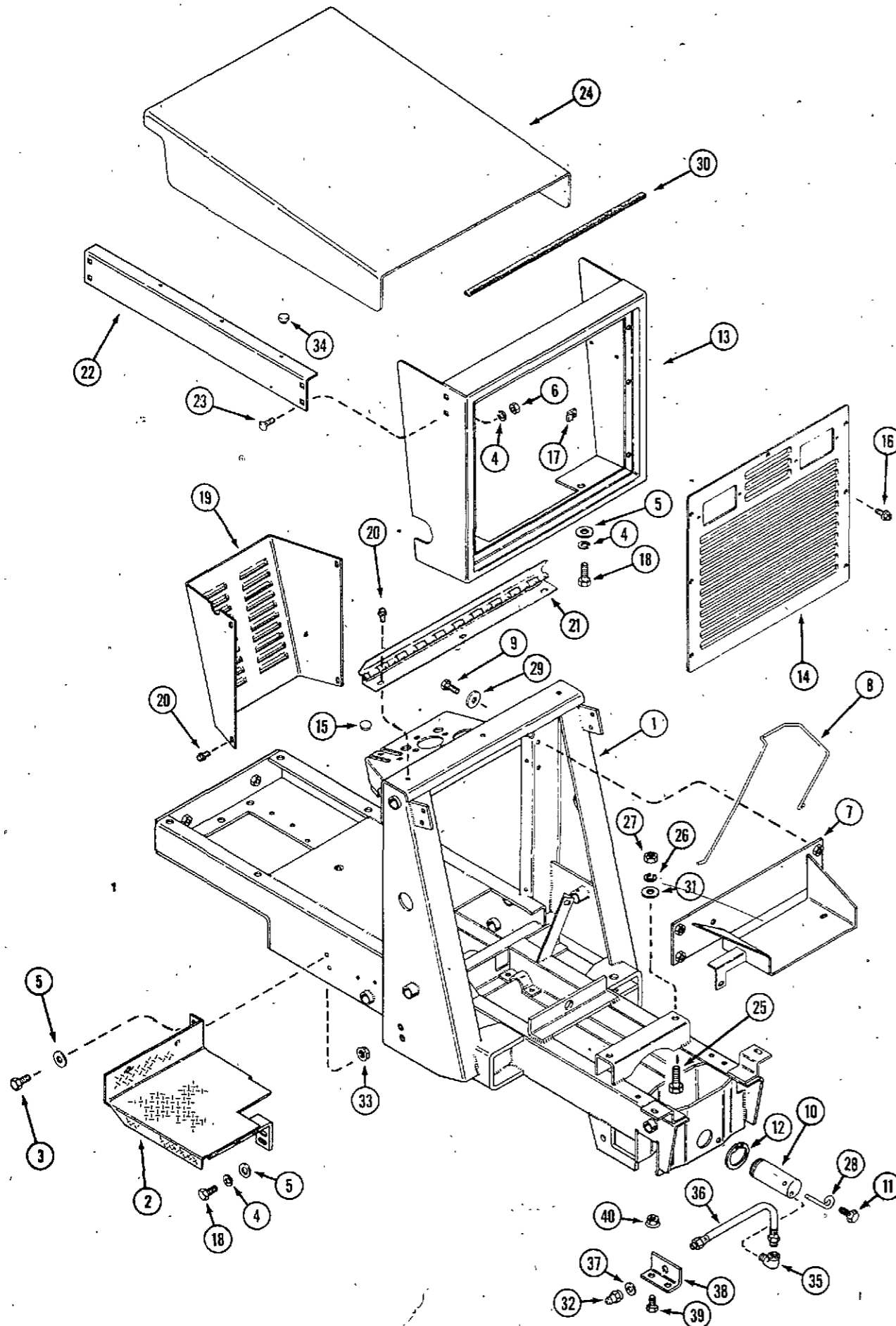
REF.	PART NO.	DESCRIPTION	REQ'D
1	C 22949	MOUNT - engine, rear	1
2	113- 208	BOLT - 3/8" - 16 x 1-1/4"	2
3	195- 525	WASHER - 3/8"	2
4	192- 21	LOCKWASHER - 3/8"	2
5	129- 103	NUT - 3/8" - 16	2
6	C 21652	BUSHING - mount	1
7	113- 441	BOLT - 1/2" - 13 x 2-1/4"	1
8	131-1182	NUT - lock 1/2" - 13	1
9	195- 533	WASHER - 1/2"	1

MUFFLER AND SHIELD

1	C 32085	PIPE - exhaust R.H.	1
2	C 32086	PIPE - exhaust L.H.	1
3	C 26207	GASKET - exhaust	2
4	61- 512	BOLT - 5/16" - 18 x 3/4"	4
5	192- 404	LOCKWASHER - 5/16"	4
6	C 32131	MUFFLER - exhaust	1
7	C 28294	CLAMP - muffler	2
8	129- 102	NUT - 5/16" - 18	2
9	C 32127	SHIELD - muffler and pipe	1
10	187- 1036	SCREW - 1/4" - 20 x 1/2" self tap	4



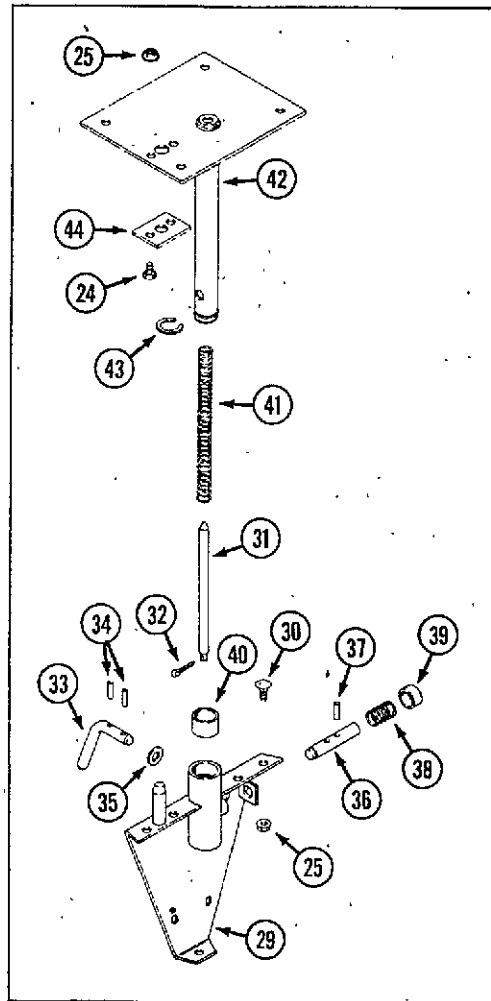
HOOD, FRAME AND GRILLE



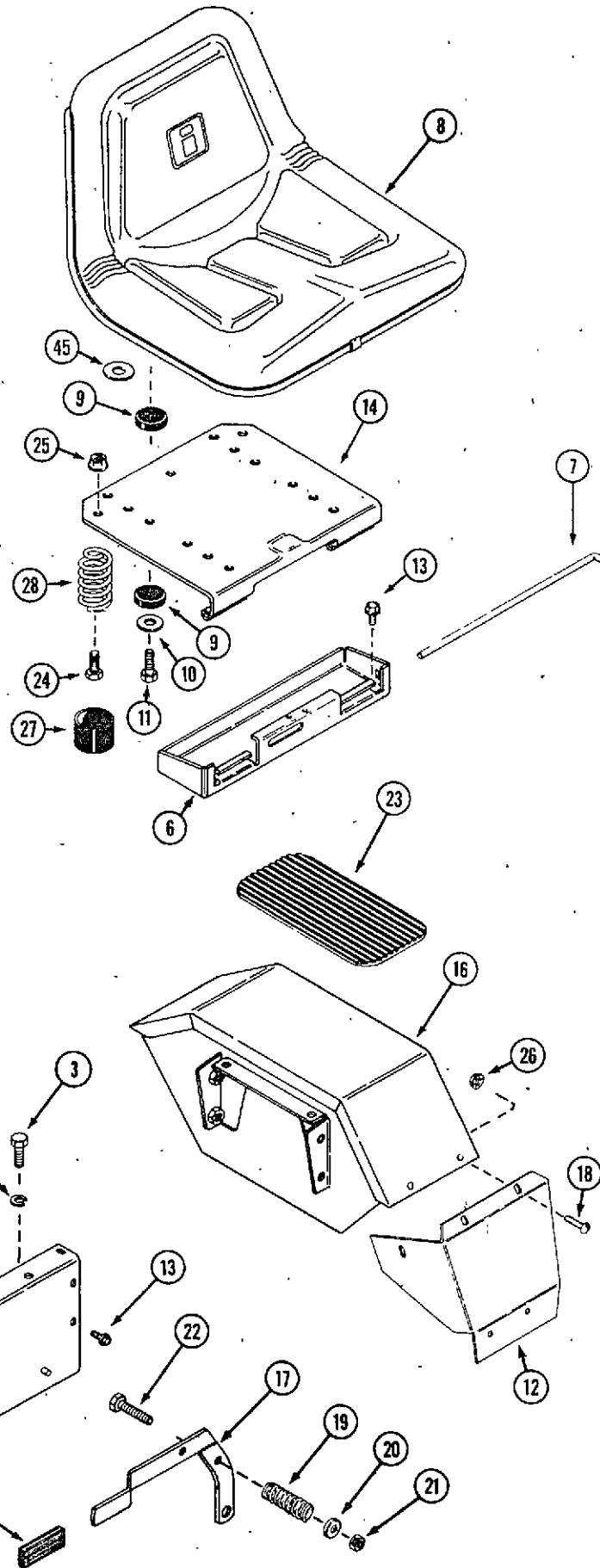
REF.	PART NO.	DESCRIPTION	REQ'D.
1	C 32017	FRAME - main (6018)	1
1	C 32018	FRAME - main (6018B, 6018BH)	1
2	C 32193	PAD - foot L.H.	1
2	C 32195	PAD - foot R.H.	1
3	113- 206	BOLT - 3/8" x 3/4" N.C. hex	4
4	192- 21	LOCKWASHER - 3/8"	18
5	195- 104	WASHER - 3/8"	6
6	129- 103	NUT - 3/8" N.C. hex	6
7	C 32045	TRAY - battery	1
8	C 16239	STRAP - battery hold down	1
9	113- 102	BOLT - 5/16" x 3/4" NC hex	4
10	C 29759	PIN - axle pivot	1
11	187- 1910	BOLT - 3/8" NC hex	1
12	C 29760	RING - retaining	1
13	C 32035	GRILLE - frame	1
14	C 32176	INSERT - grille	1
15	353- 406	PLUG - hole (6018BH)	1
16	187- 1080	BOLT - 1/4" x 1/2" NC slotted hex	9
17	C 17653	NUT - 1/4" tinnerman	9
18	113- 207	BOLT - 3/8" x 1" NC hex	4
19	C 32044	PANEL - dash	1
20	187- 1036	BOLT - 1/4" x 1/2" NC self tapping	7
21	C 21540	HINGE - hood	1
22	C 32124	SUPPORT - grille	2
23	111- 340	BOLT - 3/8" x 3/4" NC carriage	8
24	C 32040	HOOD	1
25	113- 208	BOLT - 3/8" - 16 x 1-1/4" (engine mounts)	4
26	192- 21	LOCKWASHER - 3/8"	4
27	129- 103	NUT - 3/8" - 16 hex	4
28	C 22278	PIN - retaining	1
29	195- 521	WASHER - 5/16"	4
30	C 32123*	STRIP - seal	1
31	195- 525	WASHER - 3/8"	4
32	219- 55*	FITTING - lube, 90°	1
33	131- 938	NUT - 3/8" - 16 flange lock	4
34	C 18193**	BUMPER - hood	1
35	C 34178**	FITTING - 90° elbow	1
36	C 34176**	HOSE	1
37	195- 104**	WASHER	1
38	C 34177**	BRACKET - mounting, grease fitting	1
39	113- 102**	BOLT - 5/16" - 18 x 3/4"	2
40	131- 911**	NUT - 5/16" - 18 flange lock	2

*Use before PIN:
 **Use PIN and after:
 6018, 6018BH - 14153035

SEAT, FENDERS AND TOOL TRAY

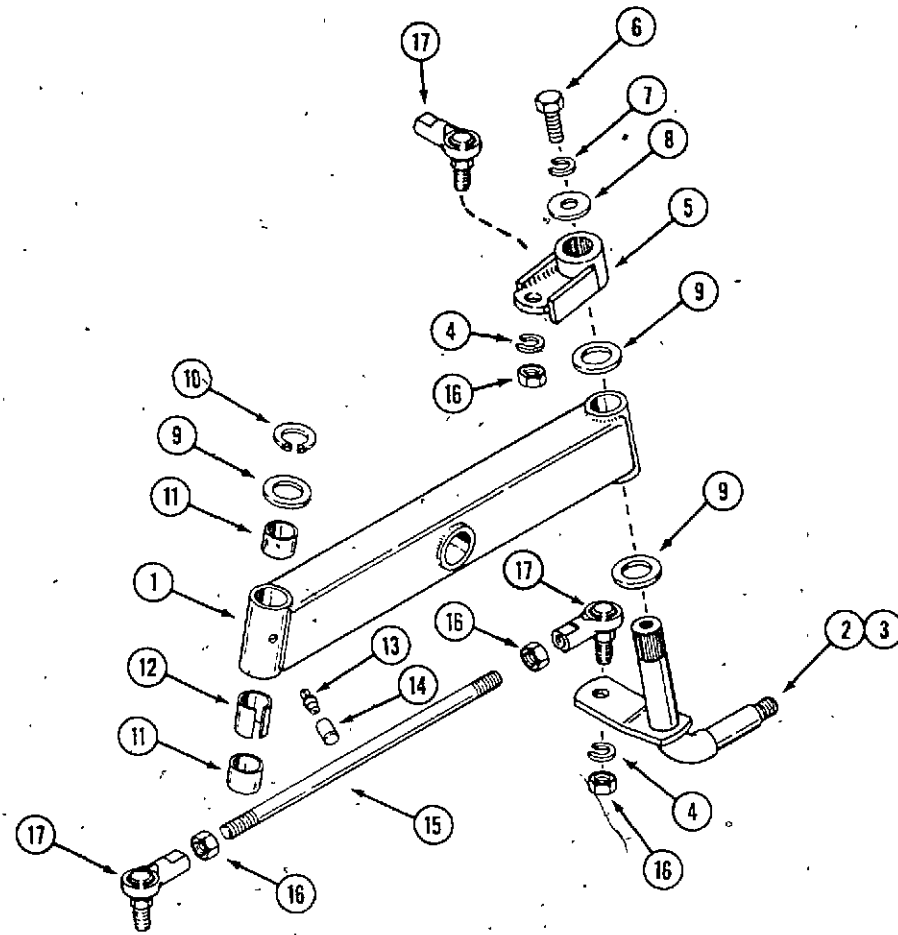


SEAT SUPPORT - 6018BH AND 6018B



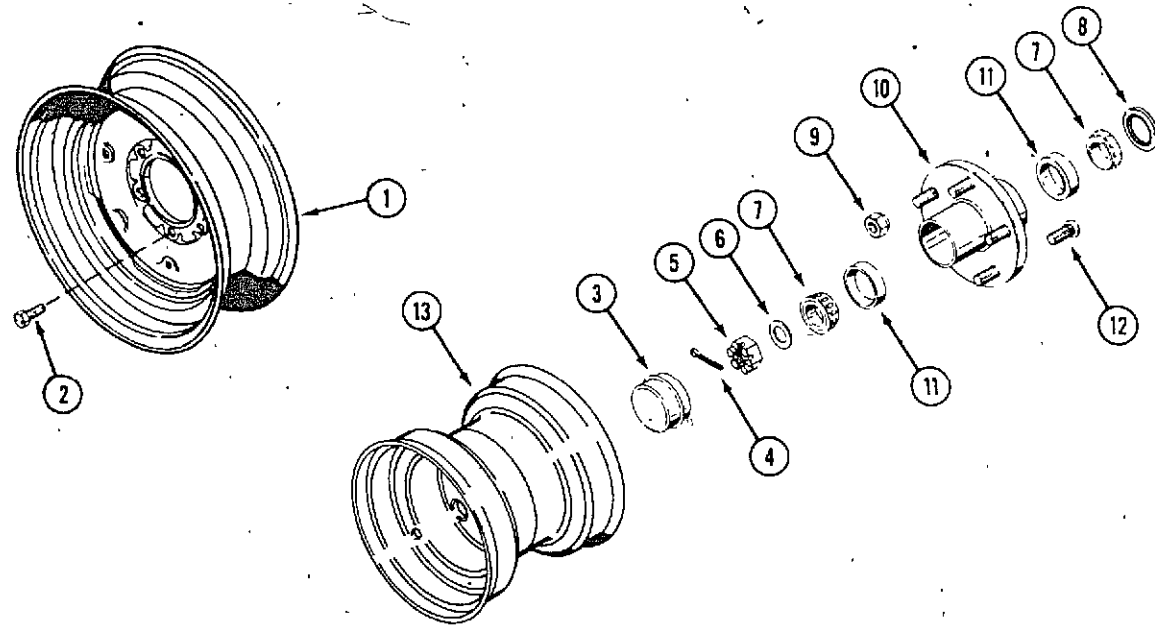
REF.	PART NO.	DESCRIPTION	REQ'D
1	C 17488	SUPPORT - seat, front	1
2	C 26698	SUPPORT - seat, rear (6018)	1
2	C 32069	SUPPORT - seat, rear (6018B, 6018BH) shown	1
3	113- 424	BOLT - 1/2" x 1" NC hex	4
5	192- 23	LOCKWASHER - 1/2"	4
6	C 37017	TRAY - tool (6018)	1
7	C 16429	PIN - seat hinge (6018)	1
8	C 30066	SEAT - (6018B, 6018BH)	1
8	C 30067	SEAT - 6018	1
9	C 15410	CUSHION - rubber (early production)	4
10	195-2175	WASHER - 5/16" x 1-1/4" O.D.	4
11	113- 102	BOLT - 5/16" - 18 x 3/4"	4
11	113- 103	BOLT - 5/16" x 1" NC hex	4
12	C 32417	EXTENSION - fender L.H. (shown)	1
12	C 32418	EXTENSION - fender R.H.	1
13	121- 106	BOLT - 5/16" x 1/2" NC hex flange	14
14	C 33474	HINGE - seat (6018)	1
15	C 14728	GRIP - shift lever	1
16	C 32050	FENDER - L.H. (shown) (6018, 6018BH)	1
16	C 32053	FENDER - R.H. (6018, 6018BH)	1
16	C 33052	FENDER - L.H. (6018B)	1
16	C 33053	FENDER - R.H. (6018B)	1
17	C 17491	LEVER - shift	1
18	182- 547	SCREW - 1/4" - 20 x 1/2" Phillips	10
19	C 17216	SPRING - shift lever	1
20	C 17066	WASHER - cupped	1
21	131-1216	NUT - lock 3/8" NC hex	1
22	113- 257	BOLT - 3/8" x 2-1/2" NC hex	1
23	C 26092	PAD - step, fender (6018B, 6018BH)	2
24	113- 102	BOLT - 5/16" - 18 x 3/4"	4
25	131- 911	NUT - 5/16" - 18 flange lock	10
26	131- 934	NUT - 1/4" - 20 flange lock	10
27	C 29305	CAP - spring (6018)	2
28	C 29306	SPRING - seat (6018)	2
29	C 32408	BRACKET - support	1
30	111- 132	BOLT - 5/16" - 18 x 3/4" carriage	6
31	C 32070	ROD - spring guide	1
32	132- 320	PIN - cotter 3/32" x 3/4"	1
33	C 32066	LEVER - latch	1
34	138-2071	PIN - spiro 3/16" x .94"	2
35	C 21518	WASHER - 1/2" nylon	1
36	C 32067	PIN - latch	1
37	138-2005	PIN - spiro 1/4" x 1"	1
38	C 24137	SPRING - compression	1
39	C 32065	SPACER - sleeve	1
40	C 13385	BUSHING - bearing	2
41	C 32064	SPRING - compression	1
42	C 32060	POST - seat	1
43	C 26342	RING - retaining	1
44	C 32161	PLATE - retainer	1
45	C 29812	WASHER - late production	4

FRONT AXLE



REF.	PART NO.	DESCRIPTION	REQ'D
1	C 17296	AXLE - front	1
2	C 33225	SPINDLE - L.H.	1
3	C 33226	SPINDLE - R.H.	1
4	192- 25	LOCKWASHER - 5/8"	3
5	C 30163	ARM - upper, spindle	1
6	113- 417	BOLT - 1/2" x 1-1/4" NC hex	1
7	192- 23	LOCK WASHER - 1/2"	1
8	195- 536	WASHER - 9/16"	1
9	C 17684	WASHER - thrust	4
10	C 28248	RING - retaining	1
11	C 33419**	BUSHING - spindle 1-1/4" length	4
11	NSS*	BUSHING - spindle (use (2) C33419 and (1) C233418)	4
12	C 33418**	SPACER - bushing	2
12	NSS*	SPACER - bushing (use (2) C33419 and (1) C33418)	2
13	219- 17	FITTING - lubrication	2
14	C 13106	COVER - lubrication fitting	2
15	C 25942	TIE ROD	1
16	129- 127	NUT - 5/8" N.F. hex	6
17	C 25943	BALL JOINT	3

FRONT AND REAR WHEELS

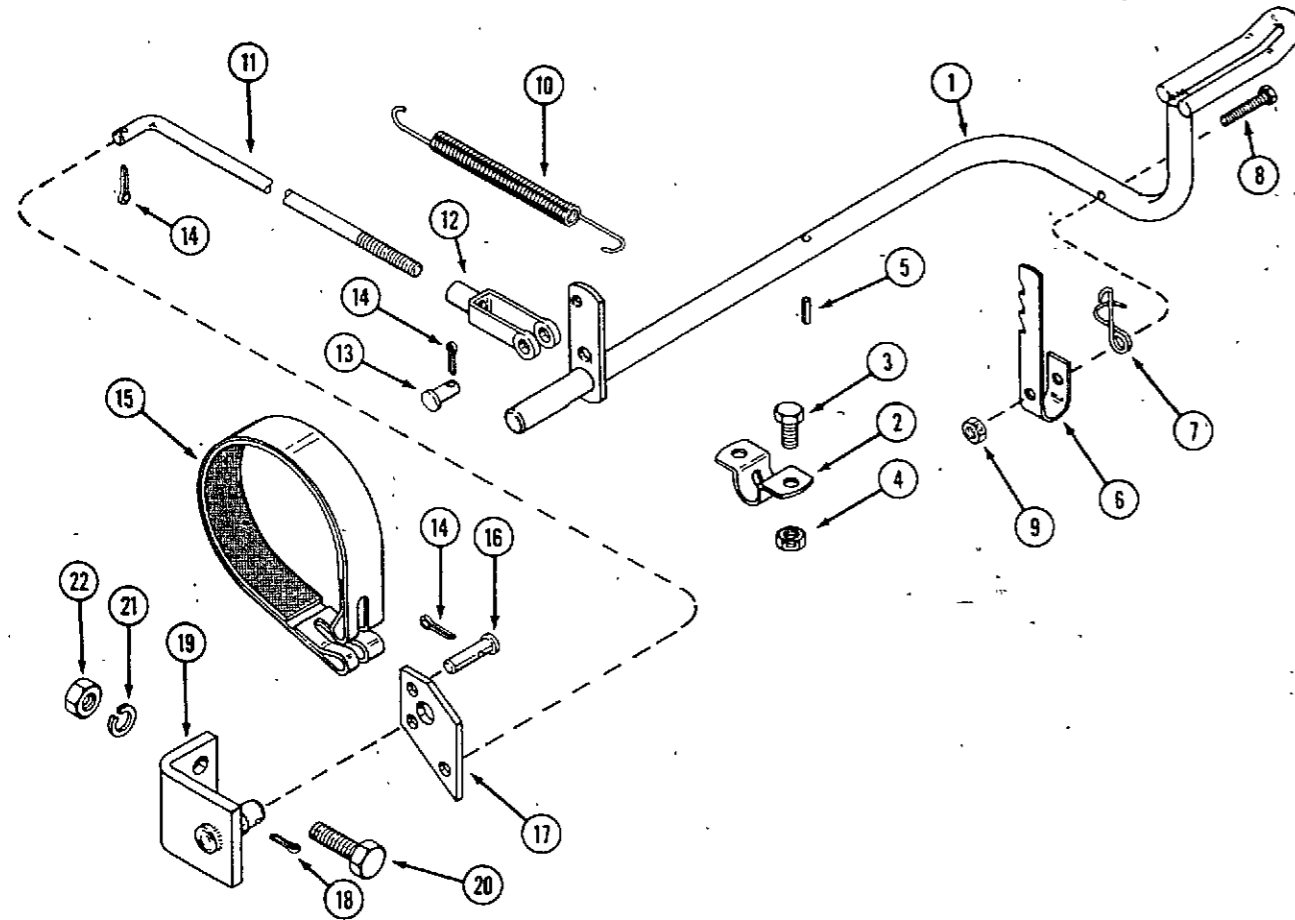


REF.	PART NO.	DESCRIPTION	REQ'D
1	C 32032	WHEEL - rim, rear (6018B, 6018BH)	2
1	C 33464	WHEEL - rim, rear (6018) 15 x 7	2
2	C 27763	BOLT - rear wheel lug	12
3	C 28317	CAP - dust	2
4	132- 335	PIN - cotter 1/8" x 1-1/4"	2
5	25- 1312	NUT - castle 3/4" NC hex	2
6	C 28972	WASHER - retaining	2
7	C 33400	HUB AND BEARING ASSEMBLY - front wheel	1
7	C 28262	BEARING - cone	4
8	C 28316	SEAL - bearing	2
9	C 28305	NUT - wheel	10
10	NSS	HUB ASSEMBLY - front wheel	2
11	C 28988	RACE - bearing	4
12	C 18300	STUD - wheel	10
12	NSS	HUB - wheel	2
13	C 33462	WHEEL - rim, front (6018) 8 x 7	2
13	C 32029	WHEEL - rim, front (6018B, 6018BH)	2
13	C 28239	STEM - air valve	4

NOTE: Obtain tires locally

*Use before PIN:
 **Use PIN and after:
 6018, 6018BH - 14142909

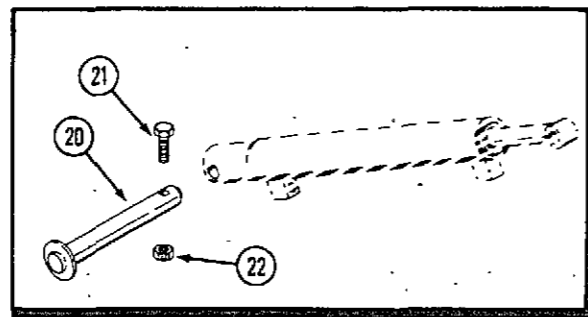
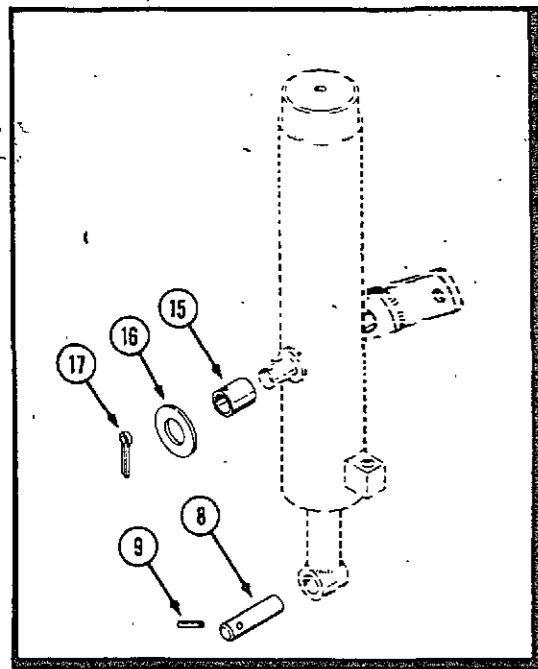
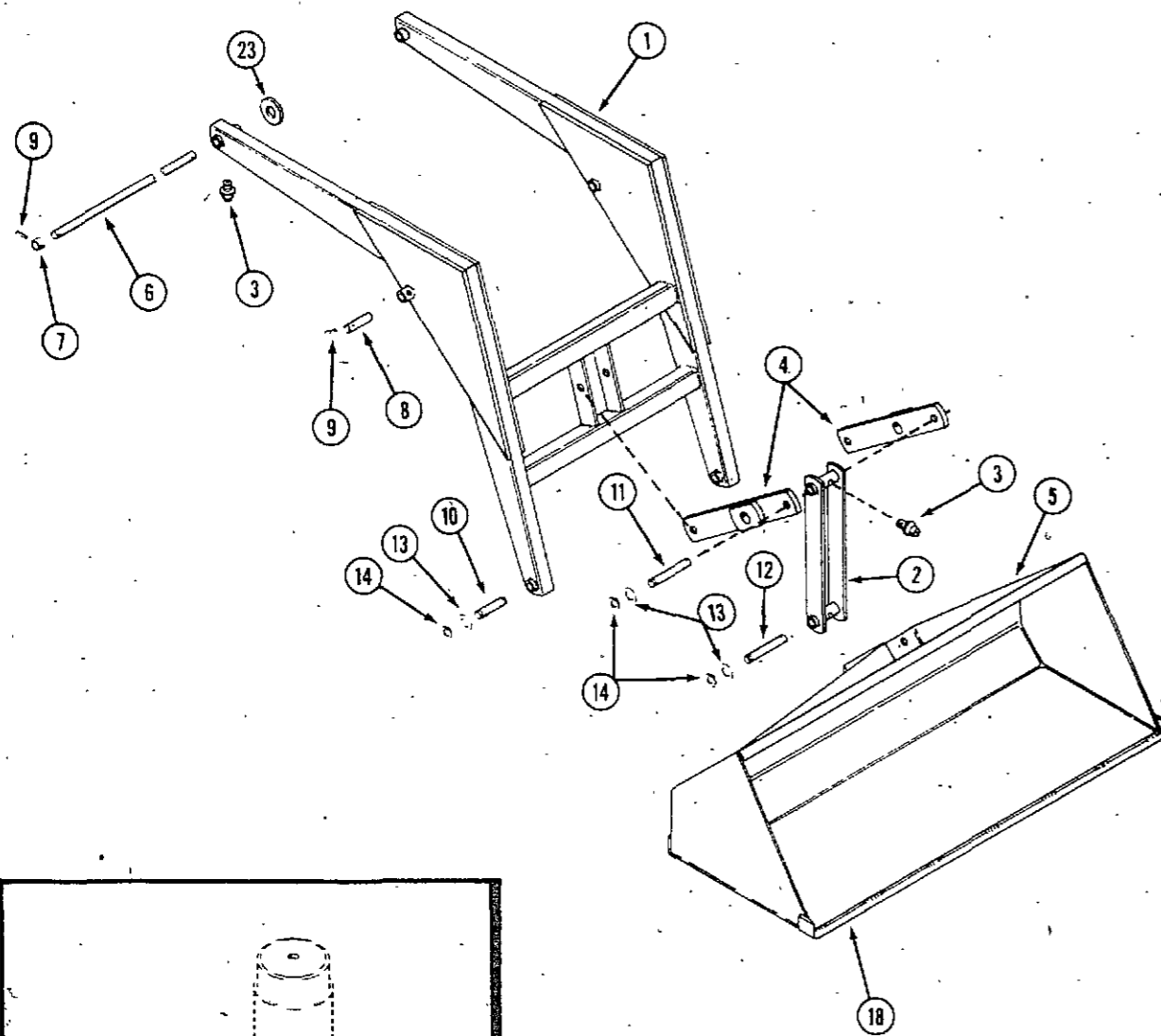
BRAKE ASSEMBLY



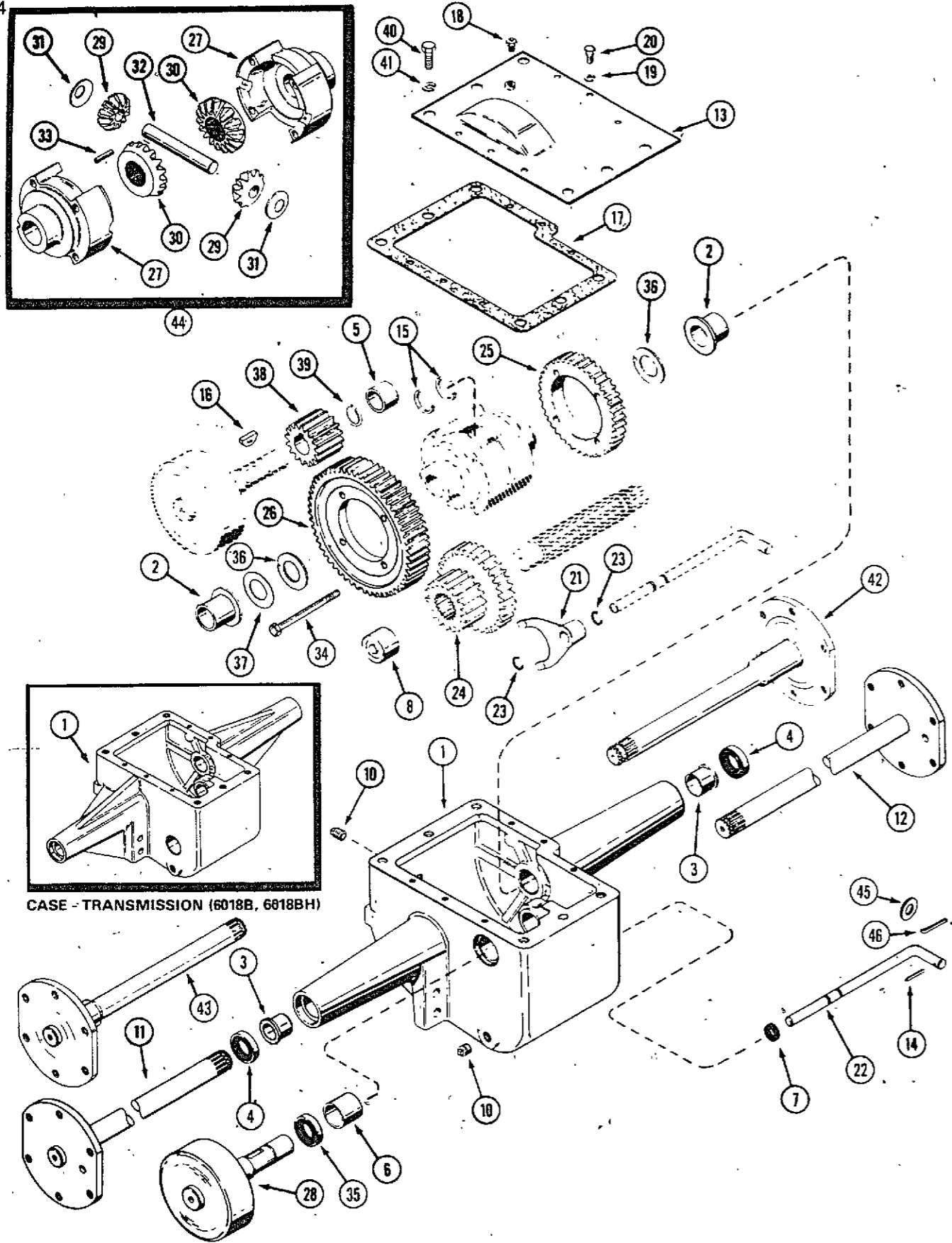
REF.	PART NO.	DESCRIPTION	REQ'D
1	C 26683	PEDAL - brake	1
2	C 18029	BRACKET - saddle	2
3	113- 207	BOLT - 3/8" x 1" NC hex	4
4	131- 938	NUT - lock 3/8" NC hex	4
5	138- 92	PIN - roll 3/16" x 3/4"	1
6	C 18105	LOCK - brake	1
7	C 17541	SPRING - brake lock	1
8	113- 5	BOLT - 1/4" x 1-1/2" NC hex	1
9	131-1102	NUT - lock 1/4" NC hex	1
10	C 18278	SPRING - brake return	1
11	C 27472	ROD - brake	1
12	213- 41	CLEVIS	1
13	141- 54	PIN - clevis	1
14	132- 310	PIN - cotter 1/8" x 1"	4
15	C 14187	BAND - brake	1
16	C 13526	PIN - clevis	2
17	C 18305	ARM - actuator	1
18	132- 333	PIN - cotter 1/8" x 5/8"	1
19	C 18306	BRACKET - pivot	1
20	113- 412	BOLT - 1/2" x 1-3/4" NC hex (6018)	2
20	113- 426	BOLT - 1/2" x 2-3/4" NC hex (6018B, 6018BH)	2
21	192- 23	LOCKWASHER - 1/2"	2
22	129- 105	NUT - 1/2" NC hex	2

BUCKET AND ARM ASSEMBLY

REF.	PART NO.	DESCRIPTION	REQ'D
1	C 17311	ARM ASSEMBLY - bucket lift	1
2	C 17322	ARM - bucket	1
3	219- 20	FITTING - lube	4
4	C 18249	LINK - bucket cylinder	2
5	NSS	BUCKET ASSEMBLY - loader 44" (use C33206)	1
5	C 33206	BUCKET - loader 48"	1
6	C 17337	ROD - arm assembly mounting	1
7	C 17987	COLLAR	2
8	C 21963	PIN - cylinder mounting	3
9	138-2005	PIN - spiral 1/4" x 1"	5
10	C 17334	PIN - bucket mounting, 3-5/16"	2
11	C 17335	PIN - 4-15/16"	2
12	C 17336	PIN - 4-3/4"	1
13	195- 545	WASHER - 13/32"	10
14	C 28232	RING - retaining	10
15	C 18145	BUSHING - oilite	2
16	195- 533	WASHER - 1-1/16"	2
17	132- 311	PIN - cotter 5/32" x 1-1/4"	2
18	C 12824	EDGE - cutting 44"	1
18	C 33182	EDGE - cutting 48"	1
19	C 13106	COVER - lube fitting	4
20	C 17714	PIN - cylinder mounting	2
21	113- 122	BOLT - 5/16" - 18 x 1-1/2"	2
22	131- 176	NUT - lock 5/16" hex	2
23	C 12975	WASHER - .76" x 1.12"	1



TRANSMISSION AND FINAL DRIVE



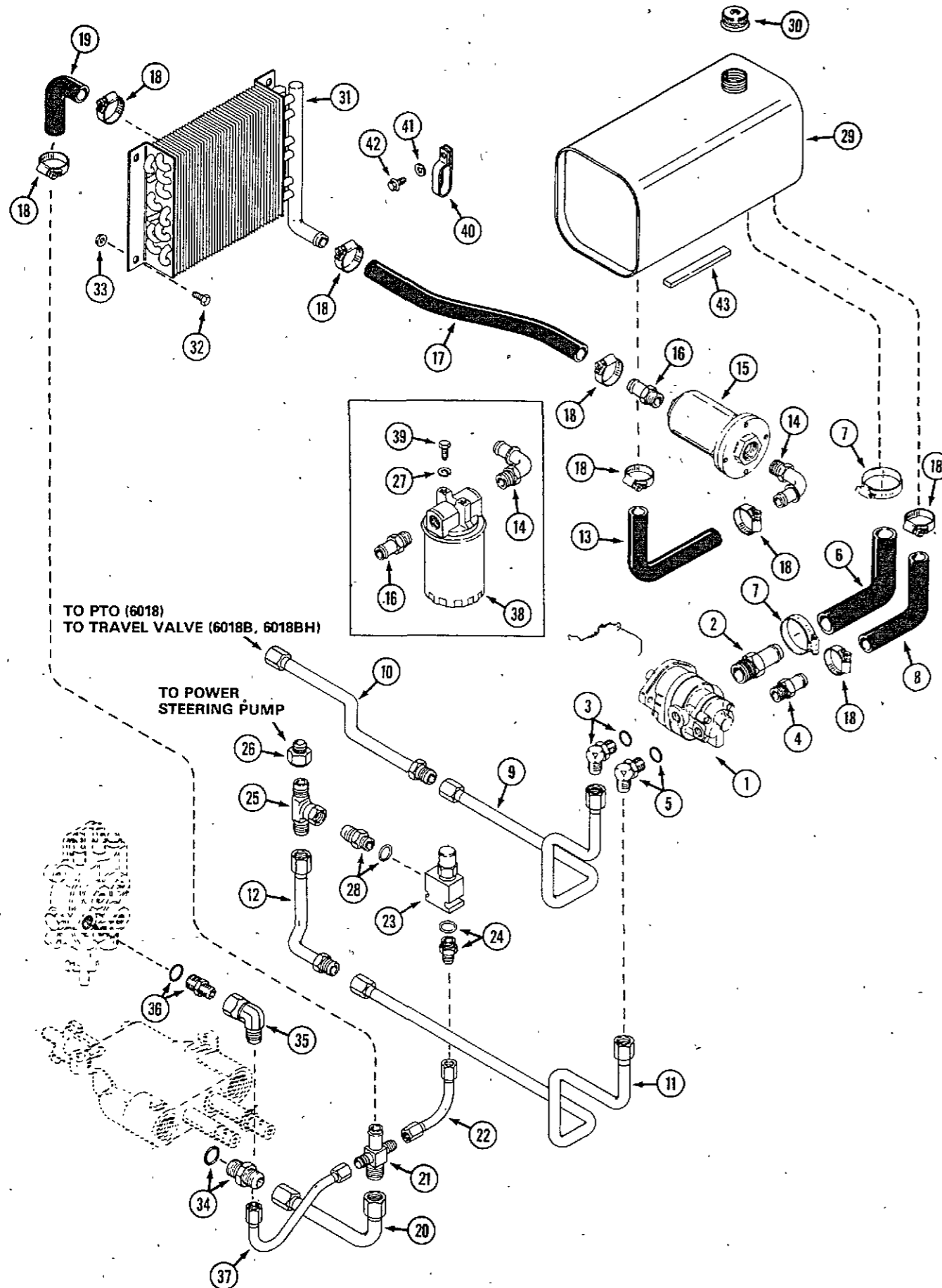
CASE - TRANSMISSION (6018B, 6018BH)

REF.	PART NO.	DESCRIPTION	REQ'D
	C 26322	CASE ASSEMBLY - (6018B, 6018BH)	1
	C 24843	CASE ASSEMBLY - 6018	1
1	NSS	CASE - transmission (order assembly above)	1
2	C 12713	BEARING - flanged	2
3	C 24804	BEARING - flanged (6018)	2
3	C 26245	BEARING - flanged (6018B, 6018BH)	2
4	C 18097	SEAL - axle (6018B, 6018BH)	2
4	C 24803	SEAL - axle (6018)	2
5	C 13241	BEARING - sleeve	1
6	C 13385	BEARING - sleeve	1
7	C 13266	SEAL - shift rod	1
8	C 28281	BEARING - roller	1
10	221- 3	PLUG - filler and drain 3/8" square head	2
10	221-1842	PLUG - pipe 3/8" hex socket	1
11	C 22638	SHAFT - axle, short R.H. (6018)	1
12	C 22637	SHAFT - axle, long L.H. (6018)	1
13	C 36935	COVER - transmission	1
14	138-2073	PIN - roll 3/16" x 1-1/4"	1
15	C 26342	RING - retainer, axle	2
16	126- 128	KEY - woodruff, brake idler	1
17	C 13196	GASKET - transmission cover	1
18	C 28241	BREATHER - transmission	1
19	192- 19	LOCKWASHER - 1/4"	6
20	113- 3	BOLT - 1/4" x 3/4" NC hex	6
21	C 12725	FORK - shift	1
22	C 37222	ROD - gear shift	1
23	C 14168	RING - retaining	2
24	C 14644	GEAR - cluster input	1
25	C 30030*	GEAR - high 41 tooth	1
26	C 12552*	GEAR - low 55 tooth	1
27	NSS	KIT - diff. case (Includes Ref. 34 & 35)	1
28	C 33305	BRAKE DRUM	1
29	NSS	GEAR - differential pinion	2
30	NSS	GEAR - differential	2
31	NSS	WASHER - pinion thrust	2
32	NSS	PIN - differential cross	1
33	NSS	PIN - differential cross lock	1
34	C 30031	KIT - bolt (set of four)	4
35	C 24803	SEAL - shaft	1
36	C 12718	WASHER - differential	2
37	C 14223	WASHER - spacer	UAR
38	C 33417	GEAR - brake idler	1
39	C 14222	RING - retainer, brake idler	1
40	113- 417	BOLT - 1/2" x 1-1/4" NC transaxle mounting	6
40	166- 85	BOLT - 1/2" - 13 x 1", 12 pt. flange	1
41	192- 23	LOCK WASHER - 1/2"	6
42	C 26250	SHAFT - axle, long L.H. (6018B, 6018BH)	1
43	C 26249	SHAFT - axle, short R.H. (6018B, 6018BH)	1
44	C 42631	DIFFERENTIAL - (includes items 25, 26, 34)	1
45	195- 541	WASHER	1
46	132- 310	PIN - cotter 1/8" x 1"	1

*Gears are not replacable PIN 14173863 and after. Order differential.

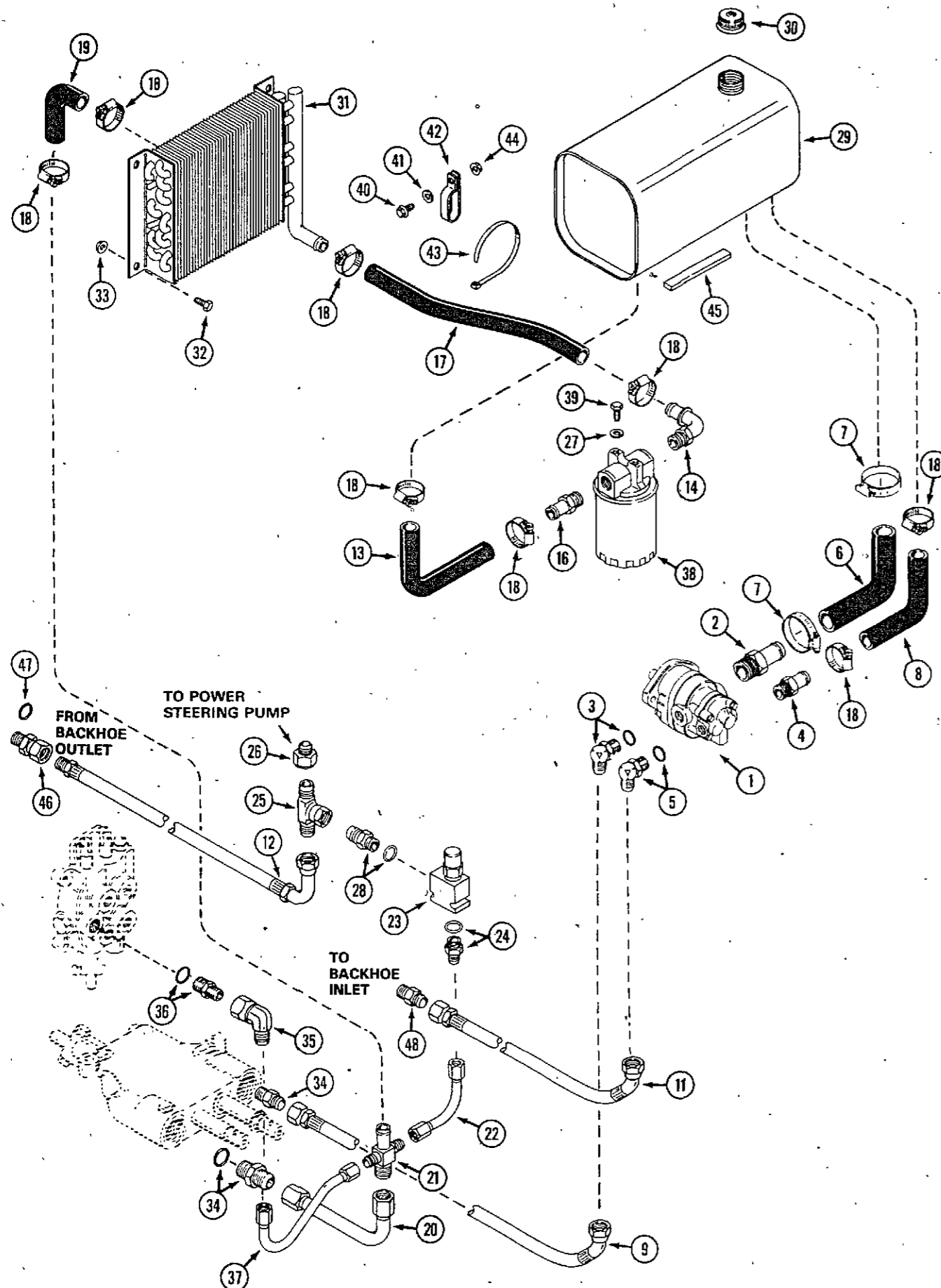
HYDRAULIC SYSTEM (PRIMARY)

6018B, 6018 - All
6018BH - Before PIN 14153035



REF.	PART NO.	DESCRIPTION	REQ'D
1	C 32170	PUMP - hydraulic (repairs page 49)	1
2	217- 179	FITTING - 1" hose x 1-5/16" - 12 (includes 218-5010 "O" ring)	1
3	218- 5107	FITTING - 5/8" O.D. x 7/8" - 14, 90° adjustable (includes 218-5007 "O" ring)	1
4	217- 398	FITTING - 3/4" hose x 7/8" - 14 (includes 218-5007 "O" ring)	1
5	218- 5117	FITTING - 5/8" O.D. x 3/4" - 16, 90° adjustable (includes 218-5006 "O" ring)	1
6	C 32107	HOSE - 1" I.D. 90° pump inlet	1
7	214- 256	CLAMP - hose	2
8	C 31432	HOSE - 3/4" I.D. 90° pump inlet	1
9	C 32108	TUBE - pump, rear outlet	1
10	C 32109	TUBE - (to travel valve on 6018B and 6018BH) or (to PTO on 6018)	1
11	C 32110	TUBE - pump, front outlet	1
12	C 32111	TUBE - pump to relief valve tee (6018)	1
13	C 31431	HOSE - oil filter to oil tank (cut to required length)	1
14	C 32171	CONNECTOR - 90° 3/4" hose x 3/4" NPTF thread	1
15	C 30152	FILTER - oil (repairs page 49)	1
16	217- 155	CONNECTOR - 3/4" hose x 3/4" NPTF thread	1
17	C 33046	HOSE - 3/4" I.D. x 19" (cut to required length)	1
18	214- 254	CLAMP - hose 1-1/4"	8
19	C 32148	HOSE - 90° heat exchanger to manifold	1
20	C 32114	TUBE - travel valve to manifold	1
21	C 32115	MANIFOLD - return (6018, 6018BH) shown	1
21	C 33047	MANIFOLD - return (6018B)	1
22	C 32116	TUBE - manifold to relief valve	1
23	C 32117	VALVE - relief	1
24	218- 5058	FITTING - 3/8" tube x 3/4" - 16 (includes 218-5006 "O" ring)	1
25	218- 842	FITTING - tee swivel 5/8" tube x 7/8" - 14	1
26	C 33112	FITTING - tube reducer 5/8" to 3/8" tube x 9/16" - 18	1
27	192- 19	LOCKWASHER - 1/4"	2
28	C 25245	FITTING - 5/8" tube x 7/8" - 14 (includes 218-5007 "O" ring)	1
29	C 32436	RESERVOIR - oil (also requires C32434 tray before S/N 14131858)	1
30	C 34175	CAP - oil tank	1
31	C 32047	EXCHANGER - heat	1
32	113- 1	BOLT - 1/4" - 20 x 1/2"	4
33	131- 934	NUT - 1/4" - 20 flange lock	4
34	218- 5065	FITTING - 3/4" tube x 7/8" - 14 (includes 218-5006 "O" ring)	1
35	218- 980	FITTING - 90° 3/8" tube x 9/16" - 18 female swivel	1
36	218- 5058	FITTING - 3/8" tube x 3/4" - 16 (includes 218-5006 "O" ring)	1
37	C 32179	TUBE - bucket valve "out" to return manifold	1
38	C 33038	FILTER ASSEMBLY	1
	C 33039	FILTER - oil	1
39	113- 2	BOLT - 1/4" - 20 x 5/8"	2
40	C 32213	CLAMP - tube	1
41	195- 521	WASHER	1
42	121- 21	BOLT - 1/4" - 20 x 1/2" flange lock	1
43	C 34189	CUSHION - tank	3

**HYDRAULIC SYSTEM (PRIMARY)
6018BH - PIN 14153035 AND AFTER**



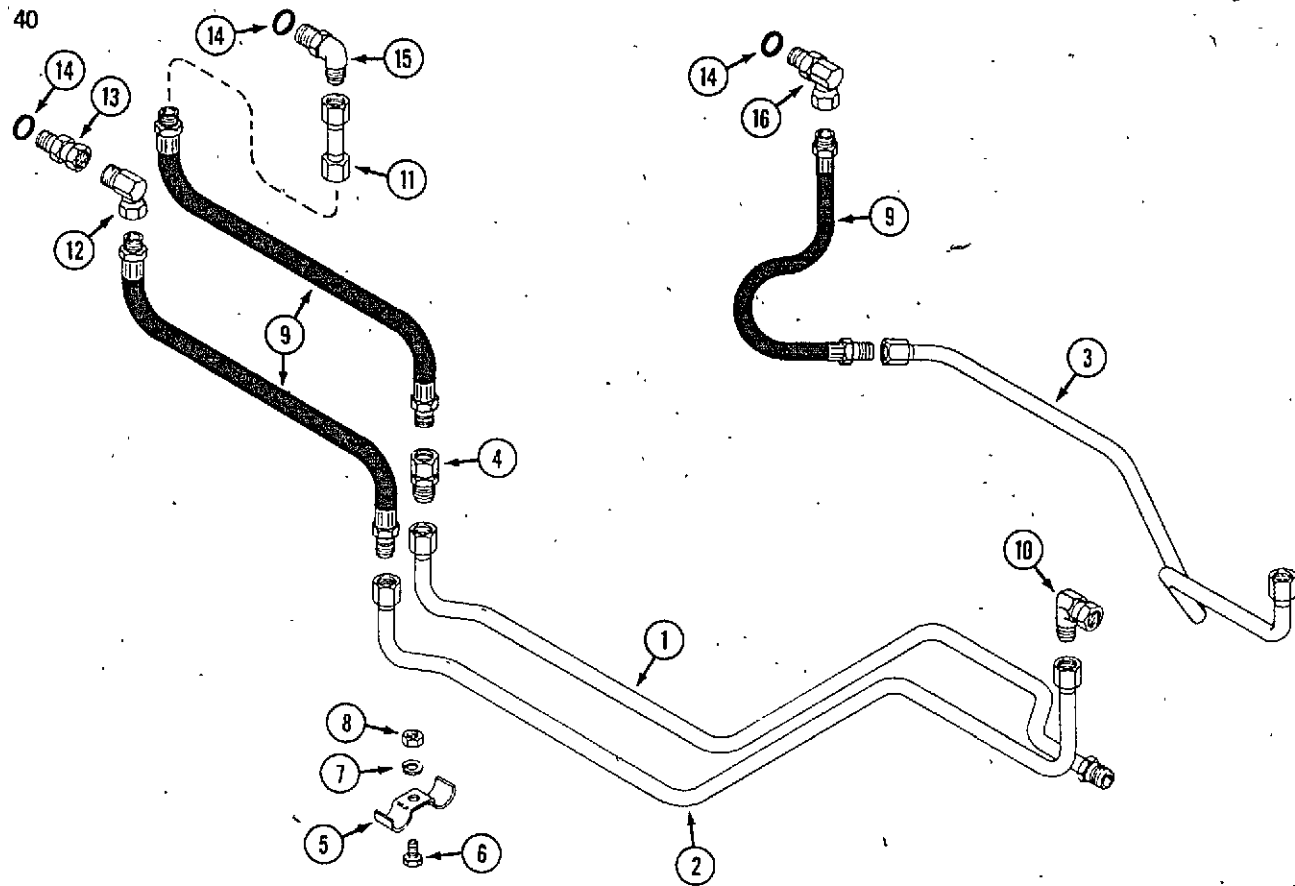
REF.	PART NO.	DESCRIPTION	REQ'D
1	C 32170	PUMP - hydraulic (repairs page 49)	1
2	217- 179	FITTING - 1" hose x 1-5/16" - 12 (includes 218-5010 "O" ring)	1
3	218- 5107	FITTING - 5/8" O.D. x 7/8" - 14, 90° adjustable (includes 218-5007 "O" ring)	1
4	217- 398	FITTING - 3/4" hose x 7/8" - 14 (includes 218-5007 "O" ring)	1
5	218- 5117	FITTING - 5/8" O.D. x 3/4" - 16, 90° adjustable (includes 218-5006 "O" ring)	1
6	C 32107	HOSE - 1" I.D. 90° pump inlet	1
7	214- 256	CLAMP - hose	2
8	C 31432	HOSE - 3/4" I.D. 90° pump inlet	1
9	C 34186	HOSE - pump, rear outlet to travel valve	1
11	C 34187	HOSE - pump, front outlet to backhoe inlet	1
12	C 34188*	HOSE - (backhoe outlet to relief valve)	1
12	C 42632**	HOSE - (backhoe outlet to relief valve)	1
13	C 31431	HOSE - oil filter to oil tank (cut to required length)	1
14	C 32171	CONNECTOR - 90° 3/4" hose x 3/4" NPTF thread	1
16	217- 155	CONNECTOR - 3/4" hose x 3/4" NPTF thread	1
17	C 33046	HOSE - 3/4" I.D. x 19" (cut to required length)	1
18	214- 254	CLAMP - hose 1-1/4"	8
19	C 32148	HOSE - 90° heat exchanger to manifold	1
20	C 32114	TUBE - travel valve to manifold	1
21	C 32115	MANIFOLD - return	1
22	C 32116	TUBE - manifold to relief valve	1
23	C 32117	VALVE - relief	1
24	218- 5058	FITTING - 3/8" tube x 3/4" - 16 (includes 218-5006 "O" ring)	1
25	218- 842	FITTING - tee swivel 5/8" tube x 7/8" - 14	1
26	C 33112	FITTING - tube reducer 5/8" to 3/8" tube x 9/16" - 18	1
27	192- 19	LOCKWASHER - 1/4"	2
28	C 25245	FITTING - 5/8" tube x 7/8" - 14 (includes 218-5007 "O" ring)	1
29	C 32436	RESERVOIR - oil	1
30	C 34175	CAP - oil tank	1
31	C 32047	EXCHANGER - heat	1
32	113- 1	BOLT - 1/4" - 20 x 1/2"	4
33	131- 934	NUT - 1/4" - 20 flange lock	4
34	218- 5065	FITTING - 3/4" tube x 7/8" - 14 (includes 218-5006 "O" ring)	1
35	218- 980	FITTING - 90° 3/8" tube x 9/16" - 18 female swivel	1
36	218- 5058	FITTING - 3/8" tube x 3/4" - 16 (includes 218-5006 "O" ring)	1
37	C 32179	TUBE - bucket valve "out" to return manifold	1
38	C 33038	FILTER ASSEMBLY	1
	C 33039	FILTER - oil	1
39	113- 2	BOLT - 1/4" - 20 x 5/8"	2
40	121- 21	BOLT - 1/4" - 20 x 1/2"	1
40	113- 207	BOLT - 3/8" - 16 x 1"	1
41	195- 521	WASHER	1
42	C 32213	CLAMP - tube	3
43	C 22947	TIE - nylon	3
44	131- 938	NUT - 3/8" - 16 flange lock	1
45	C 34189	CUSHION - tank	3
46	218- 5265	FITTING - 9/16" - 18 x 1/2" female swivel NPSM	1
47	218- 5005	"O" RING	11
48	218- 5360	FITTING - 9/16" x 7/8" - 14 flare (use with BH750WD backhoe)	1
48	218- 445	FITTING - 1/2" x 7/8" - 14 flare (use with 80A backhoe)	1

NOTE: Use 218-465 to connect hoses together when backhoe is removed.

*Use before PIN:

**Use PIN and after: 6018BH - 14173863

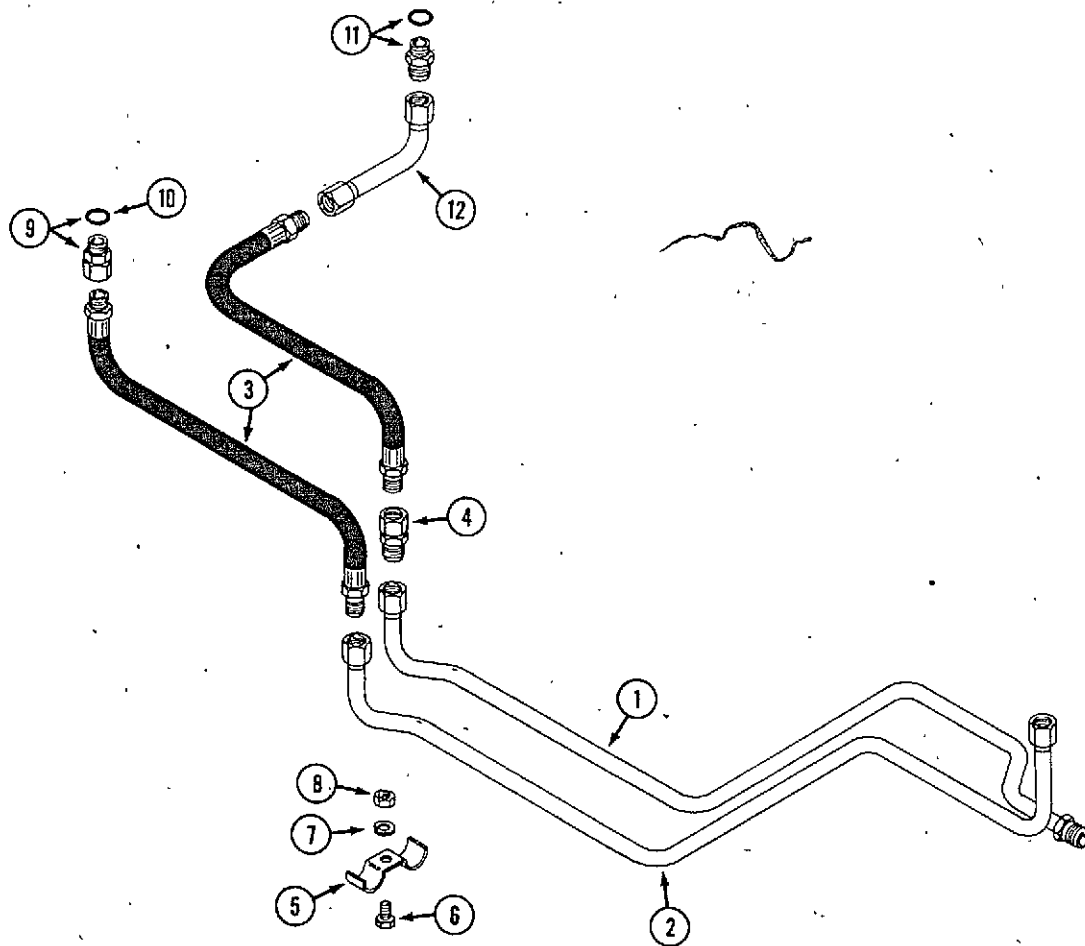
HYDRAULIC BACKHOE CONNECTING LINES (6018B)



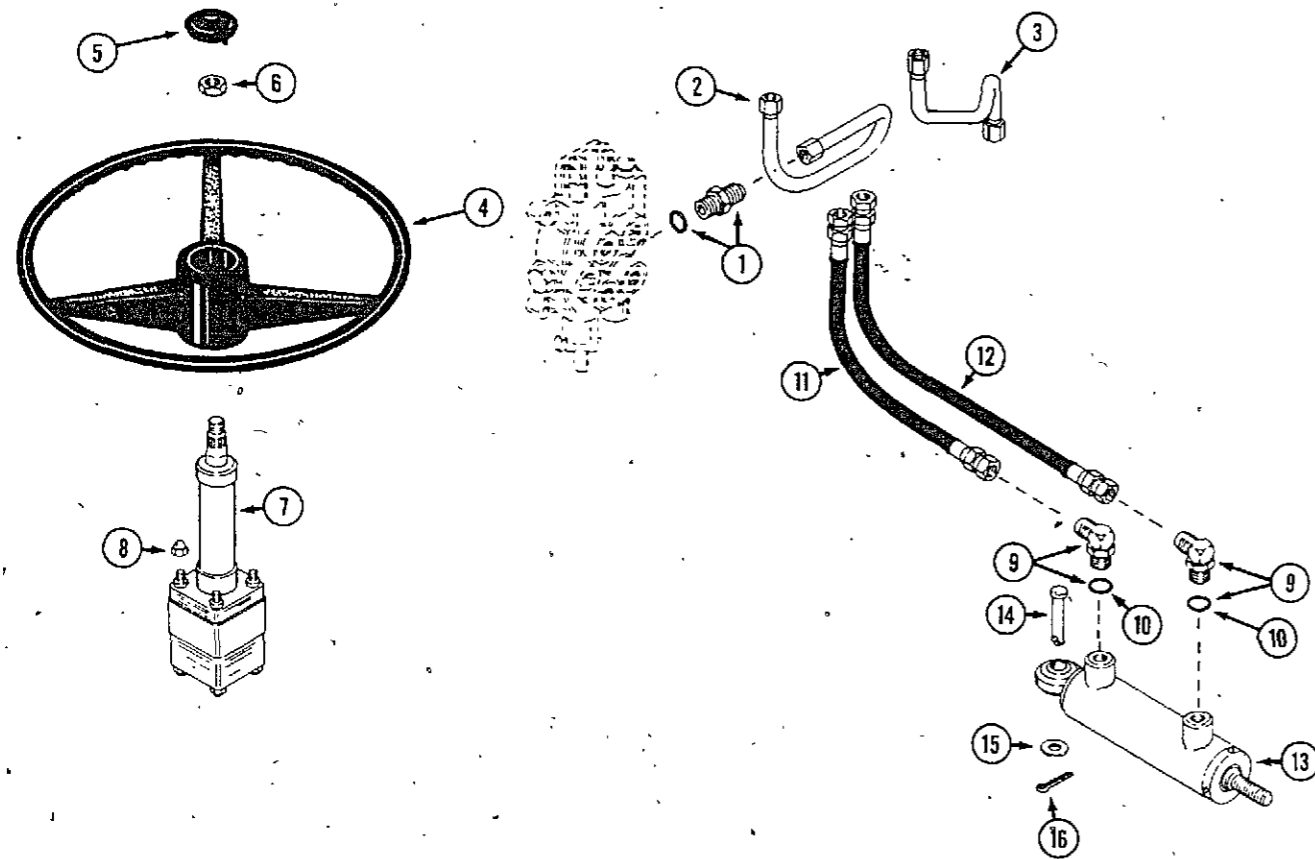
REF.	PART NO.	DESCRIPTION	REQ'D
4	C 33043	TUBE - pump to backhoe (rear)	1
2	C 33045	TUBE - backhoe (outlet) to return manifold	1
3	C 33044	TUBE - backhoe (power beyond) to relief valve tee	1
4	218- 465	FITTING - 7/8" - 14 x 1/2" NPTF	1
5	C 15389	CLAMP - tube	2
6	113- 3	BOLT - 1/4" - 20 x 3/4"	2
7	192- 19	LOCKWASHER - 1/4"	2
8	129- 101	NUT - 1/4" - 20	2
9	C 28278	HOSE - hydraulic	3
10	218-5232	FITTING - 90° swivel elbow 5/8" x 7/8" - 14	1
11	C 33058	TUBE - hydraulic	1
12	218- 927	FITTING - 90° swivel 1/2" NPTF x 1/2" NPSM	1
13	218-5251	FITTING - 7/8" - 14 x 1/2" NPSM swivel	1
14	218-5007	"O" RING - 7/8"	1
15	218-5107	FITTING - 90° adjustable elbow 7/8" - 14 x 7/8" - 14	1
16	218-5201	FITTING - 90° adjustable elbow 7/8" - 14 x 1/2" NPSM swivel	1

HYDRAULIC BACKHOE CONNECTING LINES (6018BH)

Use Before PIN 14153035
See Page 39 for PIN 14153035 and after



1	C 32262	TUBE - pump to backhoe (rear)	1
2	C 32263	TUBE - backhoe to relief valve tee	1
3	C 28278	HOSE - hydraulic	2
4	218- 465	FITTING - 7/8" - 14 x 1/2" NPTF	1
5	C 15389	CLAMP - tube	1
6	113- 3	BOLT - 1/4" - 20 x 3/4"	1
7	192- 19	LOCKWASHER - 1/4"	1
8	129- 101	NUT - 1/4" - 20	1
9	218-5265	FITTING - 9/16" - 18 x 1/2" female swivel NPSM	1
10	218-5005	"O" ring	1
11	218-5360	FITTING - 9/16" x 7/8" - 14 flare (includes 218-5005 "O" ring)	1
12	C 29655	TUBE - hydraulic, backhoe (in)	1

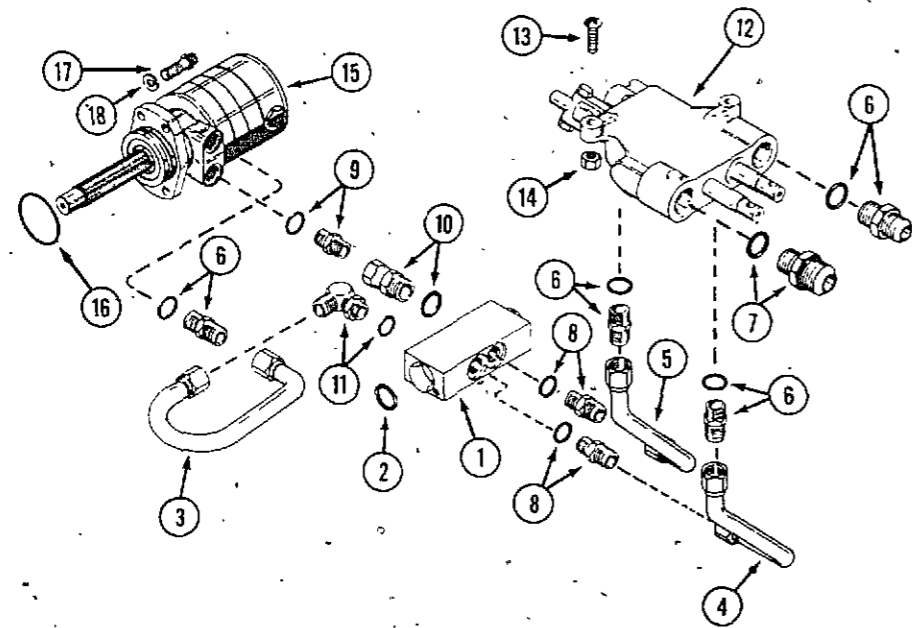


REF.	PART NO.	DESCRIPTION	REQ'D
1	218-5058	FITTING - 3/8" tube x 3/4" - 16 straight (includes "O" ring)	1
2	C 32126	TUBE - steering (out) to loader valve (in)	1
3	C 32401	TUBE - steering (in) to relief valve tee	1
4	C 27990	WHEEL - steering	1
5	C 16945	CAP - steering wheel	1
6	129- 127	NUT - 5/8" - 18	1
7	C 27992	PUMP - steering (repairs page 57)	1
8	C 27991	NUT - 5/16" - 24 acorn, black	4
9	218-5105	FITTING - 90° elbow, adjustable	2
10	218-5005	"O" ring	1
11	C 32399	HOSE - steering pump (L.T.) to cylinder, 25"	1
12	C 32125	HOSE - steering pump (R.T.) to cylinder, 31"	1
13	C 32027	CYLINDER - steering	1
	C 26443	KIT - gasket	1
14	C 16128	PIN - clevis 5/8"	1
15	195- 541	WASHER - .656" I.D. x 1.31" O.D.	1
16	132- 91	PIN - cotter 3/16" x 1"	1

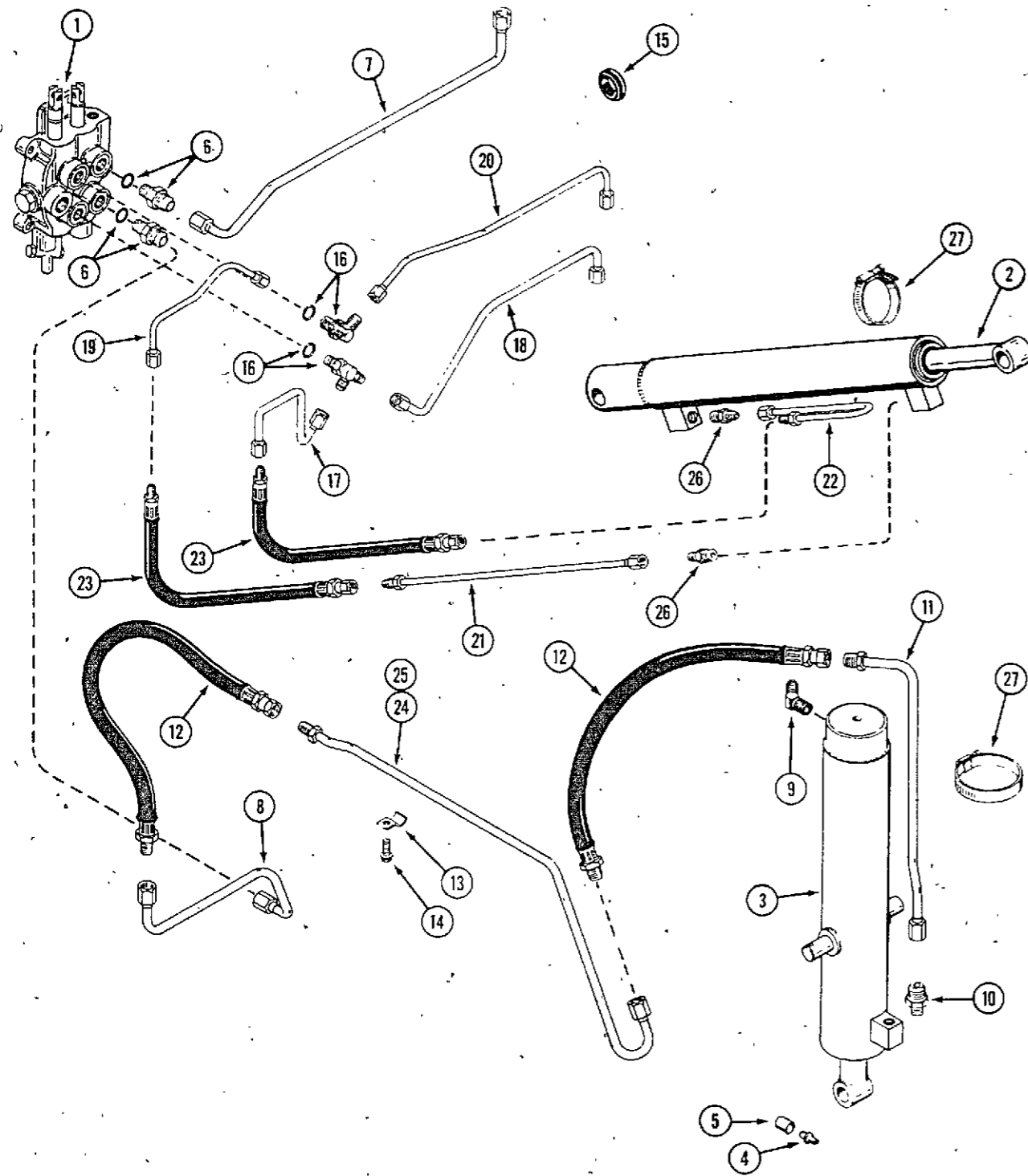
HYDRAULIC DRIVE SYSTEM

1	C 24995	VALVE - holding	1
2	C 28487	"O" RING - end caps	2
3	C 24994	TUBE - valve to motor	1
4	C 25007	TUBE - travel valve to holding valve	1
5	C 25008	TUBE - travel valve to holding valve	1
6	218-5062	FITTING - 5/8" tube x 7/8" - 14 (includes 218-5007 "O" ring)	4
7	218-5065	FITTING - 3/4" tube x 7/8" - 14 (includes 218-5007 "O" ring)	1
8	218-5066	FITTING - 5/8" tube x 3/4" - 16 (includes 218-5006 "O" ring)	2
9	218-5406	FITTING - 1/2" NPSM x 7/8" - 14 (includes 218-5007 "O" ring)	1
10	218-5254	FITTING - swivel 1/2" NPSM x 3/4" - 16 (includes 218-5006 "O" ring)	1
11	218-5117	FITTING - 90° adjustable 5/8" tube x 3/4" - 16 (includes 218-5006 "O" ring)	1
12	C 32118	VALVE - travel control (repairs page 51)	1
13	C 27764	SCREW - 5/16" - 18 x 1-1/4"	2
14	131- 351	NUT - 5/16" - 18 lock	2
15	NSS	MOTOR - hydraulic (6018) (repairs page 55) (use C32957) shown	1
15	NSS*	MOTOR - hydraulic (6018B, 6018BH) (repairs page 55)	1
16	C 28949	SEAL - motor to case	1
17	166- 85	BOLT - 1/2" - 13 x 1"	4
17	166- 86	BOLT - 1/2" - 13 x 1-1/4"	4
18	192- 23	LOCKWASHER - 1/2" (use with 166-86 bolt)	4

*Before PIN 14131993:
 6018BH use C32957 motor and C33164 arm
 6018B use C32957 motor and C33163 arm
 After PIN 14131993:
 6018BH and 6018B use C32957 motor

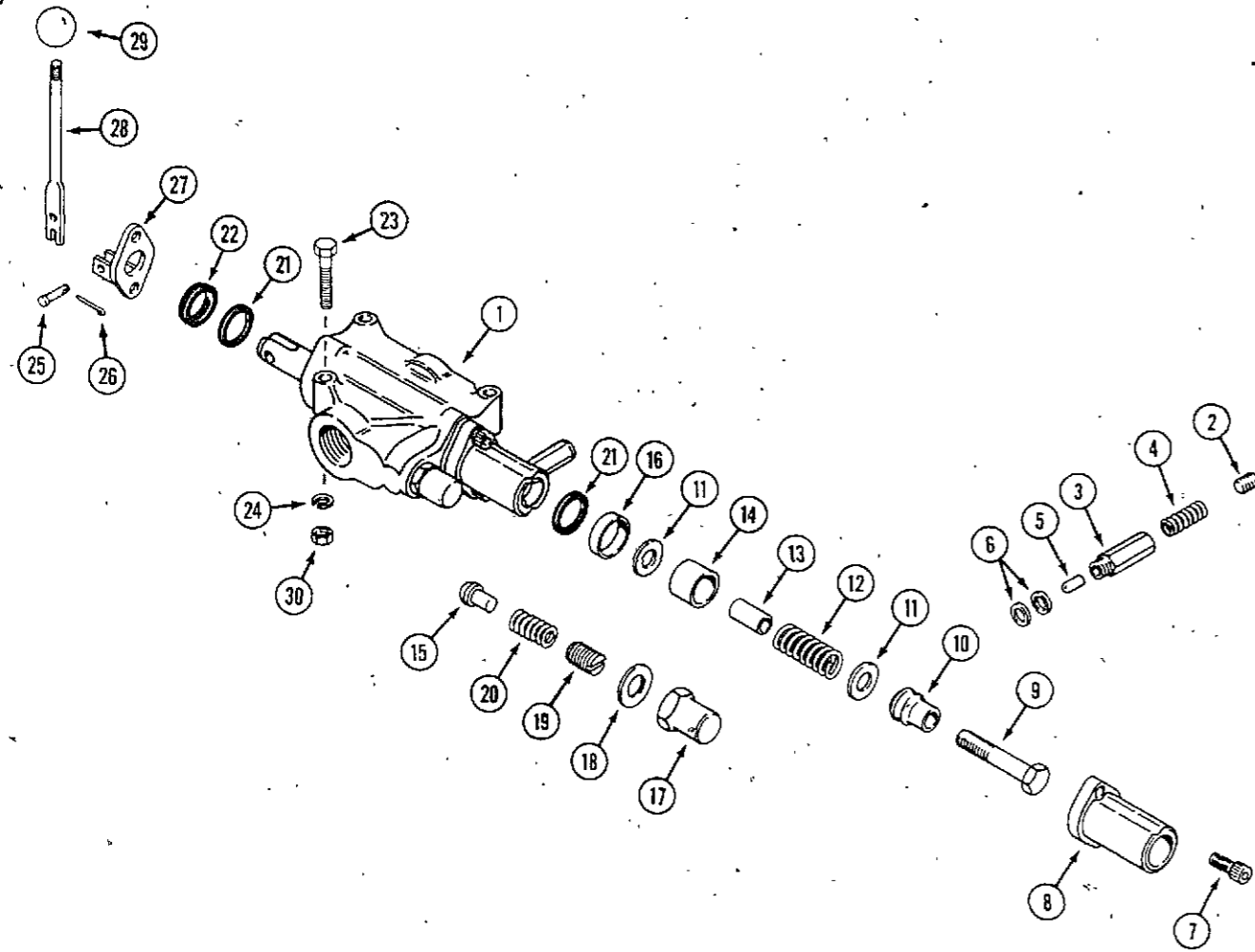


HYDRAULIC SYSTEM (BUCKET CONTROL)



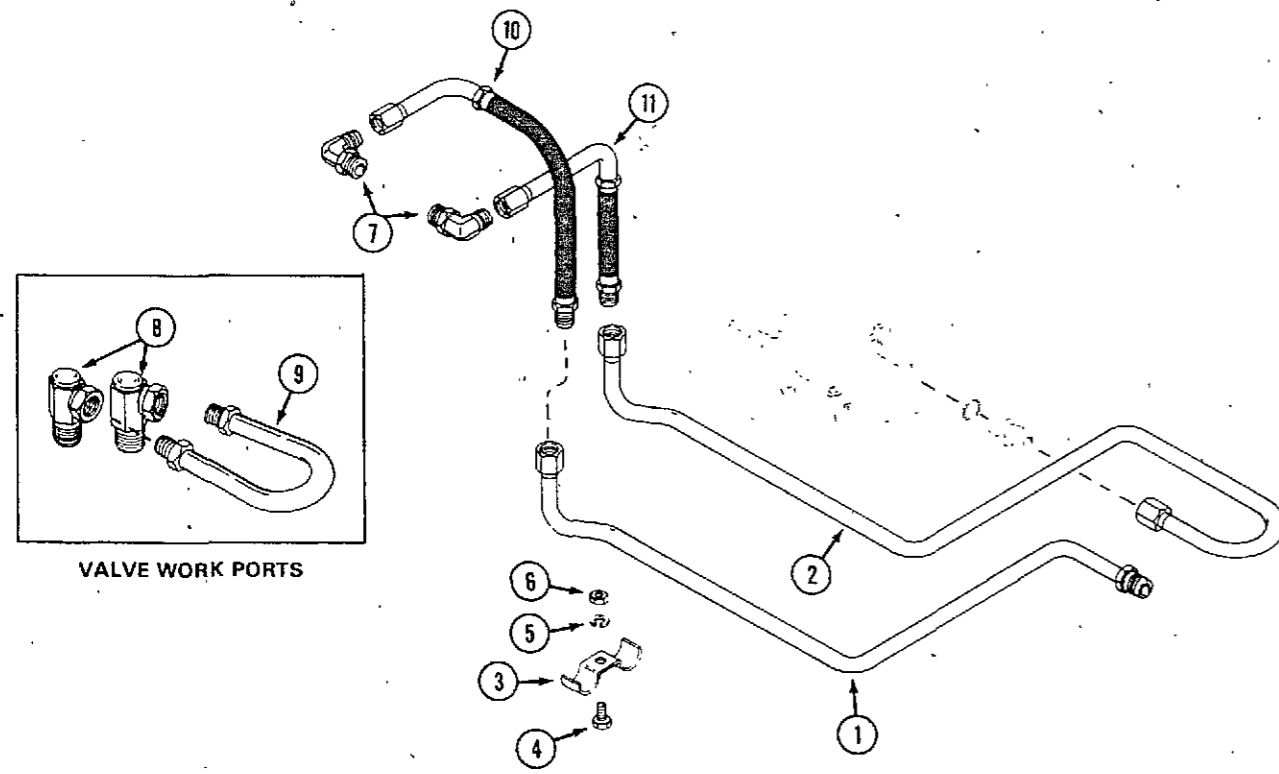
REF.	PART NO.	DESCRIPTION	REQ'D
1	C 48179	VALVE - bucket control (repairs page 53)	1
2	C 26433	CYLINDER - lift arm (repairs page 59)	2
3	C 26432	CYLINDER - bucket (repairs page 59)	1
4	219- 17	FITTING - lubrication, straight	5
5	C 13106	COVER - lubrication fitting	5
6	218- 5057	FITTING - hydraulic (includes 218-5005 "O" ring)	2
7	C 25162	TUBE - bucket valve to L.H. tower	1
8	C 25161	TUBE - bucket valve to R.H. tower	1
9	218- 533	FITTING - 45°	1
10	218- 443	FITTING - hydraulic	1
11	C 26439	TUBE - bucket cylinder	1
12	720- 303	HOSE - bucket cylinder	4
13	C 25164	CLIP - tube mounting	4
14	187- 1036	SCREW - 1/4" - 20 x 1/2" tapping	4
15	C 25165	GROMET - tower	2
16	C 25167	FITTING - special 90° (includes 218-5005 "O" ring)	2
17	C 26032	TUBE - bucket valve to R.H. tower	1
18	C 32121	TUBE - bucket valve to L.H. tower	1
19	C 25160	TUBE - bucket valve to R.H. tower	1
20	C 25158	TUBE - bucket valve to L.H. tower	1
21	C 25153	TUBE - lift cylinder, rod end	1
22	C 26435	TUBE - lift cylinder, piston end	2
23	720- 301	HOSE - lift cylinder	4
24	C 25155	TUBE - bucket cylinder R.H.	1
25	C 25156	TUBE - bucket cylinder L.H.	1
26	218- 1022	FITTING - hydraulic	4
27	214- 262	CLAMP - 2-5/16" to 3-1/4"	3

PTO HYDRAULIC VALVE (6018)



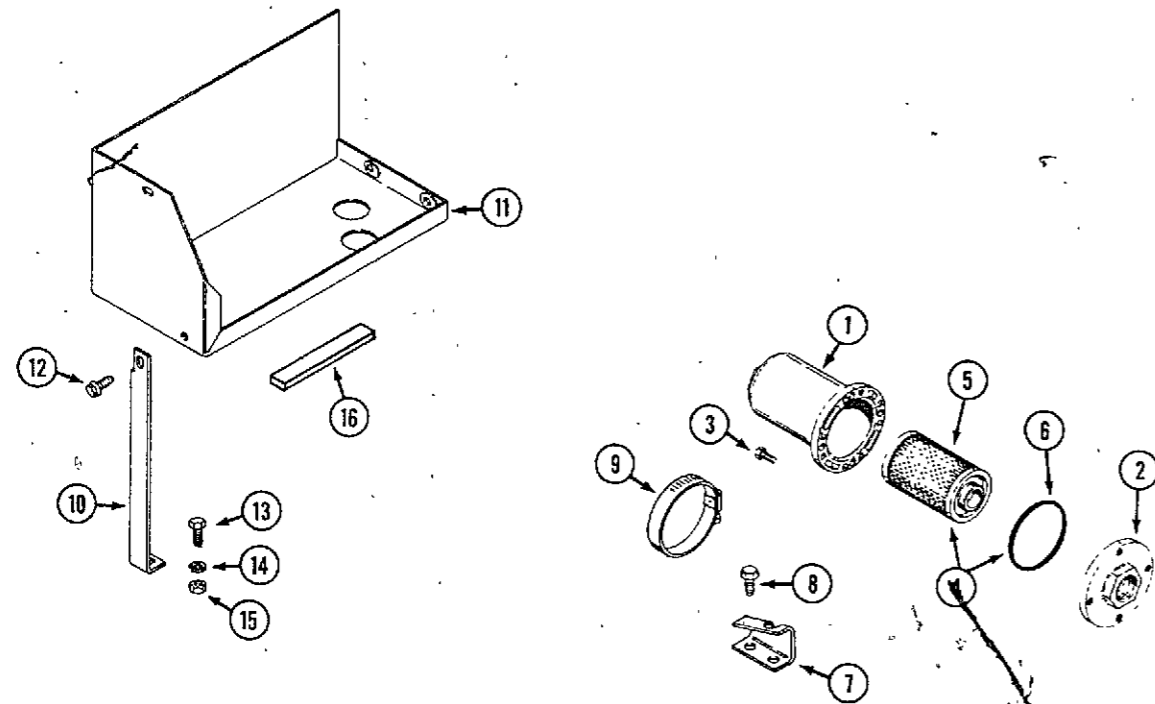
REF.	PART NO.	DESCRIPTION	REQ'D
1	C 33426	VALVE - hydraulic (2100 PSI Relief)	1
2	83- 56	SCREW - set 5/16" - 18	1
3	C 26719	HOUSING - detent plunger	1
4	C 26718	SPRING - detent plunger	1
5	C 26717	PLUNGER - detent	1
6	C 26716	WASHER - aluminum, seal	UAR
7	165- 143	SCREW - socket head 1/4" - 20 x 3/4"	4
8	C 26715	BONNET - end cap	1
9	113- 110	BOLT - 5/16" - 18 x 2-1/4"	1
10	C 26714	SLEEVE - detent	1
11	195- 526	WASHER	1
12	C 26721	SPRING - centering	1
13	C 26720	SPACER - detent	1
14	C 26713	SPACER - spool	1
15	C 26708	POPPET - relief	1
16	C 26722	SPACER - end cap	1
17	C 26712	NUT - cap, relief	1
18	C 26710	WASHER - aluminum, seal	1
19	C 26711	SCREW - adjustment, relief	1
20	C 26709	SPRING - relief	1
21	C 26707	RING - quad	2
22	C 26706	WIPER - spool	1
23	113- 5	BOLT - 1/4" - 20 x 1-1/2"	3
24	192- 19	LOCKWASHER - 1/4"	3
25	C 28964	PIN - clevis 3/16"	1
26	132- 329	PIN - cotter	1
27	C 32156	BRACKET - handle	1
28	C 32155	HANDLE - valve	1
29	C 32154	KNOB - handle	1
30	129- 101	NUT - 1/4"	3

PTO HYDRAULIC LINES (6018)



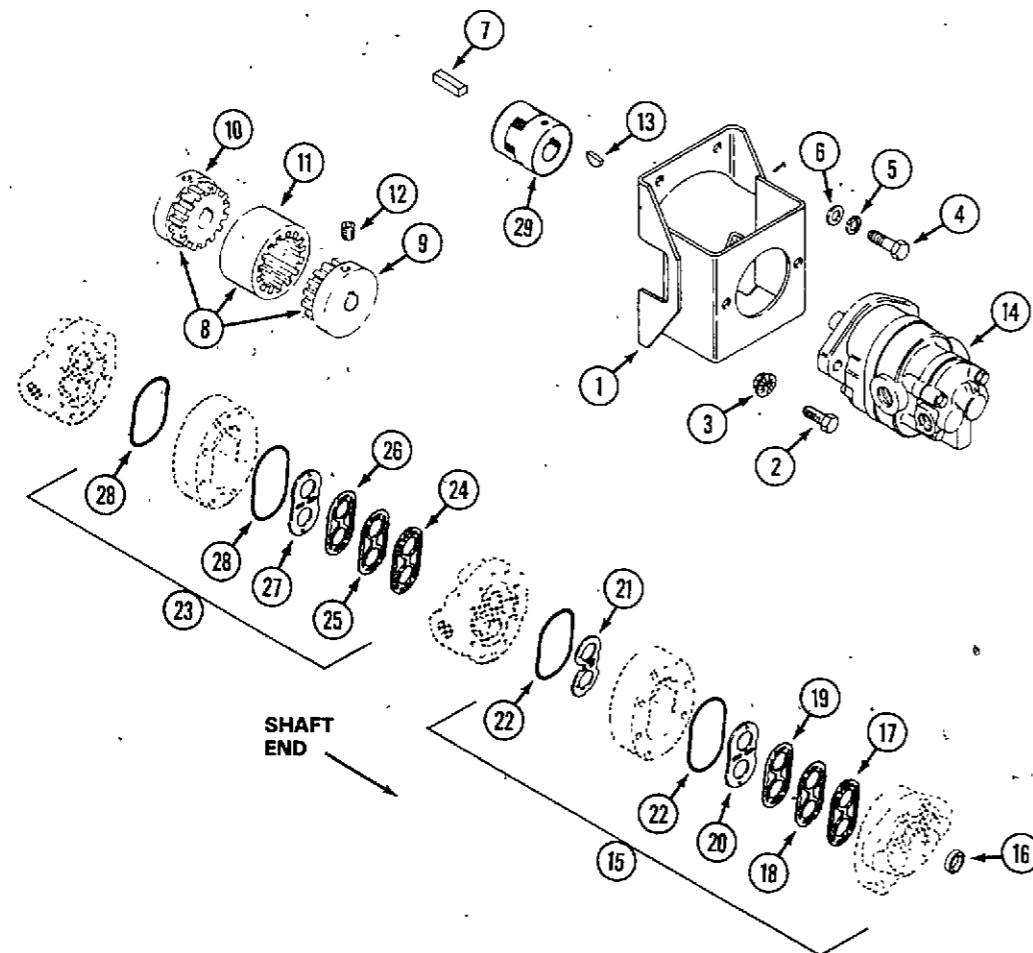
1	C 32112	TUBE - pump to PTO (rear)	1
2	C 18285	TUBE - travel valve to PTO	1
3	C 15389	CLAMP - tube	1
4	113- 3	BOLT - 1/4" - 20 x 3/4"	1
5	192- 19	LOCKWASHER - 1/4"	1
6	129- 101	NUT - 1/4" - 20	1
7	218- 5107	FITTING - 90° adjustable elbow (PTO inlet & outlet)	2
8	218- 5201	FITTING - 90° swivel 7/8" - 14 (PTO work ports)	2
9	C 22829	TUBE - hydraulic loop	1
10	C 32149	HOSE - PTO valve (inlet)	1
11	C 32150	HOSE - PTO valve (outlet)	1

HYDRAULIC OIL FILTER AND TANK TRAY



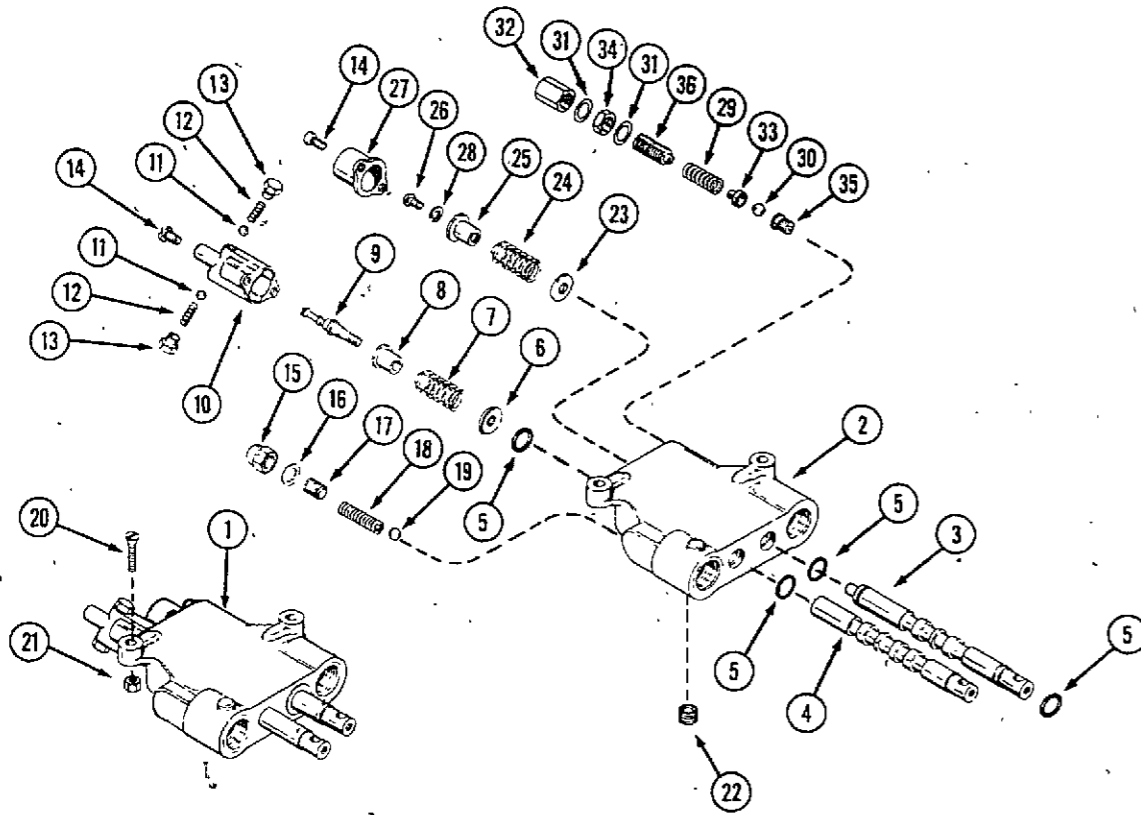
REF.	PART NO.	DESCRIPTION	REQ'D
	C 30152	FILTER ASSEMBLY - hydraulic oil (early production)	1
1	C 28753	HOUSING - filter	1
2	C 28754	COVER - filter	1
3	113- 3	BOLT - cover	4
4	C 28783	KIT - filter	1
5	NSS	CARTRIDGE - filter	1
6	C 28755	"O" RING	1
7	C 32172	BRACKET - filter mounting	1
8	121- 106	BOLT - 5/16" - 18 x 1/2" flange lock	2
9	214- 262	CLAMP - hose 3-1/4" filter to bracket	1
10	C 32255	BRACKET - oil tank support	1
11	C 32434	TRAY - oil tank	1
12	121- 21	BOLT - 1/4" - 20 x 1/2" flange lock	4
13	113- 2	BOLT - 1/4" - 20 x 5/8"	1
14	192- 19	LOCKWASHER - 1/4"	1
15	129- 101	NUT - 1/4" - 20	1
16	C 34189	CUSHION - oil reservoir	1

HYDRAULIC PUMP, COUPLING AND MOUNT



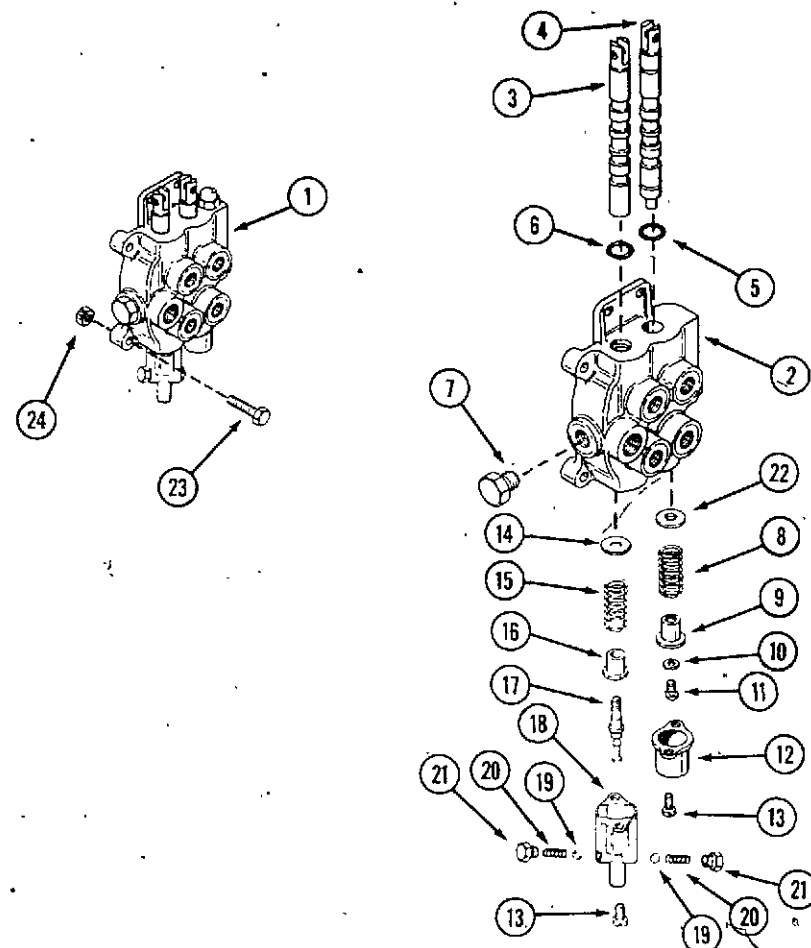
1	C 33041	MOUNT - pump	1
2	113- 208	BOLT - 3/8" - 16 x 1-1/4"	2
3	131- 938	NUT - 3/8" - 16 flange lock	2
4	113- 208	BOLT - 3/8" - 16 x 1" (use teflon sealant on lower bolts)	4
5	192- 21	LOCKWASHER - 3/8"	4
6	195- 104	WASHER - .438" x 1"	4
7	C 28321	KEY - 1/4" x 1/4" x 3/4" (engine shaft)	1
8	NSS	COUPLING - pump (use C33265)	1
9	NSS	HUB - pump	1
10	NSS	HUB - engine	1
11	NSS	SLEEVE - coupling (use C33265 complete assembly)	1
12	178- 858	SCREW - set 5/16" x 3/8"	2
13	126- 13	KEY - 3/16" x 5/8" woodruff carbon (pump shaft)	1
14	C 32170	PUMP - hydraulic	1
15	C 32955	KIT - seal (main pump section)	1
16	C 33110	SEAL - shaft	1
17	NSS	SEAL - "V" ("V" side towards cover)	1
18	NSS	GASKET	1
19	NSS	SHIELD - heat	1
20	NSS	PLATE - wear (bronze side towards gears)	1
21	NSS	PLATE - thrust (bronze side towards gears)	1
22	C 33111	"O" RING	2
23	C 32956	KIT - seal (secondary pump section)	1
24	NSS	SEAL - "V" ("V" side towards body)	1
25	NSS	GASKET	1
26	NSS	SHIELD - heat	1
27	NSS	PLATE - wear (bronze side towards gears)	1
28	C 15732	"O" RING	2
29	NSS	SEAL - shaft (not used)	1
	C 33265	COUPLING - pump	1

HYDRAULIC CONTROL VALVE - TRACTOR



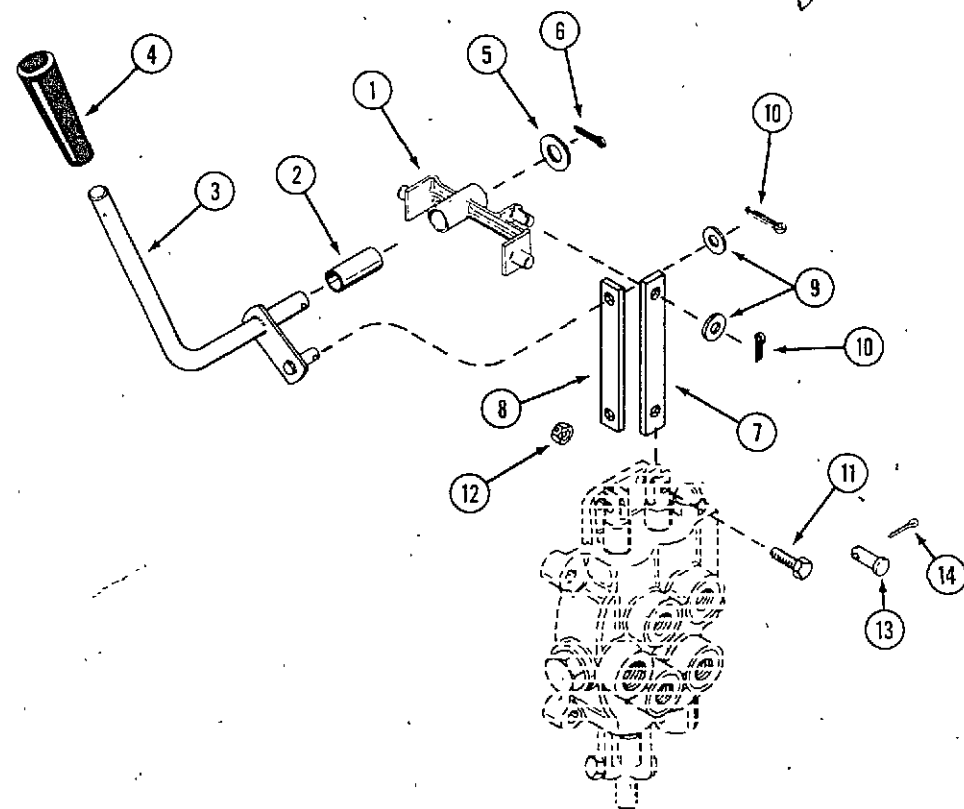
REF.	PART NO.	DESCRIPTION	REQ'D
1	C 32118	VALVE - tractor control	1
2	NSS	BODY - valve (order C32118 valve)	1
3	NSS	SPOOL - valve (order C32118 valve)	1
4	NSS	SPOOL - valve (order C32118 valve)	1
5	C 28856	SEAL - "O" ring, spool	4
6	C 28705	WASHER	1
7	C 28706	SPRING - detent	1
8	C 28707	SPACER	1
9	C 26668	DETENT - spool (use with 3/16" detent ball)	1
10	C 17438	COVER - detent	1
11	211- 5	BALL - steel 3/16"	2
12	C 17444	SPRING - detent	2
13	C 28708	SCREW - detent, cap	2
14	169- 114	SCREW - cover	4
	C 21511	KIT - relief	1
15	129- 531	CAP - relief adjust	1
16	C 17435	CAP - relief adjust	1
17	C 17433	GASKET - relief adjust cap	1
18	NSS	SPRING - relief	1
19	211- 7	BALL - steel 1/4"	1
20	C 27764	SCREW - 5/16" - 18 x 1-1/4"	2
21	131- 351	NUT - 5/16" - 18 lock	2
22	221- 841	PLUG - pipe 1/4"	1
23	195- 521	WASHER - return	1
24	C 26431	SPRING - return	1
25	C 26667	SPACER	1
26	193- 524	SCREW - No. 10 - 32 x 1/2" socket	1
27	C 18847	COVER - return	1
28	192- 18	LOCKWASHER	1
29	C 21507	SPRING - relief	1
30	211- 208	BALL - steel 5/16"	1
31	C 26664	GASKET - relief adjust, cap and nut	1
32	C 26666	CAP - relief	1
33	C 21506	RETAINER - ball, relief	1
34	129- 166	NUT - relief adjust	1
35	C 26663	SEAT - ball, relief	1
36	C 26665	SCREW - relief adjust	1
	218-5154	PLUG - 1/2" - 20 (use to cap lift ports)	2

HYDRAULIC CONTROL VALVE (BUCKET)

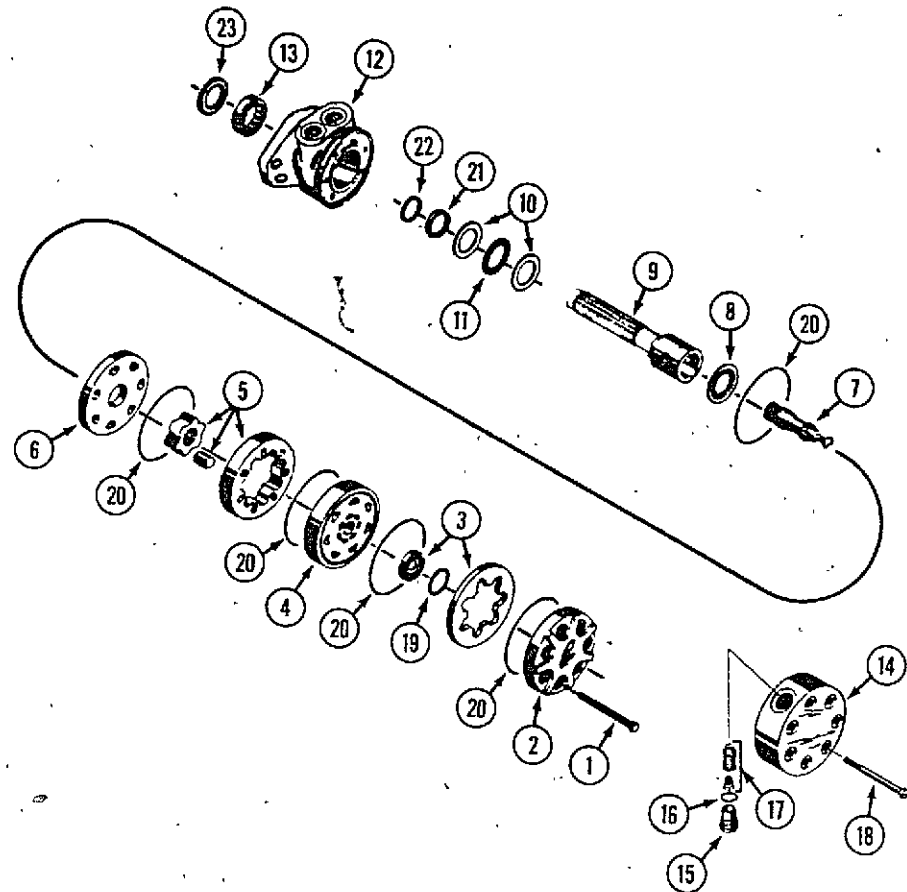


REF.	PART NO.	DESCRIPTION	REQ'D
1	C 18179	VALVE - bucket control	1
2	NSS	BODY - valve (order C18179 valve)	1
3	NSS	SPOOL - valve (order C18179 valve)	1
4	NSS	SPOOL - valve (order C18179 valve)	1
5	C 28989	SEAL - "O" ring, spool	2
6	C 28856	SEAL - "O" ring, spool	2
7	221- 843	PLUG - 3/8"	1
8	C 26431	SPRING - return	1
9	C 13200	SPACER	1
10	195- 510	WASHER	1
11	193- 524	SCREW	1
12	C 18847	COVER - centering	1
13	169- 114	SCREW - cover	4
14	C 17440	WASHER	1
15	C 17441	SPRING - return	1
16	C 13200	SPACER - detent	1
17	C 17439	DETENT - spool	1
18	C 17438	COVER - detent	1
19	211- 7	Ball - steel 1/4"	2
20	C 17444	SPRING - detent	2
21	C 17443	SCREW - detent	2
22	195- 521	WASHER - return	1
23	113- 17	BOLT - valve mounting 1/4" x 1-1/4" NC hex	3
24	131-1102	NUT - lock 1/4" NC hex	3
	C 18846	KIT - spring, center (includes items 22, 23, 24, 25, 26 and 27)	1
	C 18851	KIT - detent (includes items 14, 15, 16, 17, 18, 19, 20 and 22)	1

BUCKET CONTROL LINKAGE

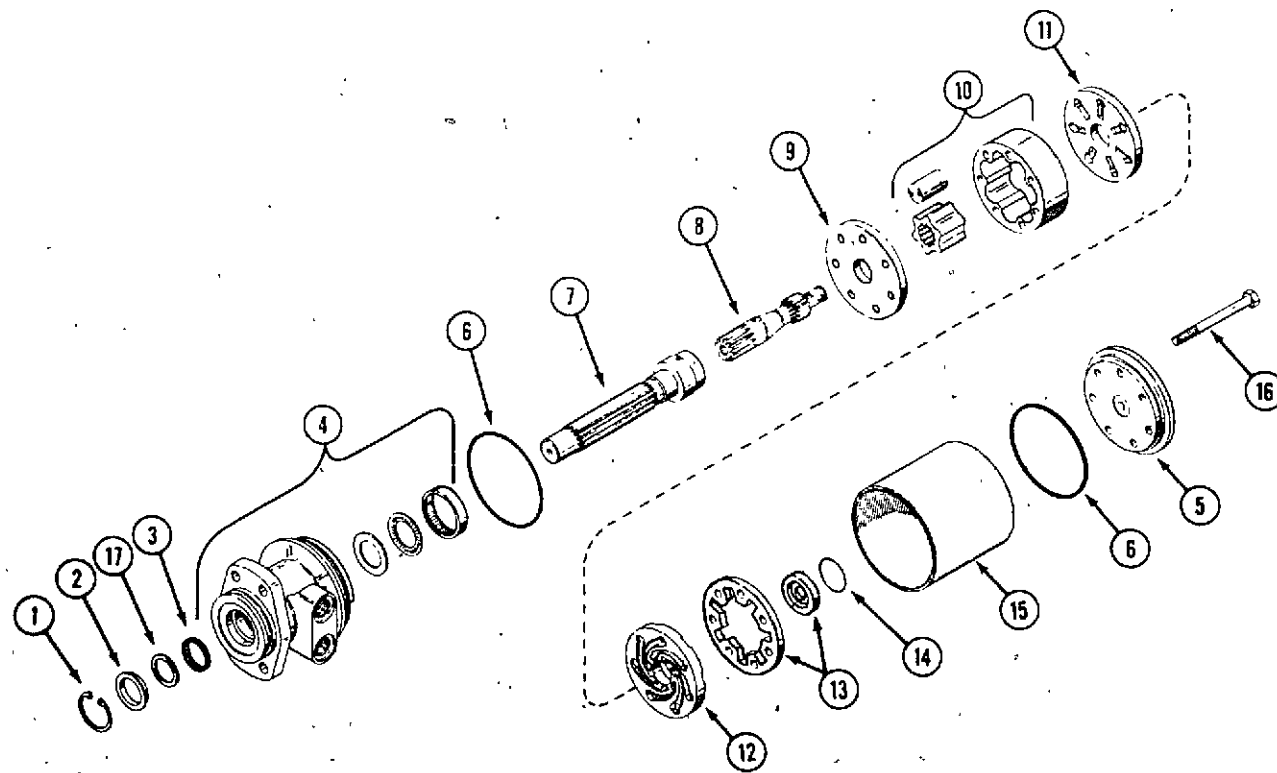


1	C 24445	BRACKET - pivot	1
2	C 16714	BUSHING - pivot bracket	1
3	C 17596	LEVER - bucket control	1
4	C 29045	KNOB - lever, bucket control	1
5	195- 533	WASHER - 1/2"	1
6	132- 321	PIN - cotter 1/8" x 1"	1
7	C 34744	LINK - valve 4"	1
8	C 34745	LINK - valve 3-3/4"	1
9	195- 521	WASHER - 5/16"	2
10	132- 320	PIN - cotter 3/32" x 3/4"	2
11	113- 3	BOLT - 1/4" - 20 x 3/4"	2
12	131-1102	NUT - 1/4" - 20 lock	2
13	141- 2	PIN - clevis	2
14	132- 329	PIN - cotter 1/16" x 3/4"	2



HYDRAULIC DRIVE MOTOR (6018)
ALSO USE PIN 14131993 AND AFTER (6018BH, 6018B)

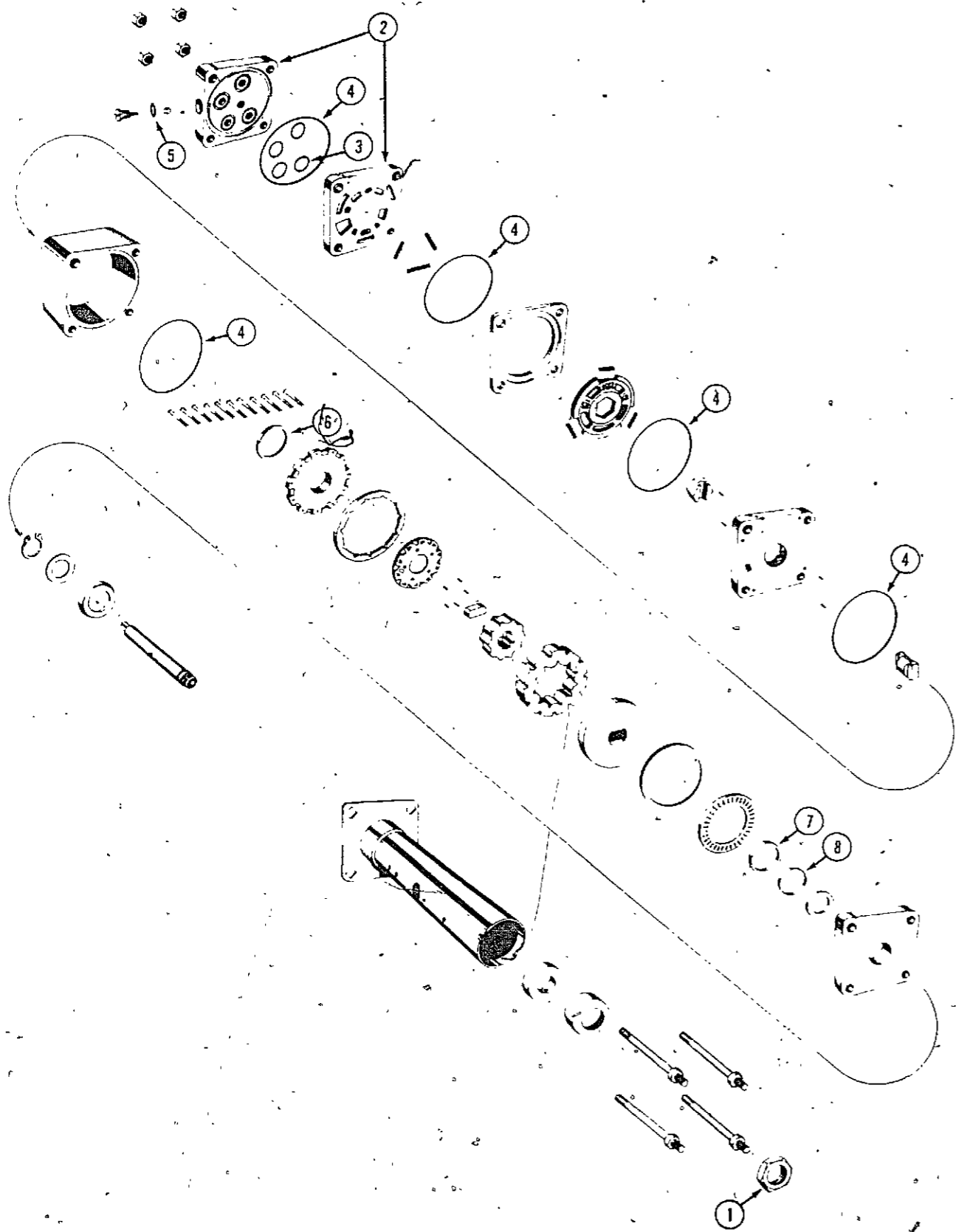
REF.	PART NO.	DESCRIPTION	REQ'D
	C 32957	MOTOR - hydraulic	1
1	C 31327	BOLT - 3/8" - 24 x 4-5/8" (use with C31309 end cover)	7
2	C 31309	COVER - end (with out relief) shown	1
3	C 31310	COMMUTATOR AND RING SET	1
4	C 31311	MANIFOLD	1
5	C 31313	ROTOR ASSEMBLY	1
6	C 31314	PLATE - wear	1
7	C 31316	LINK - drive	1
8	C 31317	BEARING - thrust	1
9	C 31318	SHAFT - coupling	7
10	C 31319	WASHER - thrust	2
11	C 31320	BEARING - thrust	1
12	C 31321	HOUSING - drive end	1
13	C 31322	BEARING - outer	1
14	C 34417	COVER - end (with relief)	1
15	C 34418	PLUG AND "O" RING	2
16	C 34419	"O" RING	1
17	C 34420	VALVE - relief (3000 lb.)	2
18	C 34421	BOLT - thru (use with C34417 end cover)	7
	C 31323	KIT - seal	1
19	NSS	SEAL - commutator ring	1
20	NSS	SEAL - ring	5
21	NSS	SEAL - ring	1
22	NSS	WASHER - backup	1
23	NSS	SEAL - dirt (not used)	1



HYDRAULIC DRIVE MOTOR (6018B, 6018BH)
USE BEFORE PIN 14131993
FOR PIN 14131993 AND AFTER SEE ABOVE

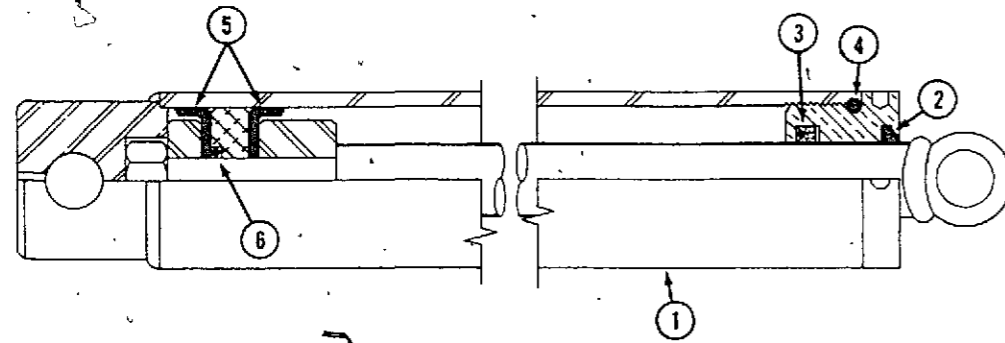
	NSS	MOTOR - hydraulic (see page 43)	1
1	C 16516	RING - retaining	1
2	C 19040	SPACER - (see kit below)	1
3	C 25048	SEAL - oil (see kit below)	1
4	C 14827	HOUSING ASSEMBLY	1
5	C 14837	END CAP	1
6	C 18382	SEAL - (see kit below)	2
7	C 14828	SHAFT - coupling	1
8	C 14829	DRIVE LINK	1
9	C 14830	PLATE - wear	1
10	C 14831	ROTOR ASSEMBLY	1
11	C 28703	PLATE - manifold	1
12	C 28874	MANIFOLD	1
13	C 28701	COMMUTATOR AND RING SET	1
14	C 19041	RING - sealing (see kit below)	1
15	C 14836	SLEEVE	1
16	C 14838	BOLT - 3/8" x 4-3/8" NF hex	7
17	C 19212	WASHER - back up, .010" (see kit below)	1
	C 29732	KIT - "O" ring and seal (includes items 1, 2, 3, 6, 14 and 17)	1

MANUAL PUMP (POWER STEERING)



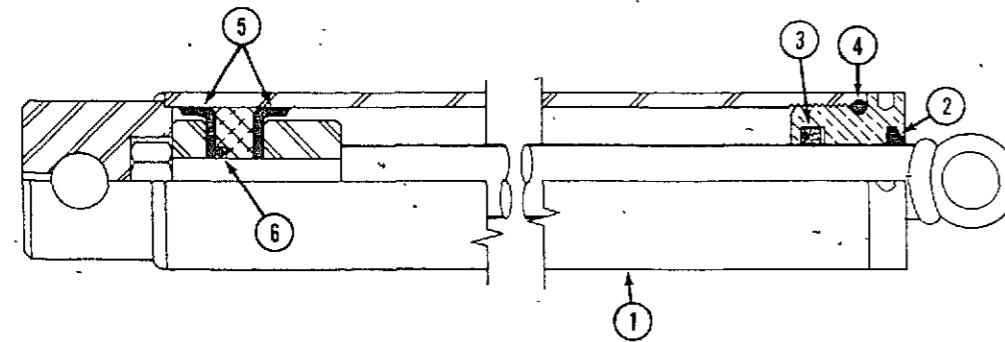
REF.	PART NO.	DESCRIPTION	REQ'D
	C 27992	PUMP - steering, manual	1
1	129- 127	NUT - 5/8" - 18	1
2	C 33002- C 30281	KIT - cover and manifold KIT - seal	1 1
3	NSS	"O" RING	4
4	NSS	RING - seal	5
5	NSS	"O" RING	1
6	NSS	SEAL commutator	1
7	NSS	SEAL - face	1
8	NSS	RING - back-up	1

CYLINDER - LIFT ARM



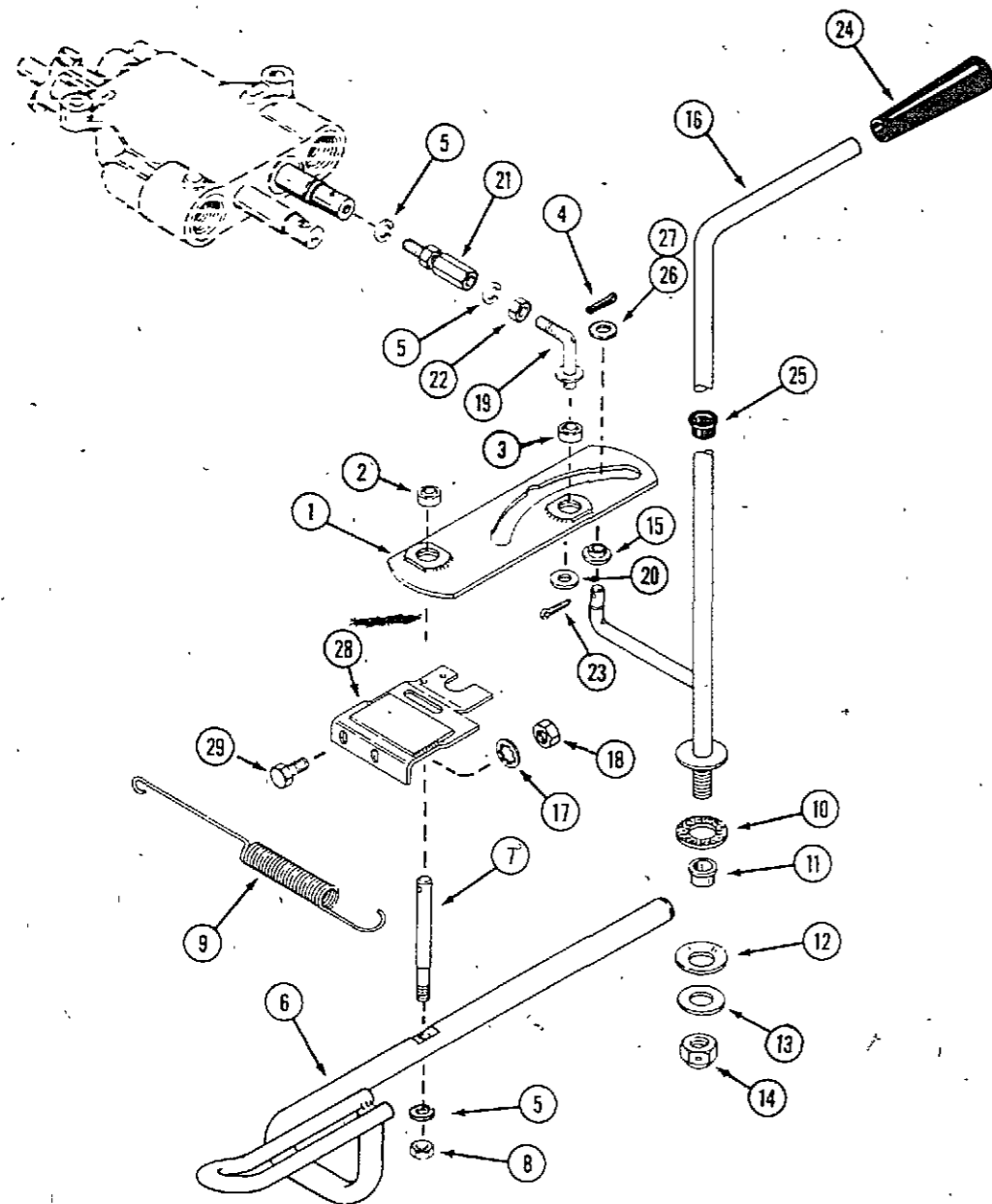
REF.	PART NO.	DESCRIPTION	REQ'D
1	C 26433	CYLINDER - lift arm	2
	C 26445	KIT - seal	1
2	NSS	SEAL - wiper	1
3	NSS	"O" RING AND SEAL - rod	1
4	NSS	"O" RING - body	1
5	NSS	SEAL - piston	2
6	NSS	"O" RING - piston	1

CYLINDER - BUCKET



1	C 26432	CYLINDER - bucket	1
	C 26444	KIT - seal	1
2	NSS	SEAL - wiper	1
3	NSS	"O" RING AND SEAL - rod	1
4	NSS	"O" RING - body	1
5	NSS	SEAL - piston	2
6	NSS	"O" RING - piston	1

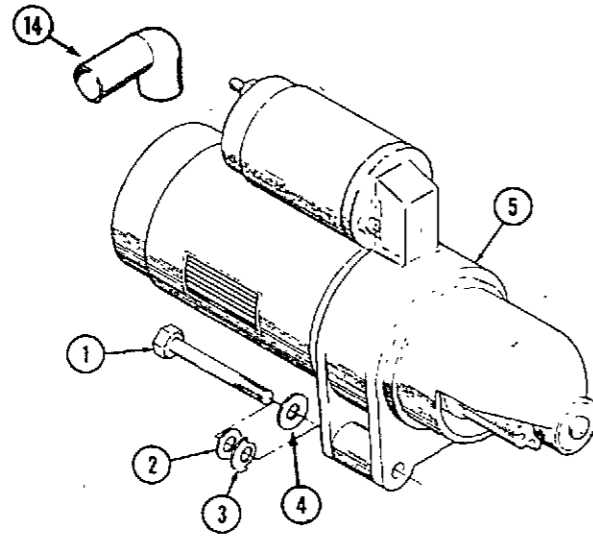
TRAVEL CONTROL LINKAGE



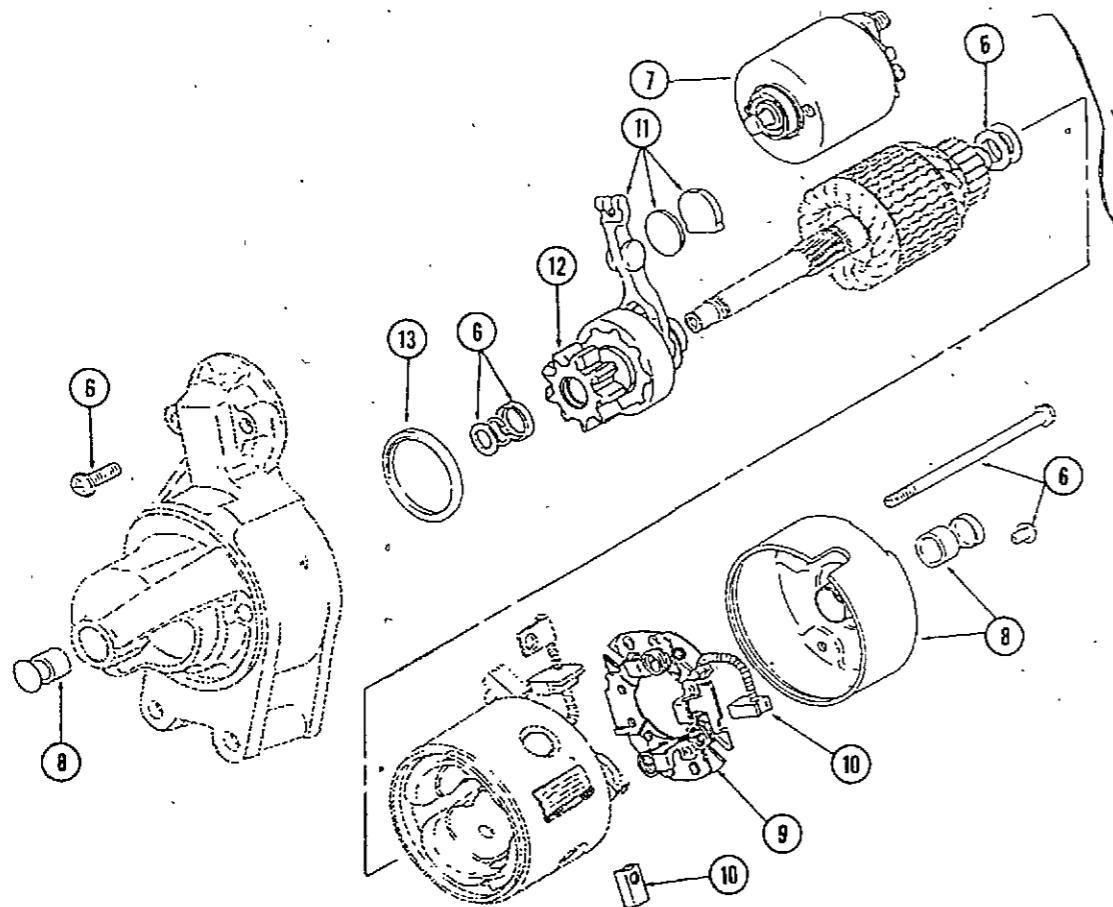
REF.	PART NO.	DESCRIPTION	REQ'D
1	C 29801	ARM - control	1
2	C 29764	BUSHING - ball	1
3	C 29800	BUSHING - ball	1
4	132- 334	PIN - cotter 1/8" x 3/4"	1
5	192- 20	LOCKWASHER - 5/16"	3
6	C 26680	PEDAL - travel control	1
7	C 26424	ROD - pedal control	1
8	129- 102	NUT - 5/16" NC hex	1
9	C 18277	SPRING - pedal return	1
10	C 17551	DISC - friction	1
11	C 26266	BUSHING - nylon	1
12	C 18391	WASHER - spring	1
13	195- 533	WASHER - 1/2"	3
14	131- 165	NUT - 1/2" NC hex lock	2
15	C 23514	FOLLOWER - cam	1
16	C 26168	LEVER - direction control	1
17	193- 29	LOCKWASHER - 5/16" (internal tooth)	2
18	129- 102	NUT - 5/16" - 18 N.C. hex	2
19	C 29803*	ROD - valve control	1
20	195- 521	WASHER - 5/16"	1
21	C 19025*	BALLJOINT	1
22	129- 122	NUT - 5/16" NF hex	1
23	132- 333	PIN - cotter 1/8" x 5/8"	1
24	C 29047	KNOB - control lever	1
25	353- 442	BUSHING - lever	1
26	C 19376	WASHER - spacer, 3/32"	UAR
27	C 19377	WASHER - spacer, 1/32"	UAR
28	C 33315	BRACKET - valve control	1
29	113- 102	BOLT - 5/16" x 3/4" N.C. hex	2

*Order both C29803 and C19025 if other than illustrated.

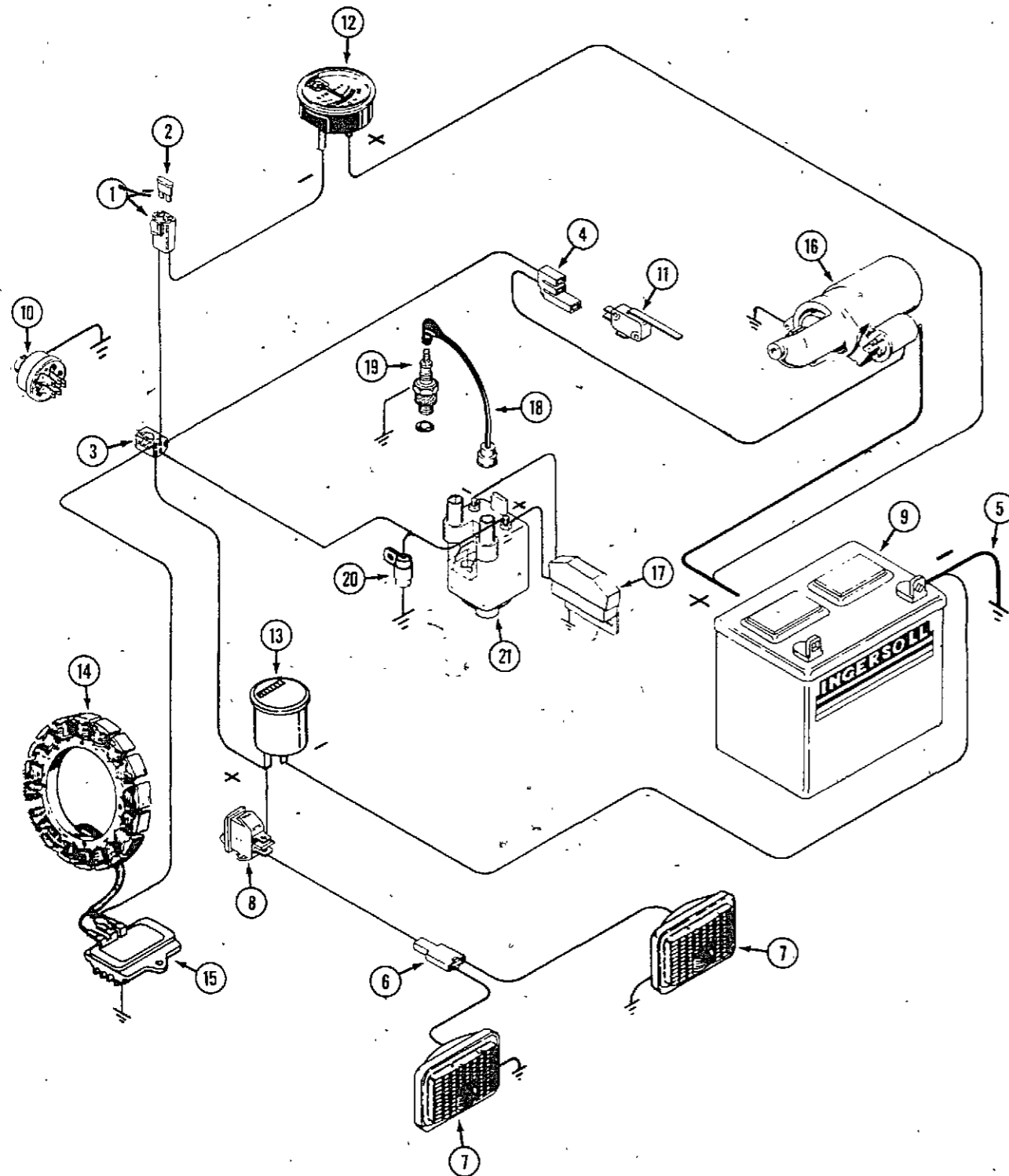
STARTER



REF.	PART NO.	DESCRIPTION	REQ'D
1	C 32448	BOLT - thru 5/16" - 18 x 3-1/2"	2
2	192- 20	LOCKWASHER - 5/16"	2
3	C 32449	WASHER - special (outside mounting bolt)	1
4	C 20248	WASHER - 5/16" (inside mounting bolt)	1
5	C 32312	STARTER ASSEMBLY	1
6	C 32313	KIT - hardware	1
7	C 32314	KIT - solenoid (includes plunger)	1
8	C 32315	KIT - bushing (includes rear cap)	1
9	C 32316	HOLDER - brush (includes negative brush)	1
10	C 32317	KIT - brush	1
11	C 32318	KIT - shift lever	1
12	C 32319	CLUTCH - starter (includes gear)	1
13	C 32320	SEAL - dust	1

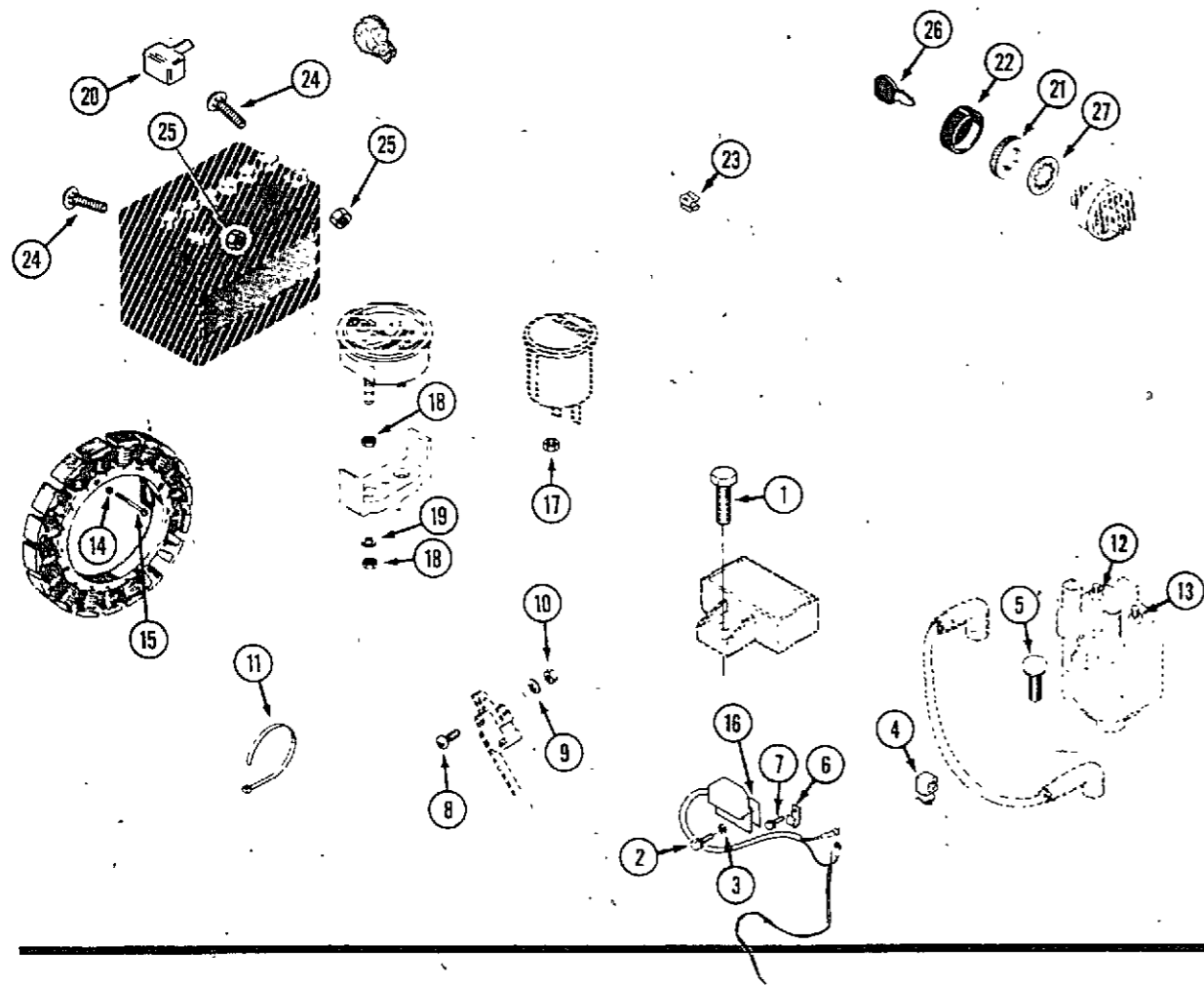


ELECTRICAL SYSTEM



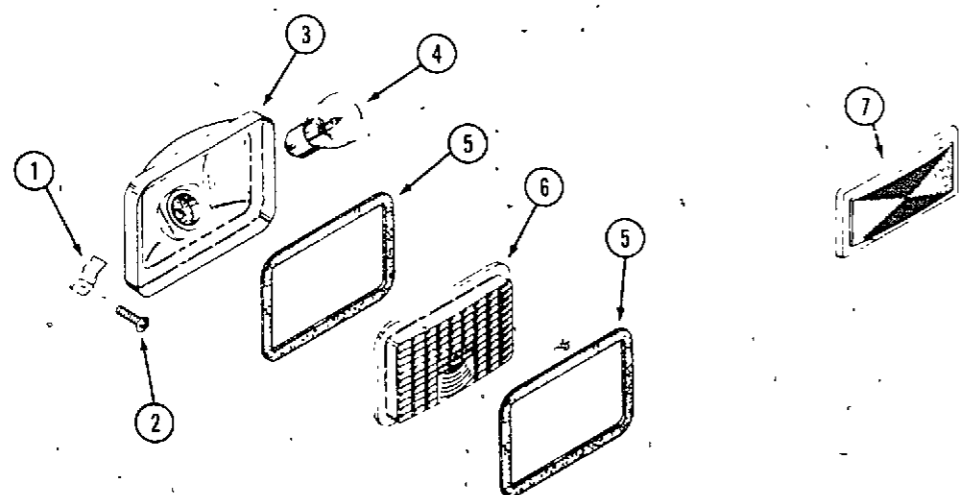
REF.	PART NO.	DESCRIPTION	REQ'D
	C 34746	HARNES - wire	1
1	C 31947	KIT - fuse holder	1
2	C 30260	FUSE - 30 amp	1
3	C 24460	CONNECTOR - ignition switch	1
4	C 30279	CONNECTOR - inter - lock switch	1
5	C 31943	CABLE - battery negative to ground	1
6	C 14537	CONNECTOR - headlight	1
7	C 32178	HEADLIGHT - 12 volt (repairs page 67)	2
8	C 29322	SWITCH - headlight	1
9	C 41010	BATTERY - 12 volt	1
10	C 30530	SWITCH - ignition (includes key and hardware)	1
	C 32407	KEY - ignition	2
11	C 30275	SWITCH - inter - lock	1
12	C 29413	AMMETER - 12 volt	1
13	C 42929	HOURMETER - 12 volt	1
14	C 24956	STATOR - charging	1
15	C 32461	RECTIFIER - 12 volt	1
16	C 32312	STARTER AND SOLENOID - see page 63 for repairs	1
17	C 32294	CONTROL - ignition	1
18	C 32298	CABLE - spark plug 9"	1
18	C 32299	CABLE - spark plug 18-1/2"	1
19	C 32454	SPARK PLUG - includes gasket	2
20	C 32307	CONDENSER	1
21	C 32296	COIL - ignition, 12 volt	1

ELECTRICAL SYSTEM HARDWARE

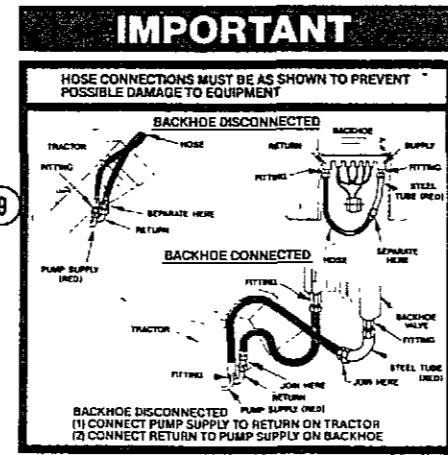



REF.	PART NO.	DESCRIPTION	REQ'D
1	121- 21	BOLT - 1/4" - 20 x 1/2" flange lock	1
2	182- 525	BOLT - #10 - 32 x 3/8"	2
3	C 32460	LOCKWASHER - #10 internal tooth	2
4	C 32453	CLIP - wire	1
5	C 32456	BOLT - 1/4" - 20 x 1"	2
6	C 32455	CLIP - wire	2
7	187- 1036	SCREW - 1/4" - 20 x 1"	1
8	182- 10	SCREW - #4 - 40 x 7/8"	2
9	192- 13	LOCKWASHER - #4	2
10	129- 13	NUT - #4 - 40	2
11	C 22947	TIE - wire	UAR
12	C 32301	NUT - M5 metric (negative terminal)	1
13	C 32300	NUT - M4 metric (positive terminal)	1
14	92- 3	LOCKWASHER - #10	3
15	C 32459	SCREW - #10 - 32 x 1" self lock	3
16	C 32295	INSULATOR - ignition module	1
17	131- 971	NUT - #8 - 32 flange lock	2
18	129- 27	NUT - #10 NF	4
19	192- 18	LOCKWASHER - #10	2
20	C 24069	COVER - battery positive terminal	1
21	C 32396	NUT - switch	1
21	NSS	NUT - switch, knurled, black (used C32396 and C32397)	1
22	C 32397	CAP - nut	1
23	C 19521	CLIP - wire	3
24	111- 132	BOLT - 5/16" - 18 x 3/4" carriage	2
25	129- 102	NUT - 5/16" - 18	2
26	C 32407	KEY - ignition	1
27	C 23012	LOCKWASHER	1
	C 28962	CLIP - safety switch wires (not shown)	1

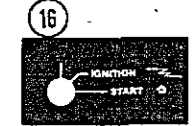
HEADLIGHT ASSEMBLY AND REAR REFLECTOR



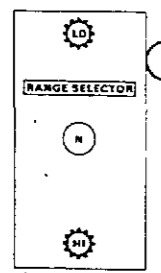
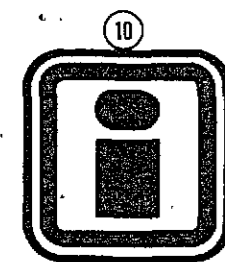
1	131- 629	RETAINER - headlight	4
2	187- 1334	SCREW - No. 8 x 1/2"	4
	C 32178	HEADLIGHT ASSEMBLY	2
3	NSS	RECEPTACLE - headlight (order C32178)	1
4	C 28932	BULB - headlight	1
5	C 14304	GASKET - headlight	2
6	C 22573	LENS - headlight	1
7	C 30942	REFLECTOR - red, rear fender	2



IMPORTANT
DO NOT OPERATE BACKHOE CIRCUITS CONCURRENT WITH THE LOADER BUCKET CIRCUITS. FAILURE TO OBSERVE THIS PROCEDURE COULD RESULT IN DAMAGE TO THE BACKHOE HYDRAULIC SYSTEM AND/OR HYDRAULIC PUMP.

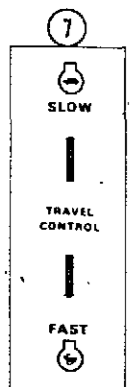


F
F
U
E
L



6018

INGERSOLL



CAUTION
KEEP ALL SHIELDS IN PLACE. BEFORE LEAVING OPERATOR'S POSITION: SHIFT TRANSMISSION TO NEUTRAL, SET PARKING BRAKE, DISENGAGE ATTACHMENT CLUTCH, SHUT OFF ENGINE, REMOVE IGNITION KEY. WAIT FOR ALL MOVEMENT TO STOP BEFORE SERVICING MACHINE. KEEP PEOPLE AND PETS A SAFE DISTANCE AWAY FROM MACHINE.



FRONT AXLE PIVOT LUBRICATION FITTING

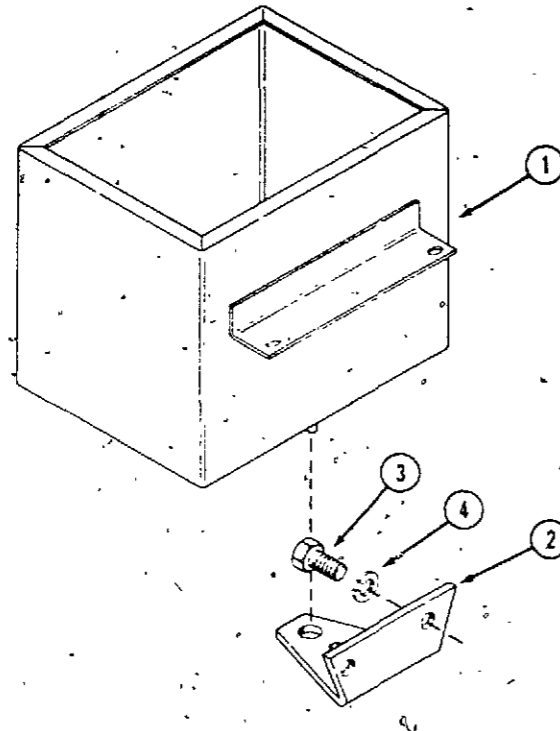
FUSE 30 AMP

DECALS

REF.	PART NO.	DESCRIPTION	REQ'D
1	C 34747	DECAL - instrument panel	1
2	C 31991	DECAL - "6018" (shown)	2
2	C 33056	DECAL - "6018B"	2
3	321-6659	DECAL - "Caution"	1
4	C 14539	DECAL - oil, hydraulic reservoir	1
5	C 29031	DECAL - gasoline	1
6	C 32373	DECAL - "Important" operation (6018BH)	1
7	C 34775	DECAL - travel control	1
8	C 34776	DECAL - range selector	1
9	C 32167*	DECAL - "Important", hose routing (6018BH) shown	2
9	C 33055	DECAL - "Important", hose routing (6018B)	1
9	C 34748**	DECAL - "Important" hose routing (6018BH)	1
9	C 42605***	DECAL - "Important" hose routing (6018BH)	1
10	C 30539	MEDALLION - "INGERSOLL"	1
11	C 34769	DECAL - "INGERSOLL" loader arms and backhoe	2
12	C 29696	DECAL - "INGERSOLL" seat back	1
13	C 34777	DECAL - fuel	1
14	C 34772	DECAL - stripe (red and black) 6018BH	4
14	C 34773	DECAL - stripe (silver and black) 6018	2
15	C 34184	DECAL - flag	1
16	C 34749	DECAL - ignition switch	1
17	C 34750	DECAL - fuse	1
18	C 32093	DECAL - "Ingersoll" seat back	1
19	C 34170	DECAL - grease	1

*Use before PIN 14153035
**Use PIN 14153035 to 14173863
***Use PIN 14173863 and after

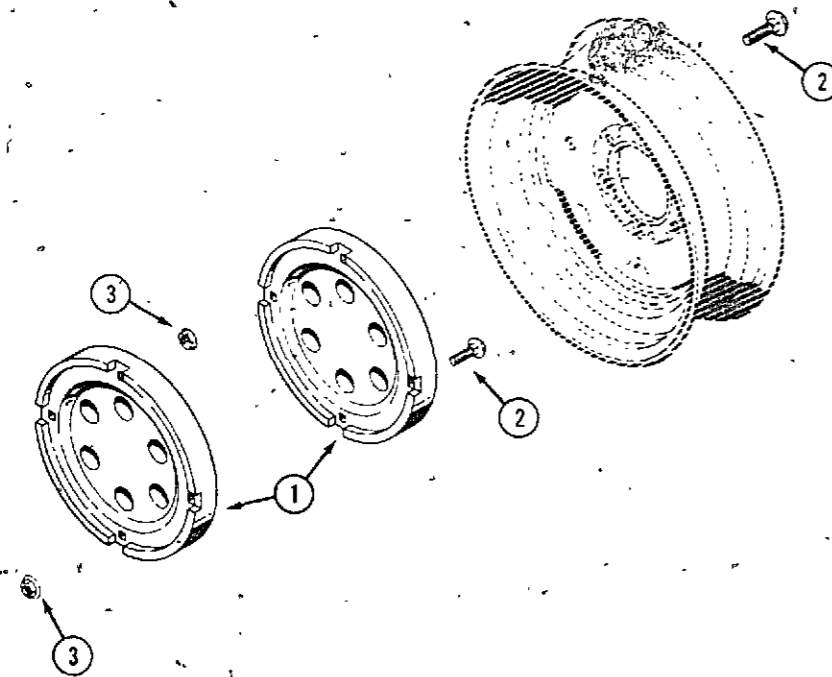
WEIGHT BOX AND DRAW BAR (6018)



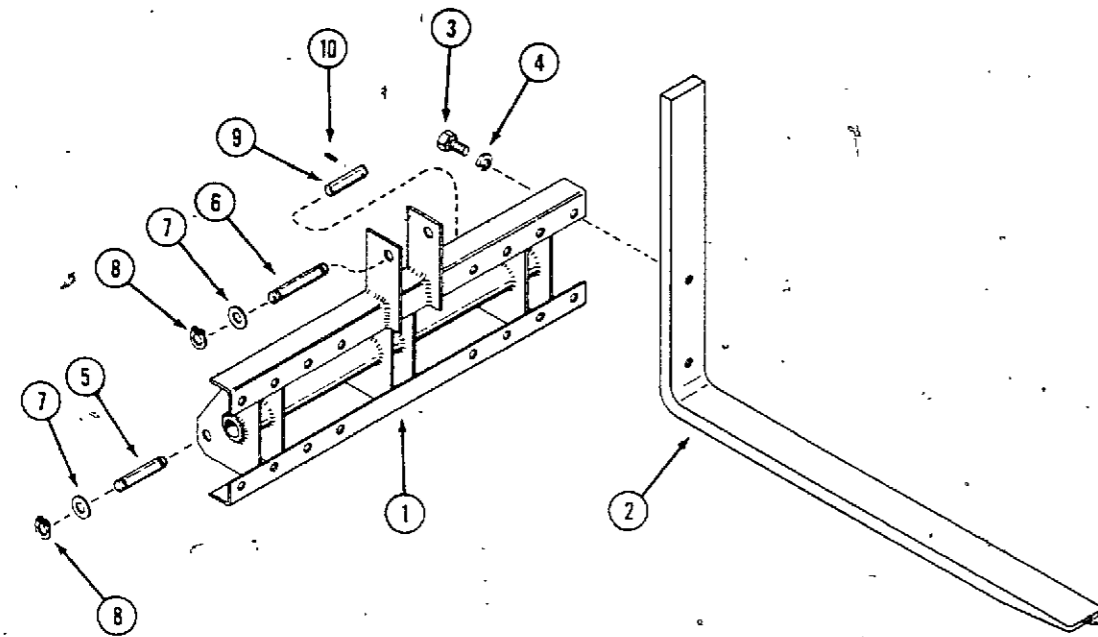
REF.	PART NO.	DESCRIPTION	REQ'D
1	C 17641	WEIGHT BOX	1
2	C 13360	DRAWBAR	1
3	113- 424	BOLT - 1/2" x 1" NC hex	2
4	192- 23	LOCKWASHER - 1/2"	2

WW60 WHEEL WEIGHTS

1	NSS	WEIGHT - wheel (Order as machinery item)	4
2	111- 531	BOLT - 1/2" x 2-3/4" NC round head, square neck ZP	4
3	131- 930	NUT - 1/2" NC hex flange lock	8



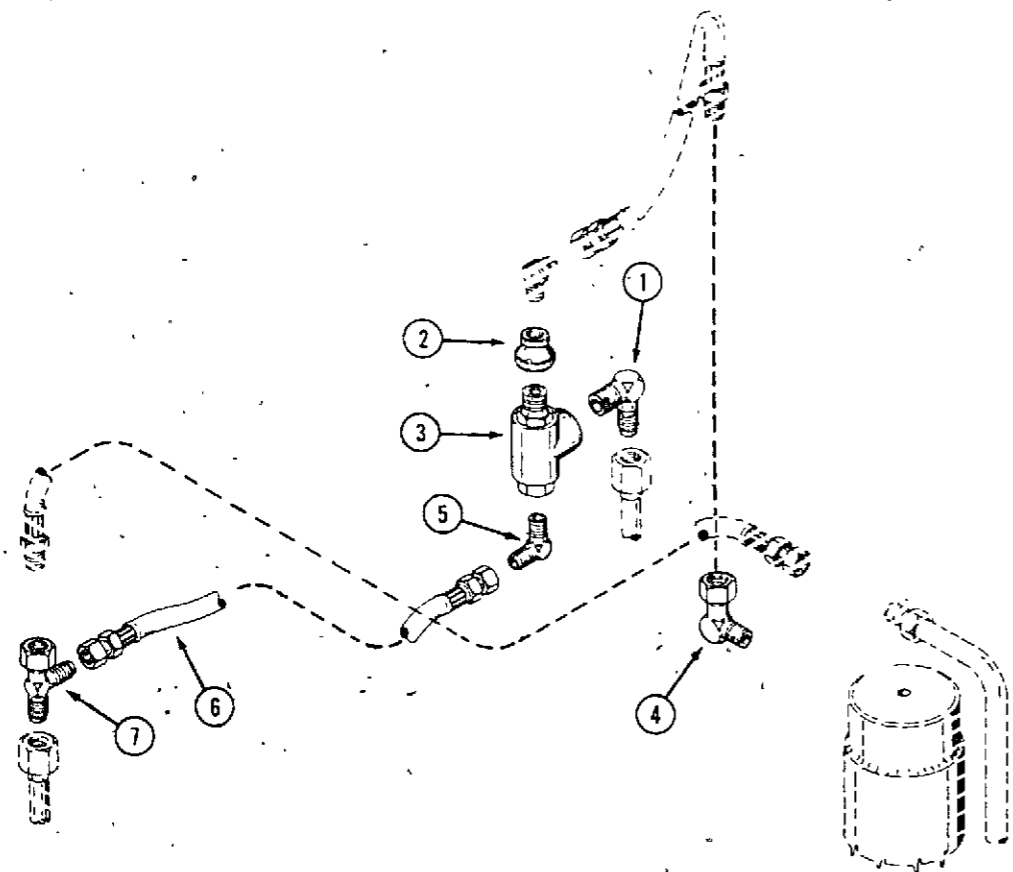
LL20 FORK LIFT



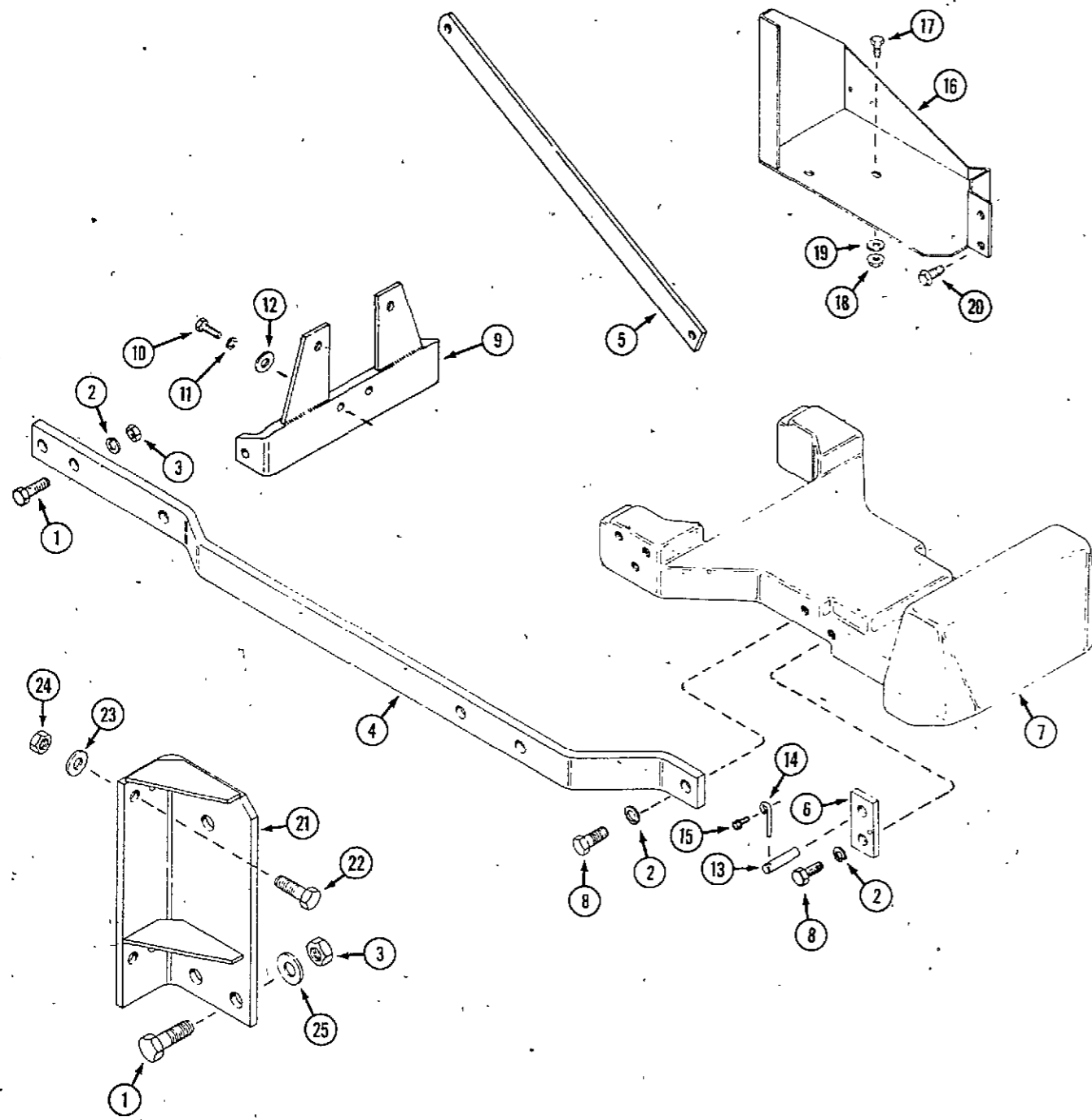
REF.	PART NO.	DESCRIPTION	REQ'D
1	C 18637	FRAME ASSEMBLY - fork lift	1
2	C 18641	TINE - fork lift	2
3	113- 606	BOLT - 5/8" x 1-1/4" NC hex	4
4	192- 25	LOCKWASHER - 5/8"	4
5	C 17334	PIN - loader, 3-5/16"	2
6	C 17336	PIN - loader, 4-3/4"	1
7	195- 545	WASHER - 3/4" plain ZP	6
8	C 28232	RING - retaining	6
9	C 21963	PIN - cylinder lift	1
10	138-2005	PIN - spirol 1/4" x 1"	1

LL20 FORK LIFT CHECK VALVE HYDRAULIC COMPONENTS
(LL21 VALVE KIT)

1	218- 1054	FITTING - elbow 90°3/8" NPT x 9/16" - 18 JIC	1
2	221- 1348	CONNECTOR - reduction 1/4" x 1/2" NPT	1
3	C 28274	VALVE - check	1
4	218- 993	ADAPTER - swivel 90°	1
5	218- 483	FITTING - elbow 90°1/4" NPT x 9/16" - 18 JIC	1
6	C 25168	HOSE - hydraulic	1
7	218- 5222	FITTING - tee 9/16" - 18	1

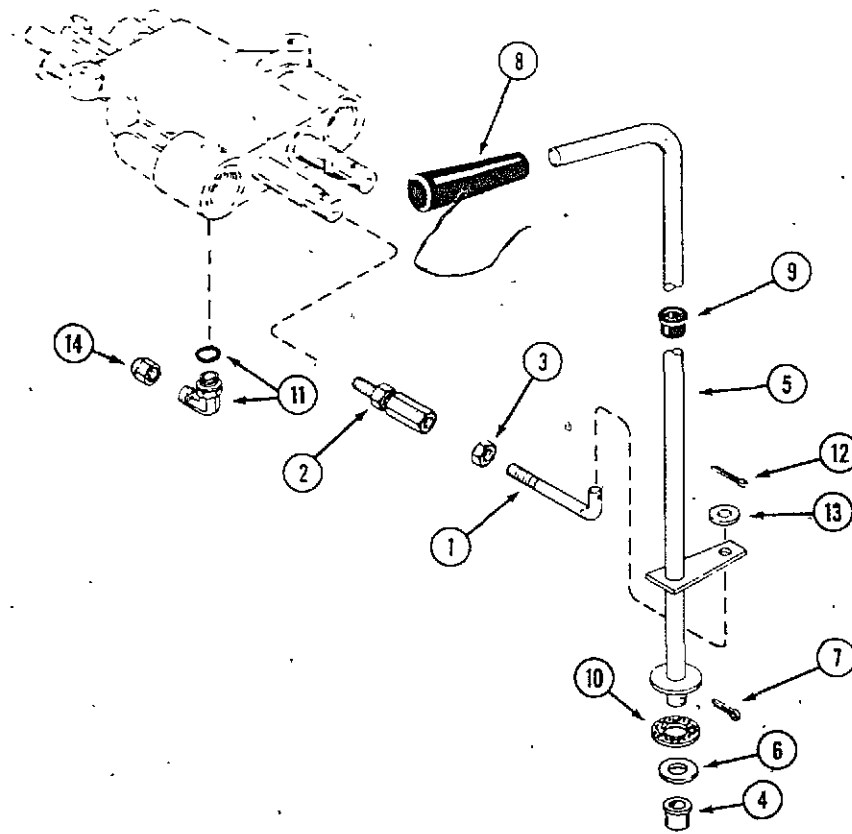


BACKHOE MOUNTING COMPONENTS (6018B, 6018BH)



REF.	PART NO.	DESCRIPTION	REQ'D
1	113- 705	BOLT - 3/4" - 10 x 2-1/2"	10
2	192- 27	LOCKWASHER - 3/4"	20
3	C 33269	NUT - 3/4" - 10 flange	10
4	C 32077	ARM - lower R.H. (shown) (6018BH)	1
4	C 33164	ARM - lower L.H. (6018BH)	1
4	C 33060	ARM - lower R.H. (6018B)	1
4	C 33163	ARM - lower L.H. (6018B)	1
5	C 33062	ARM - upper (6018B)	2
5	C 32079	ARM - upper (6018BH) (shown)	2
6	C 32508	STRAP - weight mounting	2
7	C 32080	WEIGHT - counter	1
8	113- 713	BOLT - 3/4" - 10 x 1-3/4"	10
9	C 32081	PLATE - rear	1
10	C 33270	BOLT - 1/2" - 13 x 1-1/2" flange	4
11	192- 213	LOCKWASHER - 1/2"	4
12	195- 541	WASHER - 1/2"	2
13	C 21963	PIN - mounting	2
14	C 25965	PIN - retaining	2
15	187- 1046	SCREW - 3/8" - 16 x 5/8" self tap	2
16	C 33068	FOOTREST - R.H. (6018B)	1
16	C 33069	FOOTREST - L.H. shown (6018B)	1
17	113- 4	BOLT - 1/4" - 20 x 1"	4
18	131- 934	NUT - 1/4" - 20 flange lock	4
19	195- 518	WASHER - 1/4"	4
20	121- 106	BOLT - 5/16" - 18 x 1/2" flange lock	4
21	C 33066	BRACKET - mounting L.H. (6018B)	1
21	C 33067	BRACKET - mounting R.H. (shown) (6018B)	1
22	113- 604	BOLT - 5/8" - 11 x 2"	8
23	C 19312	WASHER - 5/8"	8
24	129- 107	NUT - 5/8" - 11	8
25	C 11906	WASHER - 3/4"	6

HYDRAULIC LIFT CONTROL (6018)

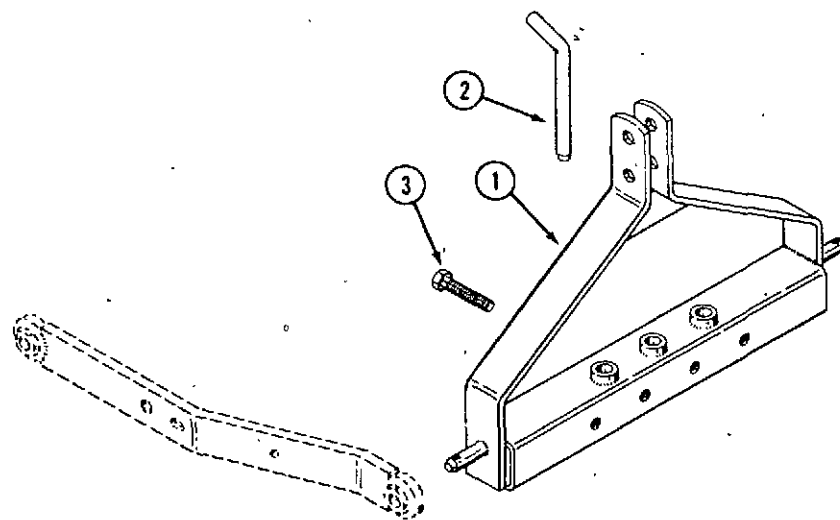


REF.	PART NO.	DESCRIPTION	REQ'D
1	C 19384*	ROD - lift control	1
2	C 19025*	BALLJOINT	1
3	129- 122	NUT - 5/16" NF hex	1
4	C 26266	BUSHING - nylon	1
5	C 26419	LEVER - lift control	1
6	195- 533	WASHER - 5/8"	1
7	132- 310	PIN - cotter 1/8" x 1"	1
8	C 29045	KNOB - lift lever	1
9	353- 442	BUSHING - lever	1
10	C 17551	DISC - friction	1
11	218-5104	FITTING - 90° (includes 218-5004 "O" ring) (early production) shown	2
11	218-5056	FITTING - 5/16" tube x 1/2" - 20 (current production) (not shown)	1
12	132- 320	PIN - cotter 3/32" x 3/4"	1
13	195- 518	WASHER - 1/4"	1
14	218- 753	CAP - 37° (tractors without 3 point hitch)	2
	218-5154	PLUG - 1/2" - 20 "O" ring (6018B, 6018BH)	2

*Order both C19384 rod and C19025 balljoint if other than illustrated

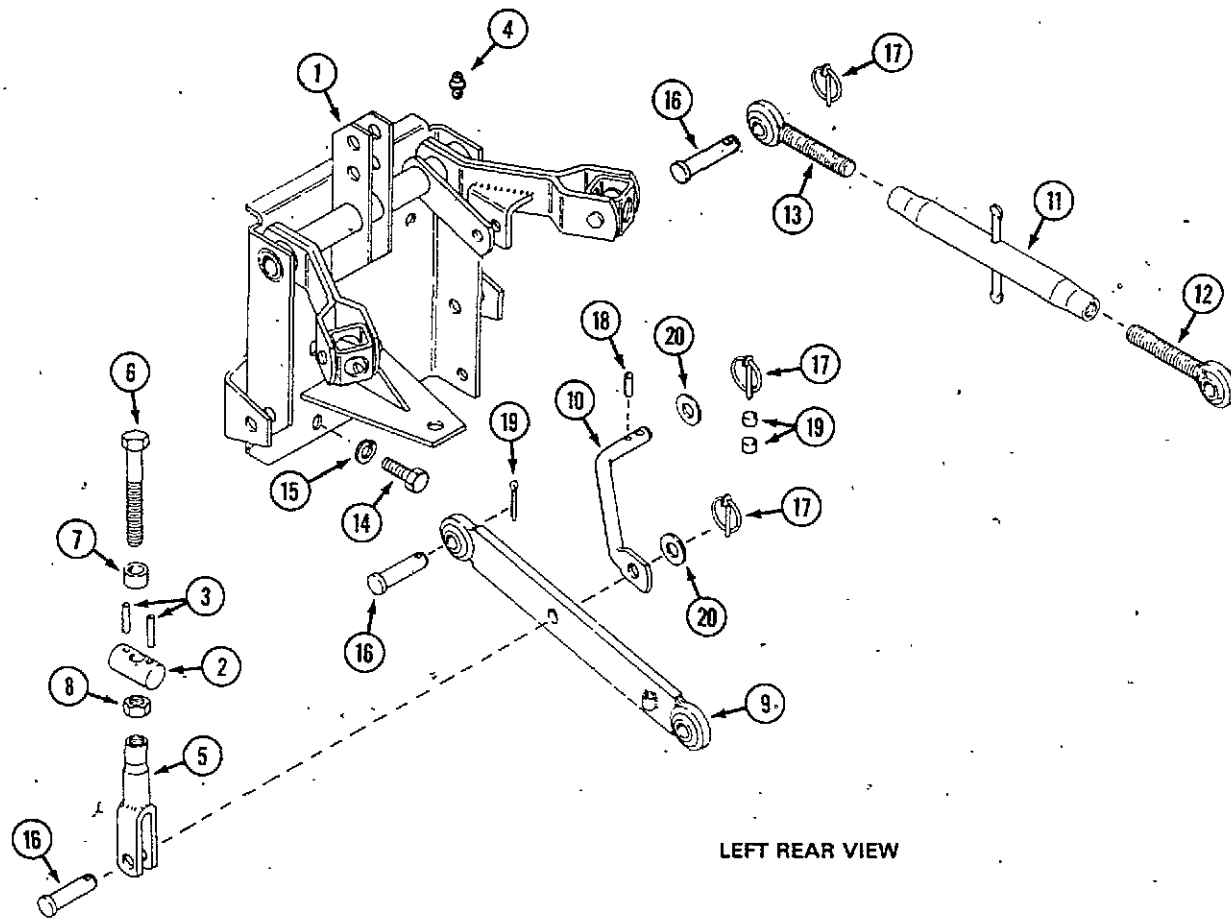
MODEL F27 HITCH ADAPTER

1	NSS	BRACKET - hitch adapter (order as machinery item)	1
2	C 14568	PIN - drawbar	1
3	22- 844	BOLT - 1/2" x 2-3/4" NC hex	2
4	129- 105	NUT - 1/2" - 13	2



THREE POINT HITCH

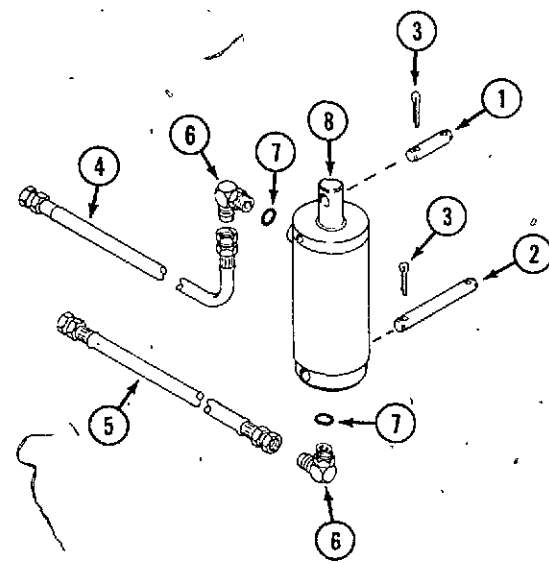
REF.	PART NO.	DESCRIPTION	REQ'D
1	C 32215	PLATE - hitch	1
2	C 32230	SWIVEL - lift link	2
3	C 32231	PIN - spirol 3/16" x 1-1/2"	4
4	219- 403	FITTING - grease	2
5	C 32428	LINK - adjusting	2
6	C 32235	BOLT - 5/8" - 11 x 5"	2
7	C 32239	SPACER - bolt	2
8	129- 107	NUT - 5/8" - 11	2
9	C 32240	ARM - lift	2
10	C 32242	ARM - stabilizer	1
11	C 32249	TUBE - upper link	1
12	C 32426	BALLJOINT - R.H.	1
13	C 32427	BALLJOINT - L.H.	1
14	113- 417	BOLT - 1/2" - 13 x 1-1/4"	2
15	192- 23	LOCKWASHER - 1/2"	2
16	C 14717	PIN - clevis 5/8" x 2-1/2"	6
17	C 28222	PIN - klick	9
18	138- 2073	PIN - spirol 3/16" x 1-1/4"	1
19	C 14768	SPACER - klick pin	2
20	195- 541	WASHER - 5/8"	2



LEFT REAR VIEW

THREE POINT HITCH CYLINDER

1	C 29693	PIN - cylinder rod 1/2" x 1-3/4"	1
2	C 32254	PIN - cylinder foot 1/2" x 4-5/8"	1
3	132- 310	PIN - cotter 1/8" x 1"	4
4	C 32247	HOSE - hydraulic 1/4" x 33" (cylinder to forward valve port)	1
5	C 32246	HOSE - hydraulic 1/4" x 24 (cylinder to rear valve port)	1
6	218- 5104	FITTING - 90° elbow 5/16" tube x 1/2" - 20	2
7	218- 5004	"O" RING	1
8	C 32245	CYLINDER - lift	1
	C 34533	KIT - seal	1



LEFT REAR VIEW

NUMERICAL INDEX

PART NO.	PAGE NO.	REF. NO.	PART NO.	PAGE NO.	REF. NO.
C10678	15	24	C17438	53	18
C11529	15	5	C17439	53	17
C11906	75	25	C17440	53	14
C12552	35	26	C17441	53	15
C12713	35	2	C17443	53	21
C12718	35	36	C17444	51	12
C12725	35	21	C17444	53	20
C12824	33	18	C17488	27	1
C12975	33	23	C17491	27	17
C13106	29	14	C17541	31	7
C13106	33	19	C17551	61	10
C13106	45	5	C17551	77	10
C13196	35	17	C17596	53	3
C13200	53	9	C17641	71	1
C13200	53	16	C17653	25	17
C13241	35	5	C17684	29	9
C13266	35	7	C17714	33	20
C13360	71	2	C17987	33	7
C13385	27	40	C18029	31	2
C13385	33	6	C18097	35	4
C13526	31	16	C18105	31	6
C14168	35	23	C18145	33	15
C14187	31	15	C18179	45	1
C14222	35	39	C18179	53	1
C14223	35	37	C18193	25	34
C14304	67	5	C18249	33	4
C14399	11	34	C18277	61	9
C14537	65	6	C18278	31	10
C14539	69	4	C18285	47	2
C14568	77	2	C18300	29	12
C14644	35	24	C18305	31	17
C14690	15	8	C18306	31	19
C14717	79	16	C18382	55	6
C14728	27	15	C18391	61	12
C14768	79	19	C18637	73	1
C14827	55	4	C18641	73	2
C14828	55	7	C18846	53	
C14829	55	8	C18847	51	27
C14830	55	9	C18847	53	12
C14831	55	10	C18851	53	
C14836	55	15	C19025	61	21
C14837	55	5	C19025	77	2
C14838	55	16	C19040	55	2
C14906	11	33	C19041	55	14
C15389	41	5	C19212	55	17
C15389	47	3	C19312	75	23
C15410	27	9	C19376	61	26
C15732	49	28	C19377	61	27
C16128	43	14	C19384	77	1
C16239	25	8	C19473	11	32
C16429	27	7	C19521	67	23
C16516	55	1	C20218	5	19
C16714	53	2	C20219	5	20
C16945	43	5	C20223	5	8
C17066	27	20	C20226	5	24
C17216	27	19	C20229	5	15
C17296	29	1	C20233	5	16
C17311	33	1	C20241	5	3
C17322	33	2	C20243	7	23
C17334	33	10	C20244	7	21
C17334	73	5	C20245	7	22
C17335	33	11	C20247	9	42
C17336	33	12	C20248	9	40
C17336	73	6	C20248	63	4
C17337	33	6	C20250	7	24
C17433	51	17	C20251	7	26
C17435	51	16	C20256	7	4
C17438	51	10	C20267	7	6

PART NO.	PAGE NO.	REF. NO.	PART NO.	PAGE NO.	REF. NO.
C20268	7	7	C20268	7	7
C20269	7	8	C20269	7	8
C20270	7	9	C20270	7	9
C20271	7	10	C20271	7	10
C20272	7	11	C20272	7	11
C20276	7	27	C20276	7	27
C20277	7	27	C20277	7	27
C20287	7	14	C20287	7	14
C20288	7	14	C20288	7	14
C20289	7	14	C20289	7	14
C20290	7	14	C20290	7	14
C20291	7	14	C20291	7	14
C20295	7	15	C20295	7	15
C20296	7	15	C20296	7	15
C20297	7	15	C20297	7	15
C20298	7	15	C20298	7	15
C20299	7	15	C20299	7	15
C20303	5	27	C20303	5	27
C20305	13	2	C20305	13	2
C20307	13	4	C20307	13	4
C20309	13	6	C20309	13	6
C20310	13	7	C20310	13	7
C20312	13	9	C20312	13	9
C20313	13	10	C20313	13	10
C20320	11	29	C20320	11	29
C20322	11	30	C20322	11	30
C20325	11	24	C20325	11	24
C20331	11	17	C20331	11	17
C20331	13	12	C20331	13	12
C20345	13	17	C20345	13	17
C20360	15	13	C20360	15	13
C20371	21	16	C20371	21	16
C20375	21	20	C20375	21	20
C20376	21	11	C20376	21	11
C20411	15	21	C20411	15	21
C20412	13	13	C20412	13	13
C20471	7	27	C20471	7	27
C20490	9	47	C20490	9	47
C20493	9	48	C20493	9	48
C20504	9	46	C20504	9	46
C20546	9	50	C20546	9	50
C20565	11	16	C20565	11	16
C20574	11	28	C20574	11	28
C21506	51	33	C21506	51	33
C21507	51	29	C21507	51	29
C21511	51		C21511	51	
C21518	27	35	C21518	27	35
C21540	25	21	C21540	25	21
C21652	23	6	C21652	23	6
C21963	33	8	C21963	33	8
C21963	73	9	C21963	73	9
C21963	75	13	C21963	75	13
C22261	5	14	C22261	5	14
C22262	5	21	C22262	5	21
C22265	9	49	C22265	9	49
C22278	25	28	C22278	25	28
C22369	19	9	C22369	19	9
C22424	17	4	C22424	17	4
C22573	67	6	C22573	67	6
C22581	17	3	C22581	17	3
C22618	7	5	C22618	7	5
C22619	7	5	C22619	7	5
C22620	7	5	C22620	7	5
C22621	7	5	C22621	7	5
C22622	7	5	C22622	7	5
C22632	13	3	C22632	13	3
C22637	35	12	C22637	35	12
C22638	35	11	C22638	35	11

PART NO.	PAGE NO.	REF. NO.	PART NO.	PAGE NO.	REF. NO.
C22829	47	9	C22829	47	9
C22947	39	43	C22947	39	43
C22947	67	11	C22947	67	11
C22949	23	1	C22949	23	1
C23012	67	27	C23012	67	27
C23320	7	20	C23320	7	20
C23321	11	13	C23321	11	13
C23514	61	15	C23514	61	15
C23527	15	7	C23527	15	7
C24069	67	20	C24069	67	20
C24137	27	38	C24137	27	38
C24325	5	9	C24325	5	9
C24326	5	10	C24326	5	10
C24445	53	1	C24445	53	1
C24460	65	3	C24460	65	3
C24689	15	11	C24689	15	11
C24803	35	4	C24803	35	4
C24803	35	35	C24803	35	35
C24804	35	3	C24804	35	3
C24843	35		C24843	35	
C24931	5	1	C24931	5	1
C24932	5	1	C24932	5	1
C24933	5	1	C24933	5	1
C24934	5	1	C24934	5	1
C24935	5	1	C24935	5	1
C24936	5	1	C24936	5	1
C24938	5	4	C24938	5	4
C24939	5	4	C24939	5	4
C24940	5	4	C24940	5	4
C24941	5	4	C24941	5	4
C24942	5	4	C24942	5	4
C24946	7	12	C24946	7	12
C24948	7	25	C24948	7	25
C24956	65	14	C24956	65	14
C24994	43	3	C24994	43	3
C24995	43	1	C24995	43	1
C25007	43	4	C25007	43	4
C25008	43	5	C25008	43	5
C25048	55	3	C25048	55	3
C25153	45	21	C25153	45	21
C25155	45	24	C25155	45	24
C25156	45	25	C25156	45	25
C25158	45	20	C25158	45	20
C25160	45	19	C25160	45	19
C25161	45	8	C25161	45	8
C25162	45	7	C25162	45	7
C25164	45	13	C25164	45	13
C25165	45	15	C25165	45	15
C25167	45	16	C25167	45	16
C25168	73	6	C25168	73	6
C25245	37	28	C25245	37	28
C25383	5	5	C25383	5	5
C25386	5	5	C25386	5	5
C25389	11	19	C25389	11	19
C25774	5	6	C25774	5	6
C25775	5	7	C25775	5	7
C25942	29	15	C25942	29	15
C25943	29	17	C25943	29	17
C25965	75	14	C25965	75	14
C26032	45	17	C26032	45	17
C26092	27	23	C26092	27	23
C26168	61	16	C26168	61	16
C26191	11	22	C26191	11	22
C26202	15	11	C26202	15	11
C26207	23	3	C26207	23	3
C26245	35	3	C26245	35	3
C26249	35	43	C26249	35	43
C26250	35	42	C26250	35	42

NUMERICAL INDEX

PART NO.	PAGE NO.	REF. NO.	PART NO.	PAGE NO.	REF. NO.
C26266	61	11	C26266	61	11
C26266	77	4	C26266	77	4
C26322	35		C26322	35	
C26342	27	43	C26342	27	43
C26342	35	15	C26342	35	15
C26419	77	5	C26419	77	5
C26424	61	7	C26424	61	7
C26431	51	24	C26431	51	24
C26431	53	8	C26431	53	8
C26432	45	3	C26432	45	3
C26432	59	1	C26432	59	1
C26433	45	2	C26433	45	2
C26433	59	1	C26433	59	1
C26435	45	22	C26435	45	22
C26439	45	11	C26439	45	11
C26443	43		C26443	43	
C26444	59		C26444	59	
C26445	59		C26445	59	
C26521	15	1	C26521	15	1
C26663	51	35	C26663	51	35
C26664	51	31	C26664	51	31
C26665	51	36	C26665	51	36
C26666	51	32	C26666	51	32
C26667	51	25	C26667	51	25
C26668	51	9	C26668	51	9
C26680					

NUMERICAL INDEX

PART NO.	PAGE NO.	REF. NO.	PART NO.	PAGE NO.	REF. NO.
C29977	7	13	C32070	27	31
C29978	7	13	C32076	19	3
C29979	9	36	C32077	75	4
C29981	9	45	C32079	75	5
C29982	9	45	C32080	75	7
C29984	11	9	C32081	75	9
C29985	13	14	C32085	23	1
C29988	15	14	C32086	23	2
C29989	13	16	C32089	15	4
C30030	35	25	C32093	69	18
C30031	35	34	C32107	37	6
C30033	17	16	C32107	39	6
C30066	27	8	C32108	37	9
C30067	27	8	C32109	37	10
C30073	19	2	C32110	37	11
C30074	19	4	C32111	37	12
C30152	37	15	C32112	47	1
C30152	49		C32114	37	20
C30163	29	5	C32114	39	20
C30260	65	2	C32115	37	21
C30275	65	11	C32115	39	21
C30279	65	4	C32116	37	22
C30281	57		C32117	37	23
C30530	65	10	C32118	43	12
C30539	69	10	C32118	51	1
C30942	67	7	C32121	45	18
C31004	27	6	C32123	25	30
C31309	55	2	C32124	25	22
C31310	55	3	C32125	43	12
C31311	55	4	C32126	43	2
C31313	55	5	C32127	23	9
C31314	55	6	C32131	23	6
C31316	55	7	C32148	37	19
C31317	55	8	C32148	39	19
C31318	55	9	C32150	47	11
C31319	55	10	C32154	47	29
C31320	55	11	C32155	47	28
C31321	55	12	C32156	47	27
C31322	55	13	C32161	27	44
C31323	55		C32167	69	9
C31327	55	1	C32170	37	1
C31431	37	13	C32170	39	1
C31431	39	13	C32170	49	14
C31432	37	8	C32171	37	14
C31432	39	8	C32171	39	14
C31943	65	5	C32172	49	7
C31947	65	1	C32176	25	14
C31978	15	10	C32178	65	7
C31991	69	2	C32178	67	
C32017	25	1	C32179	37	37
C32018	25	1	C32179	39	37
C32027	43	13	C32179	47	10
C32029	29	13	C32193	25	2
C32032	29	1	C32195	25	2
C32035	25	13	C32213	37	40
C32040	25	24	C32213	39	42
C32044	25	19	C32215	79	1
C32045	25	7	C32230	79	2
C32047	37	31	C32231	79	3
C32047	39	31	C32235	79	6
C32050	27	16	C32239	79	7
C32053	27	16	C32240	79	9
C32060	27	42	C32242	79	10
C32064	27	41	C32245	79	8
C32065	27	39	C32246	79	5
C32066	27	33	C32247	79	4
C32067	27	36	C32249	79	11
C32069	27	2	C32254	79	2

PART NO.	PAGE NO.	REF. NO.	PART NO.	PAGE NO.	REF. NO.
C32255	49	10	C32255	49	10
C32262	41	1	C32262	41	1
C32263	41	2	C32263	41	2
C32272	7	28	C32272	7	28
C32273	7	29	C32273	7	29
C32274	7	16	C32274	7	16
C32275	7	16	C32275	7	16
C32276	7	32	C32276	7	32
C32277	7	32	C32277	7	32
C32278	9	33	C32278	9	33
C32279	9	37	C32279	9	37
C32280	9	37	C32280	9	37
C32281	9	38	C32281	9	38
C32282	9	44	C32282	9	44
C32286	5	23	C32286	5	23
C32287	5	29	C32287	5	29
C32288	5	30	C32288	5	30
C32289	11	8	C32289	11	8
C32290	11	1	C32290	11	1
C32291	11	3	C32291	11	3
C32292	11	4	C32292	11	4
C32293	11	5	C32293	11	5
C32294	65	17	C32294	65	17
C32295	67	16	C32295	67	16
C32296	65	21	C32296	65	21
C32297	13	19	C32297	13	19
C32298	65	18	C32298	65	18
C32299	65	18	C32299	65	18
C32300	67	13	C32300	67	13
C32301	67	12	C32301	67	12
C32302	17	2	C32302	17	2
C32303	17	6	C32303	17	6
C32304	17	11	C32304	17	11
C32305	17	14	C32305	17	14
C32306	17	17	C32306	17	17
C32307	65	20	C32307	65	20
C32308	21	1	C32308	21	1
C32309	21	3	C32309	21	3
C32310	21	4	C32310	21	4
C32311	21	17	C32311	21	17
C32312	63	5	C32312	63	5
C32312	65	16	C32312	65	16
C32313	63	6	C32313	63	6
C32314	63	7	C32314	63	7
C32315	63	8	C32315	63	8
C32316	63	9	C32316	63	9
C32317	63	10	C32317	63	10
C32318	63	11	C32318	63	11
C32319	63	12	C32319	63	12
C32320	63	13	C32320	63	13
C32373	69	6	C32373	69	6
C32376	15	23	C32376	15	23
C32396	67	21	C32396	67	21
C32397	67	22	C32397	67	22
C32399	43	11	C32399	43	11
C32401	43	3	C32401	43	3
C32407	65		C32407	65	
C32407	67	26	C32407	67	26
C32408	27	29	C32408	27	29
C32417	27	12	C32417	27	12
C32418	27	12	C32418	27	12
C32426	79	12	C32426	79	12
C32427	79	13	C32427	79	13
C32428	79	5	C32428	79	5
C32434	49	11	C32434	49	11
C32436	37	29	C32436	37	29
C32440	9	41	C32440	9	41

NUMERICAL INDEX

PART NO.	PAGE NO.	REF. NO.	PART NO.	PAGE NO.	REF. NO.
C32446	21	7	C32446	21	7
C32447	21	9	C32447	21	9
C32448	63	1	C32448	63	1
C32449	63	3	C32449	63	3
C32450	15	6	C32450	15	6
C32451	17	19	C32451	17	19
C32452	13	18	C32452	13	18
C32453	67	4	C32453	67	4
C32454	65	19	C32454	65	19
C32455	67	6	C32455	67	6
C32456	67	5	C32456	67	5
C32457	13	1	C32457	13	1
C32459	67	15	C32459	67	15
C32460	67	3	C32460	67	3
C32461	65	15	C32461	65	15
C32462	11	21	C32462	11	21
C32463	5	26	C32463	5	26
C32464	5	28	C32464	5	28
C32465	11	2	C32465	11	2
C32466	11	6	C32466	11	6
C32467	11	7	C32467	11	7
C32468	5	13	C32468	5	13
C32470	5	17	C32470	5	17
C32473	5	25	C32473	5	25
C32474	11	27	C32474	11	27
C32508	75	6	C32508	75	6
C32955	49	15	C32955	49	15
C32956	49	23	C32956	49	23
C32957	55		C32957	55	
C33002	57	2	C33002	57	2
C33038	37	38	C33038	37	38
C33038	39	38	C33038	39	38
C33039	37		C33039	37	
C33039	39		C33039	39	
C33041	49	1	C33041	49	1
C33043	41	1	C33043	41	1
C33044	41	3	C33044	41	3
C33045	41	2	C33045	41	2
C33046	37	17	C33046	37	17
C33046	39	17	C33046	39	17
C33047	37	21	C33047	37	21
C33052	27	16	C33052	27	16
C33053	27	16	C33053	27	16
C33055	69	9	C33055	69	9
C33056	69	2	C33056	69	2
C33058	41	11	C33058	41	11
C33060	75	4	C33060	75	4
C33062	75	5	C33062	75	5
C33066	75	21	C33066	75	21
C33067	75	21	C33067	75	21
C33068	75	16	C33068	75	16
C33069	75	16	C33069	75	16
C33110	49	16	C33110	49	16
C33111	49	22	C33111	49	22
C33112	37	26	C33112	37	26
C33163	75	4	C33163	75	4
C33164	75	4	C33164	75	4
C33182	33	18	C33182	33	18
C33206	33	5	C33206	33	5
C33222	11	35	C33222	11	35
C33225	29	2	C33225	29	2
C33226	29	3	C33226	29	3
C33242	7		C33242	7	
C33246	17	20	C33246	17	20
C33247	9	52	C33247	9	52
C33265	49	29	C33265	49	29
C33269	75	3	C33269	75	3
C33270	75	10	C33270	75	10

PART NO.	PAGE NO.	REF. NO.	PART NO.	PAGE NO.	REF. NO.
C33305	35	28	C33305	35	28
C33315	61	28	C33315	61	28
C33400	29		C33400	29	
C33403	7	1	C33403	7	1
C33407	19	1	C33407	19	1
C33408	19	12	C33408	19	12
C33417	35	38	C33417	35	38
C33418	29	12	C33418	29	12
C33419	29	11	C33419	29	11
C33426	47	1	C33426	47	1
C33462	29	13	C33462	29	13
C33464	29	1	C33464	29	1
C33474	27	14	C33474	27	14
C34117	19	7	C34117	19	7
C34170	69	19	C34170	69	19
C34175	37	30	C34175	37	30
C34176	25	36	C34176	25	36
C34177	25	38	C34177	25	38
C34178	25	35	C34178	25	35
C34184	69	15	C34184	69	15
C34186	39	9	C34186	39	9
C34187	39	11	C34187	39	11
C34188	39	12	C34188	39	12
C34189	39	45	C34189	39	45
C34189	49	16	C34189	4	

PART NO.	PAGE NO.	REF. NO.	PART NO.	PAGE NO.	REF. NO.
129-102	61	8	165-143	47	7
129-102	61	18	166-85	35	40
129-102	67	25	166-85	43	17
129-103	23	5	166-86	43	17
129-103	25	6	169-114	51	14
129-103	25	27	169-114	53	13
129-105	31	22	178-858	49	12
129-105	77	4	182-10	67	8
129-107	75	24	182-49	21	15
129-107	79	8	182-84	13	5
129-122	61	22	182-152	17	8
129-122	77	3	182-525	11	20
129-127	29	16	182-525	11	36
129-127	43	6	182-525	67	2
129-127	57	1	182-547	27	18
129-166	51	34	182-559	15	18
129-531	51	15	187-1036	15	12
131-71	17	18	187-1036	17	7
131-165	61	14	187-1036	23	10
131-176	33	22	187-1036	25	20
131-351	43	14	187-1036	45	14
131-351	51	21	187-1036	67	7
131-629	67	1	187-1046	75	15
131-911	13	15	187-1073	21	8
131-911	17	5	187-1080	25	16
131-911	25	40	187-1147	21	5
131-911	27	25	187-1334	67	2
131-930	71	3	187-1511	19	5
131-934	27	26	187-1511	21	14
131-934	37	33	187-1910	25	11
131-934	39	33	192-13	67	9
131-934	75	18	192-18	19	6
131-938	25	33	192-18	51	28
131-938	31	4	192-18	67	19
131-938	39	44	192-19	11	25
131-988	49	3	192-19	13	20
131-971	67	17	192-19	15	7
131-1102	31	9	192-19	35	19
131-1102	53	24	192-19	37	27
131-1102	53	12	192-19	41	7
131-1182	23	8	192-19	47	24
131-1216	27	21	192-19	47	5
132-91	43	16	192-19	49	14
132-310	31	14	192-20	15	10
132-310	35	46	192-20	61	5
132-310	77	7	192-20	63	2
132-310	79	3	192-21	7	19
132-311	33	17	192-21	11	10
132-320	27	32	192-21	23	4
132-320	53	10	192-21	25	4
132-320	77	12	192-21	25	26
132-321	53	6	192-21	49	5
132-329	47	26	192-23	27	5
132-329	53	14	192-23	29	7
132-333	31	18	192-23	31	21
132-333	61	23	192-23	35	41
132-334	61	4	192-23	43	18
132-335	29	4	192-23	71	4
138-92	31	5	192-23	79	15
138-2005	27	37	192-25	29	4
138-2005	33	9	192-25	73	4
138-2005	73	10	192-27	75	2
138-2071	27	34	192-213	75	11
138-2073	35	14	192-404	23	5
138-2073	79	18	193-29	61	17
141-2	53	13	193-524	51	26
141-54	31	13	193-524	53	11
163-22	21	2	195-102	21	6

PART NO.	PAGE NO.	REF. NO.	PART NO.	PAGE NO.	REF. NO.
195-102	21	19	195-102	21	19
195-104	25	5	195-104	25	5
195-104	25	37	195-104	25	37
195-104	49	6	195-104	49	6
195-510	53	10	195-510	53	10
195-516	17	9	195-516	17	9
195-518	21	10	195-518	21	10
195-518	75	19	195-518	75	19
195-518	77	13	195-518	77	13
195-521	25	29	195-521	25	29
195-521	37	41	195-521	37	41
195-521	39	41	195-521	39	41
195-521	51	23	195-521	51	23
195-521	53	22	195-521	53	22
195-521	53	9	195-521	53	9
195-521	61	20	195-521	61	20
195-525	23	3	195-525	23	3
195-525	25	31	195-525	25	31
195-526	47	11	195-526	47	11
195-533	23	9	195-533	23	9
195-533	33	16	195-533	33	16
195-533	53	5	195-533	53	5
195-533	61	13	195-533	61	13
195-533	77	6	195-533	77	6
195-536	29	8	195-536	29	8
195-541	35	45	195-541	35	45
195-541	43	15	195-541	43	15
195-541	75	12	195-541	75	12
195-541	79	20	195-541	79	20
195-545	33	13	195-545	33	13
195-545	73	7	195-545	73	7
195-2010	9	39	195-2010	9	39
195-2027	15	15	195-2027	15	15
195-2175	27	10	195-2175	27	10
211-5	13	8	211-5	13	8
211-7	9	43	211-7	9	43
211-7	51	19	211-7	51	19
211-7	53	19	211-7	53	19
211-208	51	30	211-208	51	30
211-216	5	11	211-216	5	11
213-41	31	12	213-41	31	12
214-103	15	20	214-103	15	20
214-251	17	21	214-251	17	21
214-254	37	18	214-254	37	18
214-254	39	18	214-254	39	18
214-256	37	7	214-256	37	7
214-256	39	7	214-256	39	7
214-262	45	27	214-262	45	27
214-262	49	9	214-262	49	9
217-155	37	16	217-155	37	16
217-155	39	16	217-155	39	16
217-179	39	2	217-179	39	2
217-398	37	4	217-398	37	4
217-398	39	4	217-398	39	4
218-443	45	10	218-443	45	10
218-445	39	48	218-445	39	48
218-465	41	4	218-465	41	4
218-483	73	5	218-483	73	5
218-533	45	9	218-533	45	9
218-753	77	14	218-753	77	14
218-842	37	25	218-842	37	25
218-927	41	12	218-927	41	12
218-980	37	35	218-980	37	35
218-980	39	35	218-980	39	35
218-993	73	4	218-993	73	4
218-1022	45	26	218-1022	45	26
218-1054	73	1	218-1054	73	1
218-5004	79	7	218-5004	79	7

PART NO.	PAGE NO.	REF. NO.	PART NO.	PAGE NO.	REF. NO.
218-5005	39	47	218-5005	39	47
218-5005	43	10	218-5005	43	10
218-5007	41	14	218-5007	41	14
218-5056	77	11	218-5056	77	11
218-5057	45	6	218-5057	45	6
218-5058	37	24	218-5058	37	24
218-5058	37	36	218-5058	37	36
218-5058	39	36	218-5058	39	36
218-5058	43	1	218-5058	43	1
218-5062	43	6	218-5062	43	6
218-5065	37	34	218-5065	37	34
218-5065	39	34	218-5065	39	34
218-5065	43	7	218-5065	43	7
218-5066	43	8	218-5066	43	8
218-5104	77	11	218-5104	77	11
218-5104	79	6	218-5104	79	6
218-5105	43	9	218-5105	43	9
218-5107	37	3	218-5107	37	3
218-5107	39	3	218-5107	39	3
218-5107	41	15	218-5107	41	15
218-5107	47	7	218-5107	47	7
218-5117	37	5	218-5117	37	5
218-5117	39	5	218-5117	39	5
218-5117	43	11	218-5117	43	11
218-5154	51		218-5154	51	
218-5154	77		218-5154	77	
218-5201	41	16	218-5201	41	16
218-5201	47	8	218-5201	47	8
218-5222	73	7	218-5222	73	7
218-5232	41	10	218-5232	41	10
218-5251	41	13	218-5251	41	13
218-5254	43	10	218-5254	43	10
218-5265	39	46	218-5265	39	46
218-5360	39	48	218-5360	39	48
218-5406	43	9	218-5406	43	9
219-17	29	13	219-17	29	13
219-17	45	4	219-17	45	4
219-20	33	3	219-20	33	3
219-55	25	32	219-55	25	32
219-60	25	32	219-60	25	32
219-403	79	4	219-403	79	4
221-3	11	12	221-3	11	12
221-3	35	10	221-3	35	10
221-5	51	14	221-5	51	14
221-86	11	31	221-86	11	31
221-167	11	14	221-167	11	14
221-376	11	15	221-376	11	15
221-841	51	22	221-841	51	22
221-843	53	7	221-843	53	7
221-1348	73	2	221-1348	73	2
221-1842	35	10	221-1842	35	10
321-6659	69	3	321-6659	69	3
353-406	25	15	353-406	25	15
353-442	61	25	353-442	61	25
353-442	77	9	353-442	77	9
720-301	45	23	720-301	45	23
720-303	45	12	720-303	45	12